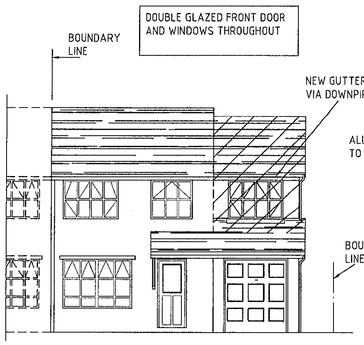

FRONT ELEVATION

SCALE 1:100

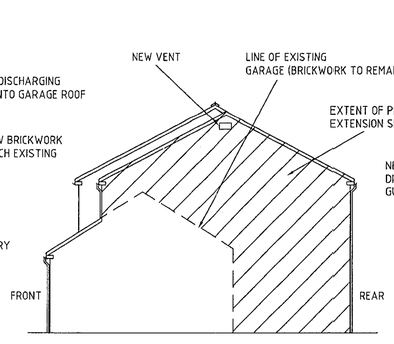

SIDE ELEVATION

SCALE 1:100

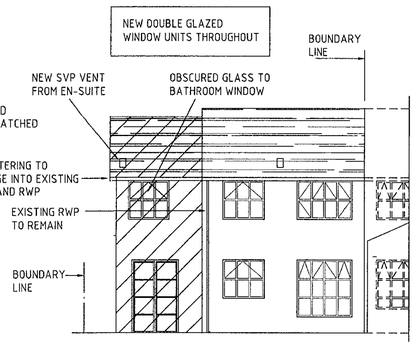

REAR ELEVATION

SCALE 1:100

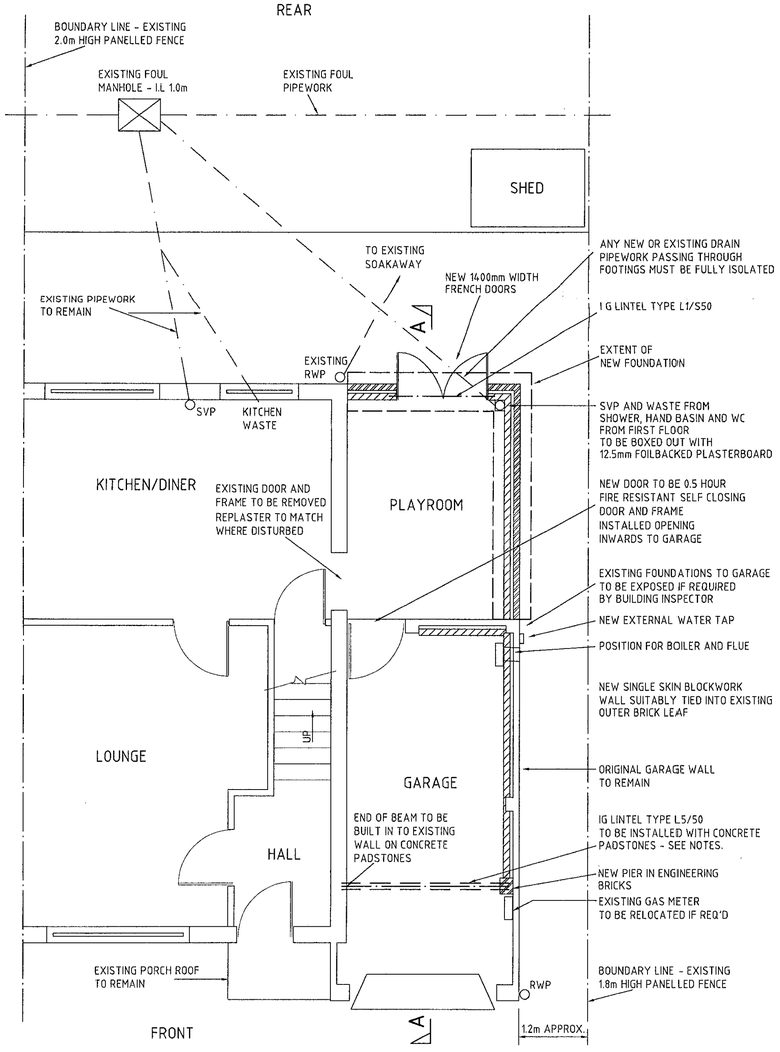

GROUND FLOOR PLAN

SCALE 1:50

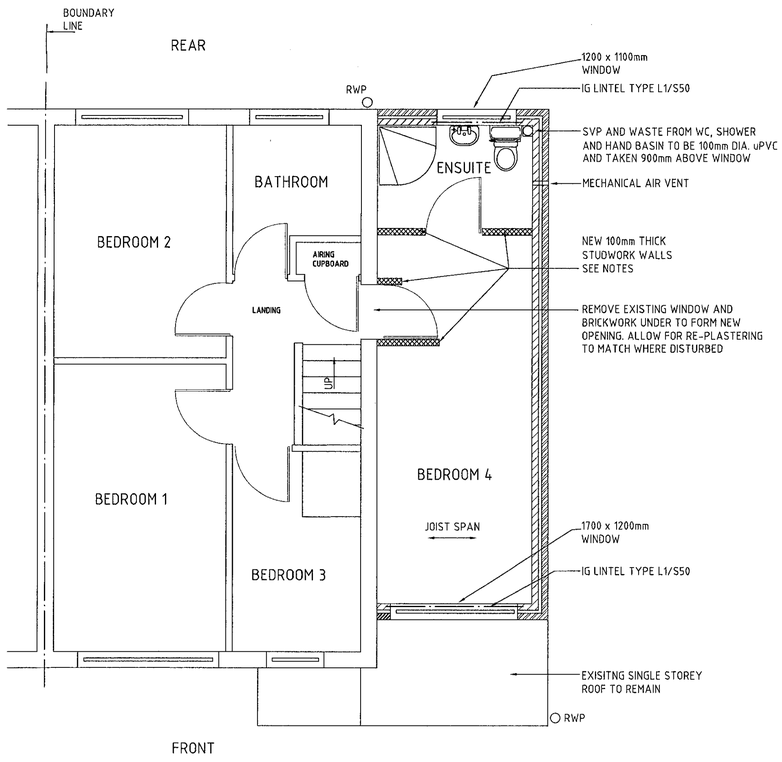

FIRST FLOOR PLAN

SCALE 1:50

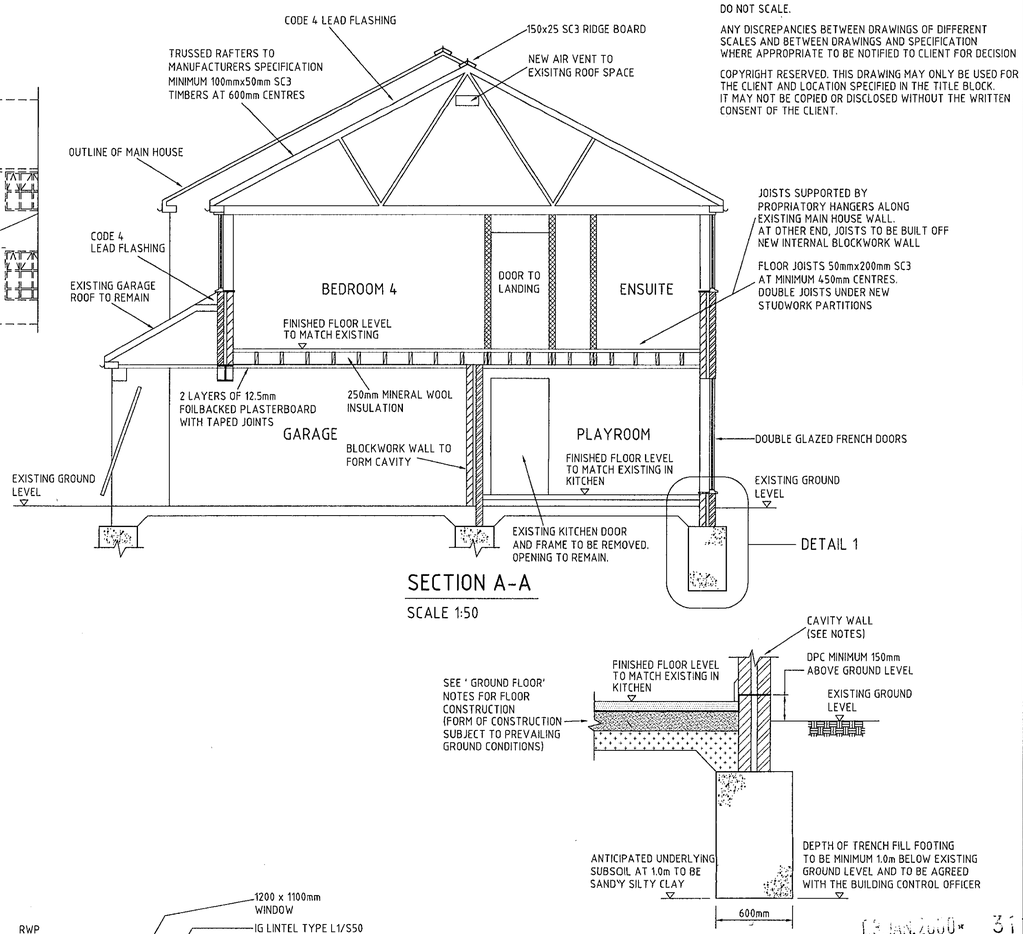

SECTION A-A

SCALE 1:50

DETAIL 1

SCALE 1:25

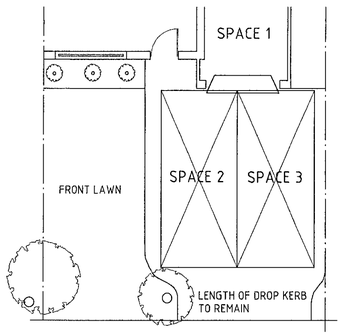

PARKING LAYOUT

SCALE 1:100

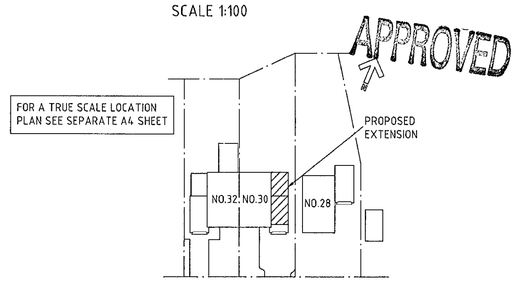

BLOCK PLAN

SCALE 1:500

GENERAL NOTES:

ALL WORKING DIMENSIONS TO BE CHECKED ON SITE.

DO NOT SCALE.

ANY DISCREPANCIES BETWEEN DRAWINGS OF DIFFERENT SCALES AND BETWEEN DRAWINGS AND SPECIFICATION WHERE APPROPRIATE TO BE NOTIFIED TO CLIENT FOR DECISION

COPYRIGHT RESERVED. THIS DRAWING MAY ONLY BE USED FOR THE CLIENT AND LOCATION SPECIFIED IN THE TITLE BLOCK. IT MAY NOT BE COPIED OR DISCLOSED WITHOUT THE WRITTEN CONSENT OF THE CLIENT.

ROOF

INTERLOCKING CLAY TILES TO MATCH EXISTING ON 25x38mm SOFTWOOD TREATED BATTONS.

NON-TEARABLE UNDERFELT TO BS747. MINIMUM LAP TO BE 150mm.

TRUSS RAFTERS TO MANUFACTURERS SPECIFICATION.
150x50mm MINIMUM SIZE RAFTERS.
150x50mm CEILING JOISTS - SC3 AT 600 C/C MAX
150x25mm RIDGE BOARD.
200mm ROCKWOOL FIBREGLASS INSULATION.
12.5mm FOILBACK PLASTERBOARD - PLAIN ARTEX FINISH

ALL EAVES TO HAVE VENTILATION EQUIVILENT TO A CONTINUOUS GAP OF 25mm, PLUS HIGH LEVEL TILE VENTILATORS EQUIVALENT TO A 5mm GAP.

GALVANISED MILD STEEL RESTRAINT STRAPS 5x30mm CSA AT MAXIMUM 2000mm CENTRES TO FLOOR JOISTS AND TO ROOF. ALSO VERTICALLY TO WALL PLATES AT 1200mm MAX CENTRES

ALL STRUCTURAL TIMBERS TO BE TANALIZED.

CAVITY WALLS

100mm FAIRFACE BRICKWORK TO MATCH EXISTING.
50mm CAVITY WITH 50mm ROCKWOOL BATTS
100mm THERMALITE BLOCKWORK INNER SKIN.
13mm DENSE PLASTER FINISH.
DPC TO BS743 1971

WALL TIES AT 900mm CENTRES HORIZONTAL AND 450mm CENTRES VERTICAL.

THERMABATE INSULATED CAVITY CLOSER OR SIMILAR APPROVED AT WINDOW AND DOOR OPENINGS.

SURFIX CAVITY WALL FIXING AND VERTICAL DPC AT CLOSE OF CAVITY AND DOUBLE WALL TIES.

BRICKWORK CAVITY CLOSER AT HEAD OF WALLS AND 50x100mm WALL PLATE (SEE NOTE ON RESTRAINT STRAPS).

CAVITY WALL TO ACHIEVE CURRENT MINIMUM 'u' VALUE AND TO INCLUDE HIGH LEVEL VENTILATION.

STUD PARTITION WALLS

100x50mm STUDS AT 1000mm CENTRES.
100x50mm NOGGINS AT 450mm CENTRES.
9.5mm FOILBACKED PLASTERBOARD.
10mm PLASTER FINISH.

BOTH SIDES OF STUDWORK CAVITY TO BE FILLED WITH MINERAL WOOL SOUND INSULATION.

FIRST FLOOR

22mm MOISTURE RESISTANT BOARDING.
50x190mm JOISTS AT 450mm CENTRES - SC3 (MINIMUM)
9.5mm FOILBACKED PLASTERBOARD.

INTERNAL BEAMS TO HAVE 20mm GYPSUM PLASTERBOARD SURROUND WITH 1.6mmWIRE BINDING AT 100mm PITCH WITH 6mm PLASTER FINISH TO GIVE 0.5 HOUR FIRE RESISTANCE.

ALL STRUCTURAL TIMBERS TO BE TANALIZED.

GROUND FLOOR

50mm SAND/CEMENT SCREED WITH D98 MESH REINFORCEMENT.
25mm INSULATION ON 3 COATS OF SYNTHAPRUF DPM
150mm CONCRETE SLAB ON 1200g POLYTHENE MEMBRANE.
150mm WELL COMPACTED AND WELL GRADED HARDCORE.

FOUNDATIONS

600mm WIDE MASS CONCRETE TRENCH FILL FOOTINGS.
1000mm MINIMUM DEPTH TO SUIT GROUND CONDITIONS AND TO BE AGREED WITH BUILDING INSPECTOR AND CONTRACT ADMINISTRATOR.

WINDOWS / DOORS

uPVC DOUBLE GLAZED UNITS WEATHERSTRIPPED (DRAUGHTPROOFED) TO GIVE VENTILATION EQUIVALENT TO 1/20th FLOOR AREA. TOUGHENED GLASS TO PART 'N' B REGS PLUS TRICKLE VENTS WITH A MINIMUM AREA OF 8000mm2

I.G. LINTELS ABOVE ALL DOORS/WINDOWS WITH MINIMUM BEARING OF 150mm UNLESS OTHERWISE STATED. CAVITY TRAY ABOVE LINTEL.

DRAINAGE AND PLUMBING

FOUL AND SURFACE WATER

110mm uPVC PIPE WITH RING SEALS LAID TO FALL MIN. 1:40 BEDDED IN PEA SHINGLE. WALLS SUPPORTED WITH 75mm PRE-STRESSED CONCRETE LINTEL WHERE DRAINS PASS.

ANY EXISTING DRAIN RUN PASSING UNDER THE EXTENSION TO BE ENCASED IN 300mm CONCRETE AND BRIDGED BY R.C. LINTELS WHEN PASSING THROUGH FOOTINGS.

110mm uPVC PIPE WITH RING SEALS LAID TO FALL MIN. 1:60 BEDDED IN PEA SHINGLE.

PLUMBING

ALL PLUMBING TO BS5572 32/40 WASTES AND 75mm DEEP SEAL TRAPS, 100mm SVP WITH RODDING EYE AT BASE.

ALL NEW RADIATORS TO BE ADDED TO EXISTING CENTRAL HEATING SYSTEM.

ALL SHOWERS, SINKS AND HAND BASINS TO HAVE 75mm DEEP SEAL TRAP. WASTE PIPE DIAMETERS AS FOLLOWS; SHOWERS 50mm, HAND BASINS 32mm.

Rev.	Date	Amendment	By	Chk.
A	NOV 2000	EXTENSION SET BACK FROM MAIN HOUSE. PARKING LAYOUT, MECHANICAL VENT, BEAM SIZES ADDED	TMP	

Status: PRELIMINARY

Client: MR AND MRS PITHER

Job: 30 HAWKER WAY
WOODLEY
READING

Title: PROPOSED TWO STOREY EXTENSION

Drawn By	TMP	Date	JULY 2000
Scale	1:25, 1:50, 1:100, 1:500		

Drawing No. TMP/2000/0002

Rev. A

03 JAN 2001

18/6/01