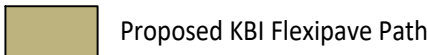


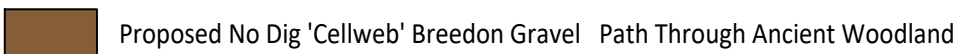
TYPICAL FLEXIPAVE DETAIL

SCALE 1:25



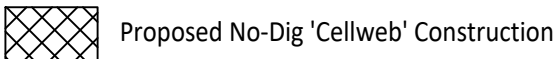
TYPICAL CELLWEB DETAIL

SCALE 1:25



HOGGIN PATH NO-DIG CONSTRUCTION

SCALE 1:25



ELEVATION OF SINGLE HEIGHT RESTRICTOR

SCALE 1:25



Proposed Height Restrictor

ELEVATION OF TIMBER STEPS WITH HANDRAIL

SCALE 1:50

© ABLE LETCHFORD PARTNERSHIP LTD.
This drawing should not be reproduced without
consent.

GENERAL NOTES:

1. Do not scale.
2. This drawing is to be read in conjunction with and checked against all other drawings, Engineering details, Specification and any structural, Geotechnical or other specialist document provided.
3. Any anomaly or contradiction between any of the above is to be reported to the Engineer.
4. Assumed CBR of 3% is used for the construction details provided. Additional CBR in situ testing is required to verify the design before the works commence.
5. WBC Highway Inspector to be present during inspections/CBR testing.

SUBJECT TO
TECHNICAL APPROVAL

P3	01.26	DRAWING SIZE AMENDED TO A1 AND SCALE ON DETAILS UPDATED	AS	RF
P2	08.25	HEIGHT RESTRICTOR DETAIL AND TIMBER STEPS ADDED	AS	RF
P1	06.25	FIRST ISSUE	AS	RF
Rev	Date	Description	Drawn	Checked



www.ableyletchford.co.uk

Client
MILLER HOMES
KIER VENTURES
KING ACRE ESTATES LTD

Project

SOUTH WOKINGHAM SDL

Title
SANG ACCESSES
CONSTRUCTION DETAILS

Status	
--------	--

Scale AS SHN @ A1	Date JUNE 2025	Drawn AS	Checked RF
Drawing No A389-SANG-712			Revision P3