MATERIALS TO BE USED:

Facing bricks: RED/BROWN to match existing

Roof tiles & vertical tiles: Concrete tiles RED/BROWN Colour & style to match extg

Windows: White UPVC double glazed tilt & turn to match extg.

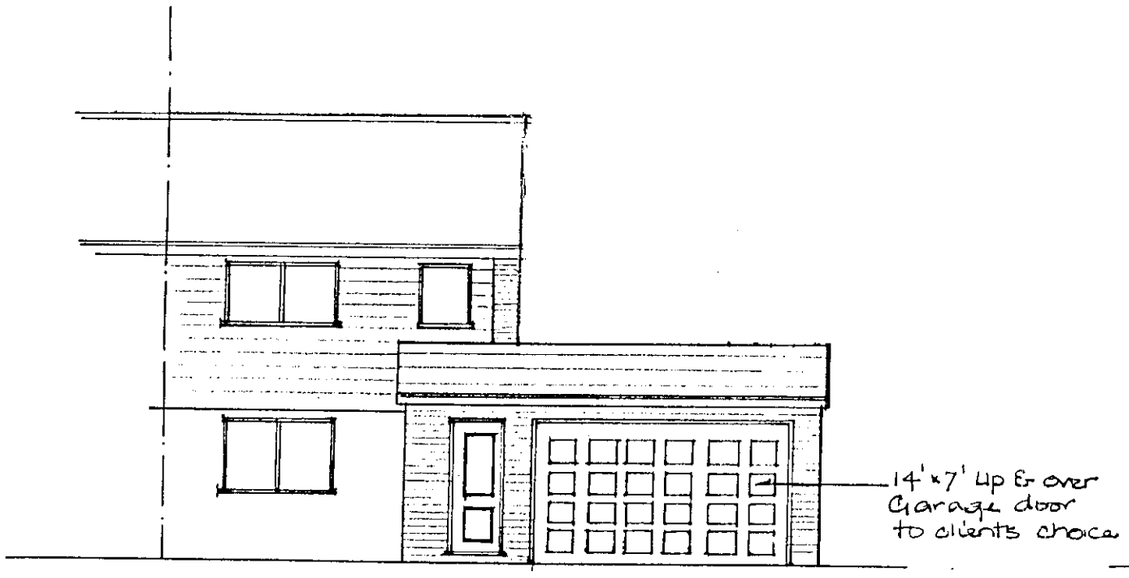

FRONT ELEVATION

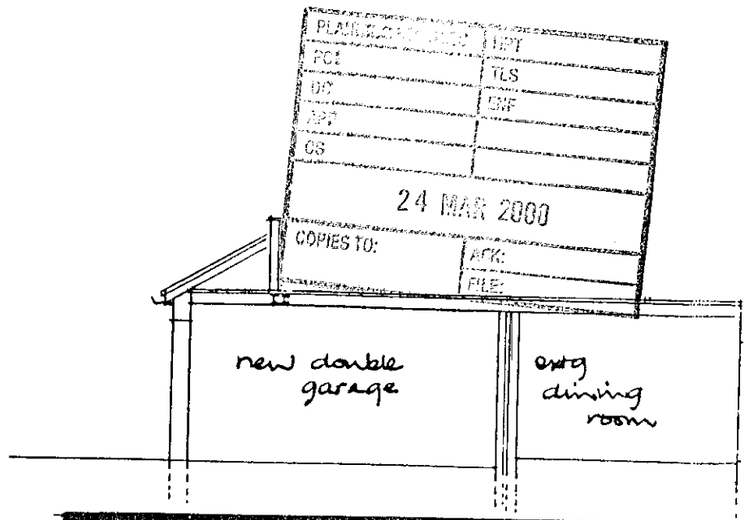

LONG SECTION

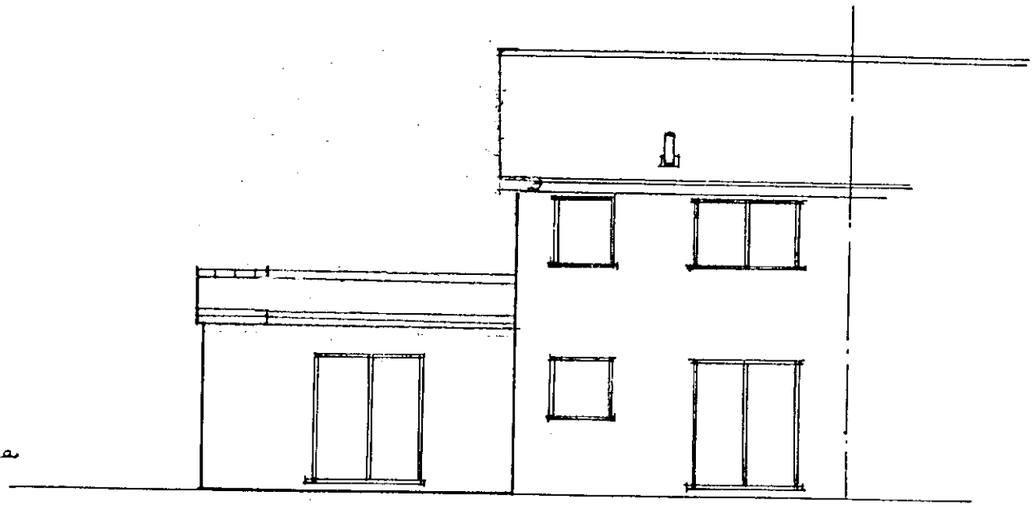

REAR ELEVATION

0624

REVISED PLAN
APPROVED

AVONMOUTH 286

5 1/4 00

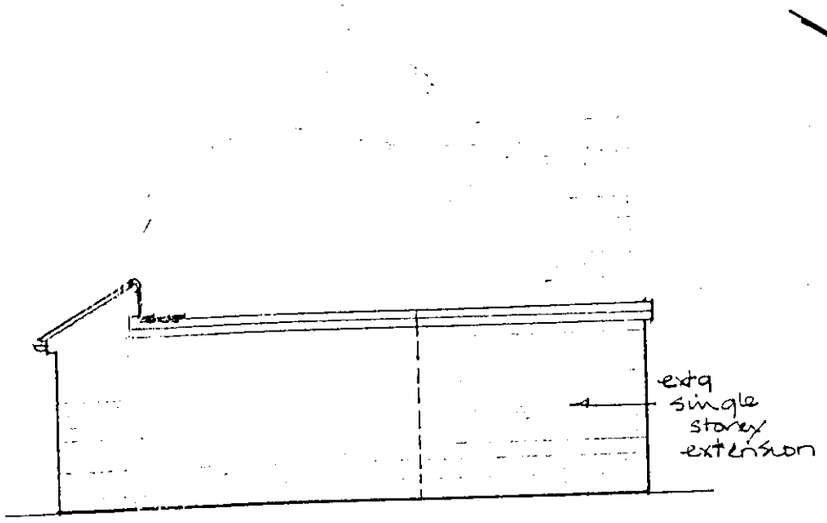

SIDE ELEVATION

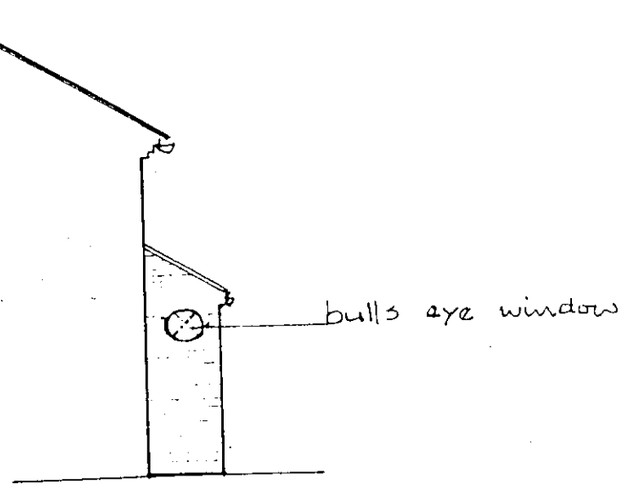

SIDE OF PORCH



SIDE AT REAR

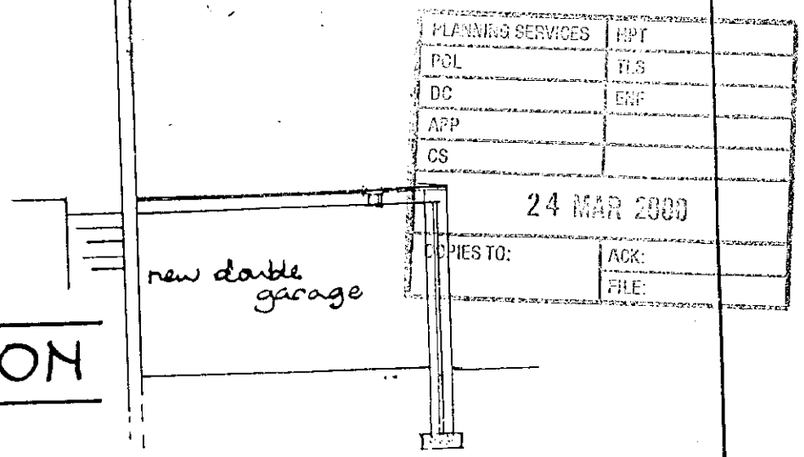

CROSS SECTION

0624 J

REVISED PLAN

APPRC[illegible]

REV	DATE

PROPOSED TWO STOREY EXTENSION

AT :

8 HUTSONS CLOSE

WOKINGHAM FOR

MR. K. DYER.

DATE	SCALE	DRAWN	DRG No.	REV
FEB'99	1:50 & 1:100			

This drawing remains the copyright of Trencherwood Homes and should not be copied or reproduced without consent.

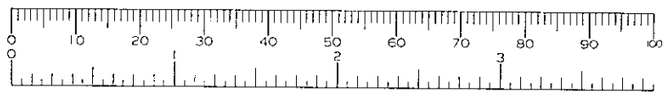

CD 5/6/00

GROUND FLOOR PLAN

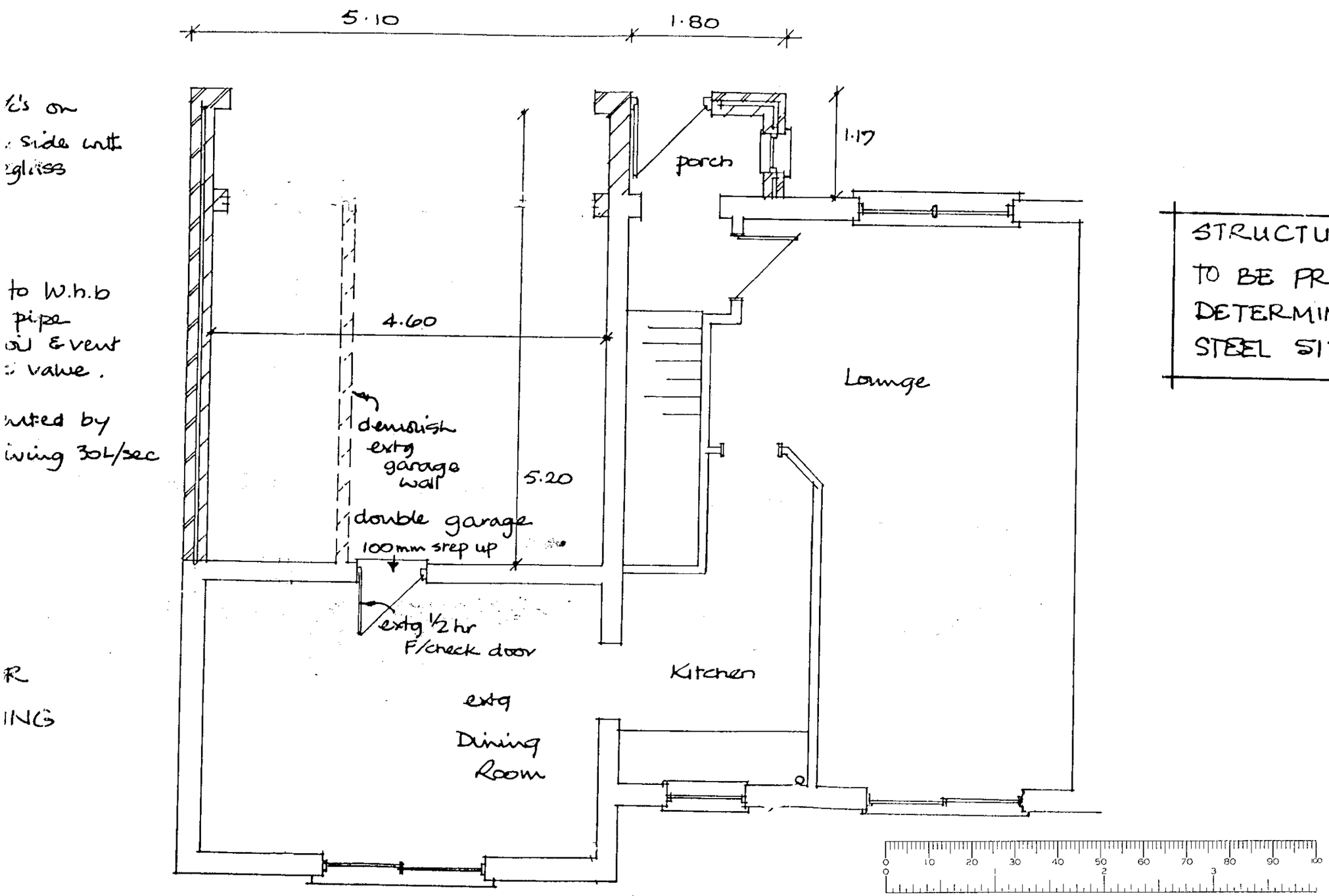

PLANNING SERVICES
POL
DC
AFP
CS
24 MAR 2000
COPIES TO:
ACK:
FILE:

STRUCTURAL CALCULATIONS TO BE PREPARED TO DETERMINE STRUCTURAL STEEL SIZES.

0624

REVISED PLAN

APPROVED

8/6/00

FIRST FLOOR PLAN

0624

REVISED PLAN

24 MAR 2008

BUILDING CONSTRUCTION NOTES:

Foundations: 600 wide × 250 thick concrete foundations, depth to be determined by on site subsoil conditions but must be a min. of 1.00m if in clay

Walls: Below G.L. to be 7N Concrete block with weak concrete infill to void.

Above G.L to be 105 facing brick outer leaf, 75 mm cavity with Rockwool cavity batts in void, 100 mm Thermalite inner leaf with 15 mm plaster finish.

New brickwork tied to extg with Furfix profiles having stainless steel ties @ 300c/c

I.G. lintels type LI 75 with insulated void & having 150 min. end bearings.

Ground floor: 100mm concrete floor on 1200g. d.p.m on 150 hardcore

~~[illegible] 19mm flooring grade~~
~~[illegible] joists @ 400~~ c/c's
~~[illegible]~~

Roof: ~~[illegible]~~
concrete roofing tiles on 38×25 tanalized battens on untearable roofing felt to B.S.747

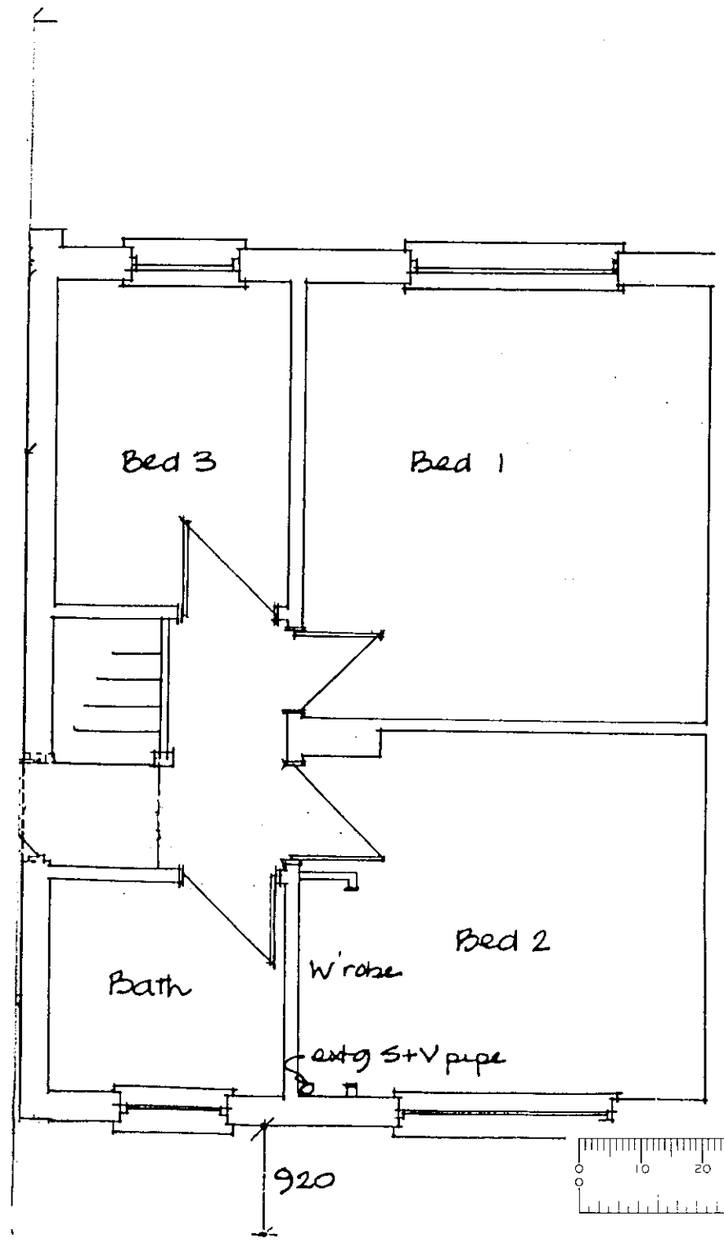

Stud partition:
75×50 timber uprights @ [illegible] sole & head plates faced [illegible] 9.5 p/bd. Void packed with insulation.

Plumbing:
Anti siphon deep seal tr[illegible] & shower. 38 mm dia w[illegible] taken into new 100mm up[illegible] pipe fitted with DURGO ant[illegible]

Ventilation: En suite to b[illegible] mechanical extractor un[illegible] extraction rate

APPROVED

N.B. NO ENCROACHMEN[illegible] OVERHANG ON ADJ[illegible] PROPERTY

BUILDING CONSTRUCTION NOTES:

Foundations: 600 wide x 250 thick concrete foundations, depth to be determined by on site subsoil conditions but must be a min. of 1.00m if in clay

Walls: Below G.L. to be 7N Concrete block with weak concrete infill to void.

Above G.L to be 105 facing brick outer leaf, 75 mm cavity with Rockwool cavity batts in void, 100 mm Thermalite inner leaf with 15 mm plaster finish.

New brickwork tied to exstg with Furfix profiles having stainless steel ties @ 300%'s

I.G. Lintels type L175 with insulated void & having 150 min. end bearings.

Ground floor: 100mm concrete floor on 1200g. d.p.m. on 150 hardcore.

First floor: 19mm flooring grade chipboard on 200x50 joists @ 400%'s grade SC4 softwood

Roof: Prefabricated trusses with concrete roofing tiles on 38x25 tanalized battens on untearable roofing felt to B.S.747

Stud partition: 75x50 timber uprights @ 400%'s on sole & head plates faced each side with 9.5 p/bd. Void packed with fibreglass insulation.

Plumbing: Anti siphon deep seal traps to W.h.b & shower. 38 mm dia waste pipe taken into new 100mm upvc soil & vent pipe fitted with DURGO anti vac valve.

Ventilation: En suite to be vented by mechanical extractor unit giving 30l/sec extraction rate

N.B. NO ENCROACHMENT OR OVERHANG ON ADJOINING PROPERTY

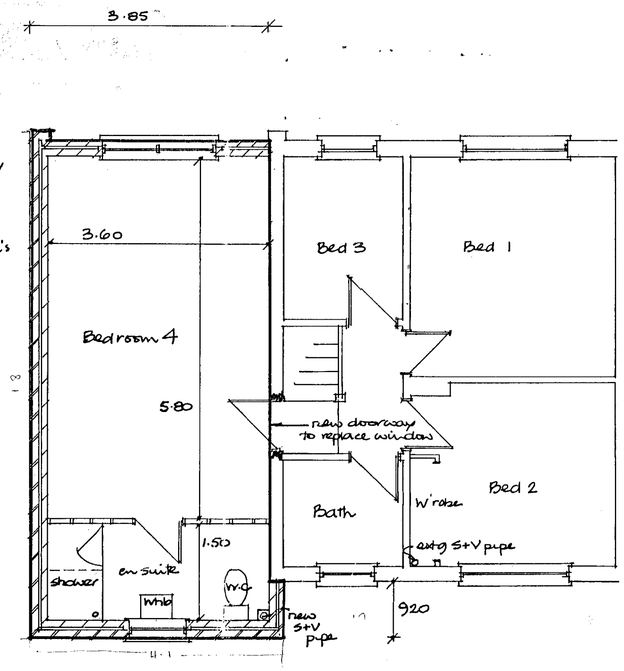

FIRST FLOOR PLAN

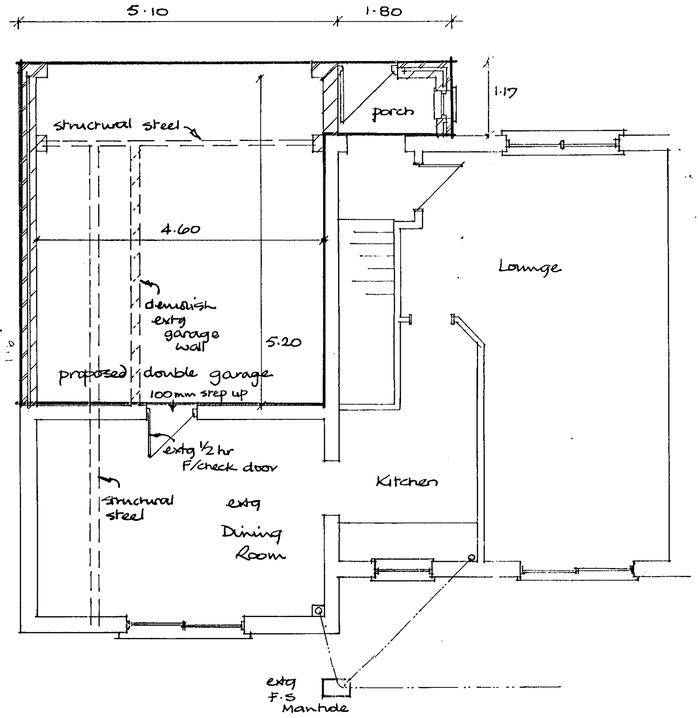

GROUND FLOOR PLAN

STRUCTURAL CALCULATIONS TO BE PREPARED TO DETERMINE STRUCTURAL STEEL SIZES.

MATERIALS TO BE USED:

Facing bricks: RED/BROWN to match existing

Roof tiles & vertical tiles: Concrete tiles RED/BROWN Colour & style to match exstg

Windows: White UPVC double glazed tilt & turn to match exstg.

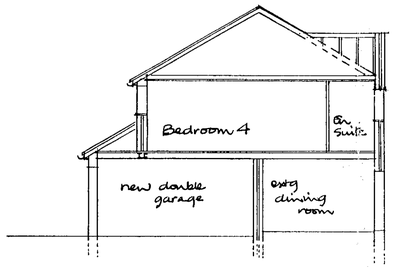

LONG SECTION

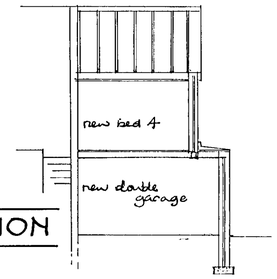

CROSS SECTION



FRONT ELEVATION

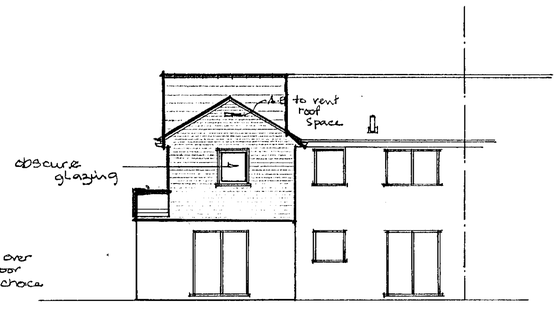

REAR ELEVATION

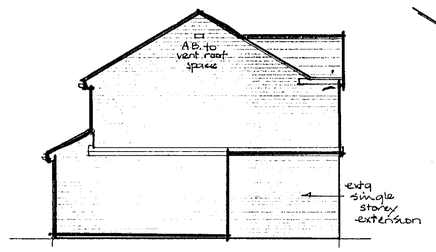

SIDE ELEVATION

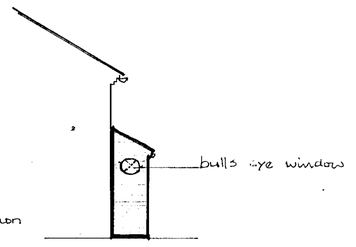

SIDE OF PORCH

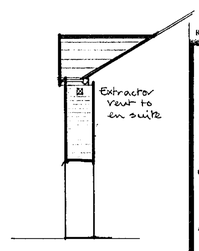

SIDE AT REAR

SUPERSEDED

18.FEB.2000* 0624

REV | DATE

PROPOSED TWO STOREY EXTENSION AT:

8 HUTSONS CLOSE WOKINGHAM FOR MR. K. DYER.

DATE	SCALE	DRAWN	DRG No.	REV
FEB'99	1:50 & 1:100			

AMPLIQUE AVONMOUTH 286

This drawing remains the copyright of Trencherwood Homes and should not be copied or reproduced without consent.