

APPROACH ELEVATION | SIDE ELEVATION | SIDE ELEVATION | PART REAR ELEVATION

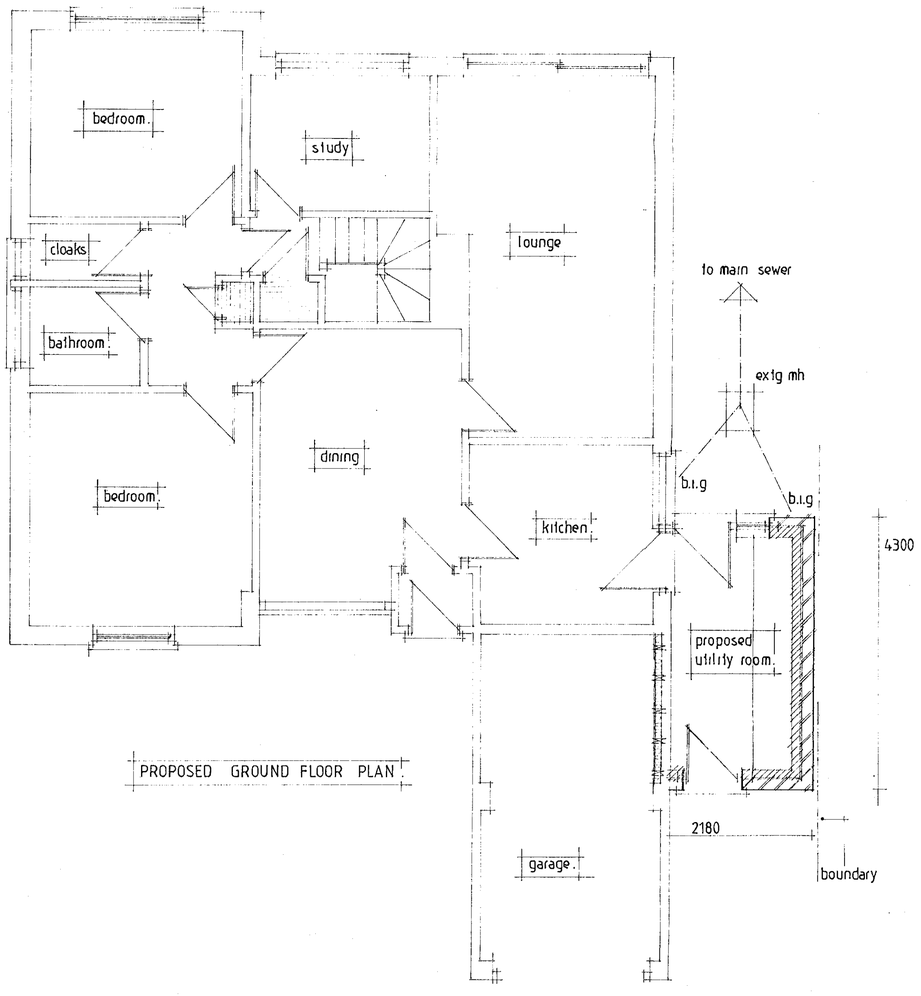

PROPOSED GROUND FLOOR PLAN

brief specification.

roof.

CONCRETE INTERLOCKING ROOF TILES OL 38x25mm TANALISED TILE BATTENS & UNDERLAPPING ROOFING FELT.
50x100 mm BC3 RAFTERS 400 mm &
50x100 mm CEILING JOISTS @ 400mm &
50x100 mm STRUTS @ 400 mm & WITH 50 x 150 mm BLOCKS.
200 mm FIBREGLASS BETWEEN CEILING JOISTS
12.5 mm PLASTERBOARD & SKIM TO CEILINGS, PROVIDE HIGH LEVEL VENTILATION VIA TILE VENTS OR EQUIVALENT PASSING FELT TOGETHER WITH 25 mm CONTINUOUS AIR GAP EQUAL TO 0.3% OF THE ROOF PLAN AREA
USE HEAVY DUTY JOIST HANGERS, CAVITY TRAYS & CODE 4 LEAD FLASHING AT ABUTMENT.
100x75 mm WALLPLATE WITH M/S STRAPS @ 1.8 m &
100x50 mm WALLPLATE, RAWLBOLTED TO EXISTING CAVITY WALL TO CARRY NEW RAFTERS

stormwater.

100 mm HALF ROUND GUTTERS, 63 mm DIA Ø PVC DOWNPIPES TO NEW SOAKAWAYS MIN 3m FROM ANY BUILDING.

walls

CAVITY WALL CONSTRUCTION COMPRISING FACE BRICKWORK TO MATCH EXISTING, 50 mm CAVITY WITH DRI-THERM CAVITY BATTS, 900 mm HORIZONTALLY & 450 mm VERTICALLY, 100 mm CELCON BLOCKWORK WITH 2 COATS OF LIGHTWEIGHT PLASTER - FINISH.
DPC MIN 150 mm ABOVE GROUND LEVEL & TO WALL VARIABLE
CATNIC LINTOLS OVER ALL OPENINGS MIN 150 mm BEAR INGS. ACTUAL SIZES & TYPE IN ACCORDANCE WITH ENGINEERS DETAILS

floor

STANDARD CONCRETE FLOOR COMPRISING 50 mm SAND CEMENT SCREED OL 100 mm OVERSITE CONCRETE OL 38 mm CAVITY INSULATION, 1200g POLYTHENE DPM OL MIN 150 mm SAND BLINDED WELL CONSOLIDATED HARDCORE

foundation.

600x225 mm CONCRETE STRIP FOUNDATIONS, DEPTH TO SUIT SITE SUBSOIL CONDITIONS, & INVERT OF ANY DRAINAGE

drainage

38 mm DIA Ø PVC WASTES TO SILK WITH DEEP SEAL TRAP. NEW BACK INLET GULLEY TO 100 mm Ø DIA OSMA DRAINAGE LAID TO FALL 1:40 & SURROUNDED IN MIN 150 mm AREA SURROUND TO EXTG MANHOLE. CONCRETE PRE-STRESSED LINTOLS IN BRICKWORK OVER ANY DRAINAGE.

notes

DRI-LINE EXISTING GARAGE WALL AS INDICATED USING 100x50 mm STUDS @ 400 mm & WITH 100 mm FIBREGLASS INFILL, 12.5 mm P/BOARD & SKIM.
INSTALL MECHANICAL EXTRACTOR TO THE UTILITY 100 mm MIN 30L/SEC TO THE OUTSIDE AIR.
ALL GLAZING TO BE TOUGHENED SAFETY GLASS, CLEARLY MARKED, DOUBLE GLAZED & INCLUDE 8000 mm² TRICKLE VENTS IN FRAME

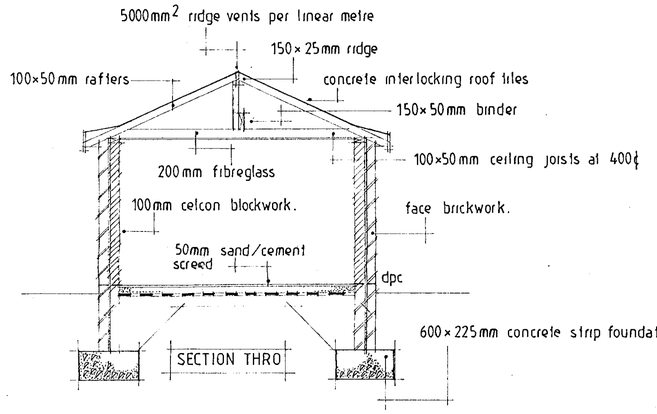

06.NOV.2000* 2753

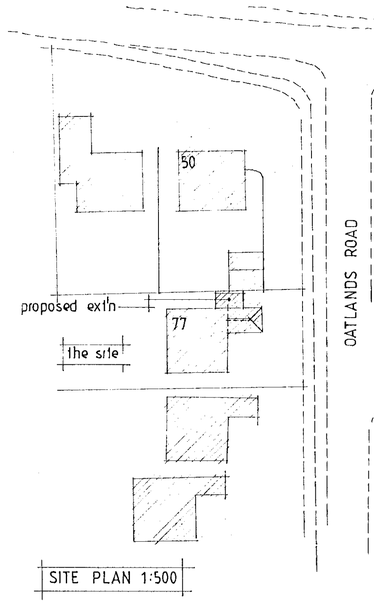

SITE PLAN 1:500

title PROPOSED SINGLE STOREY EXTENSION

client MR + MRS SOUTH

address
77 OATLANDS ROAD
SHINEFIELD
READING
BERKS

APPROVED

date SEPT 00.

scale 1:50, 1:100. | drwg nº LP474 · 02

THE TRULINE PARTNERSHIP
BUILDING SURVEYORS, ARCHITECTURAL & TOWN PLANNING CONSULTANTS
20 CLIDDESDEN ROAD
BASINGSTOKE
HANTS. RG21 3DT
TELEPHONE: 01256 . 322261
FACSIMILE: 01256 . 333521

9/11/01

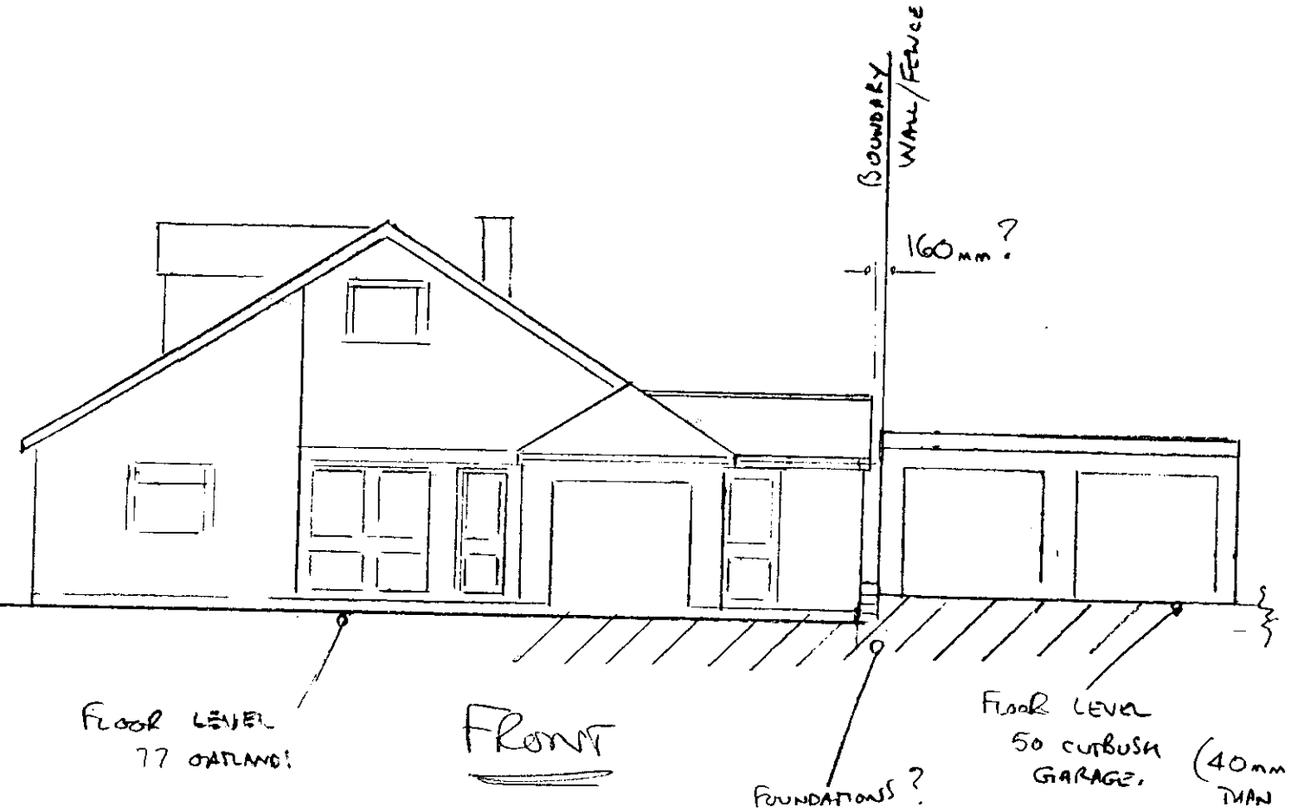

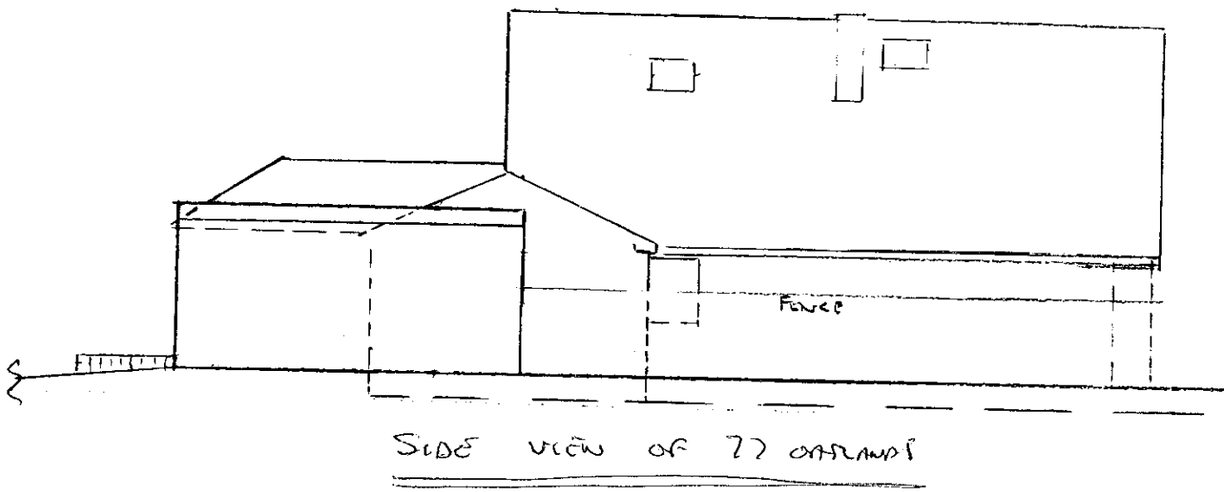

REF F/2000/2753

50 CUTBUSH LANE - DOUBLE GARAGE WITH PROPOSED EXTENSION DRG LP474-02
RG29AH

SCALE = 1:100 DRG X 50 G.

