

south elevation | east elevation | north elevation | west elevation

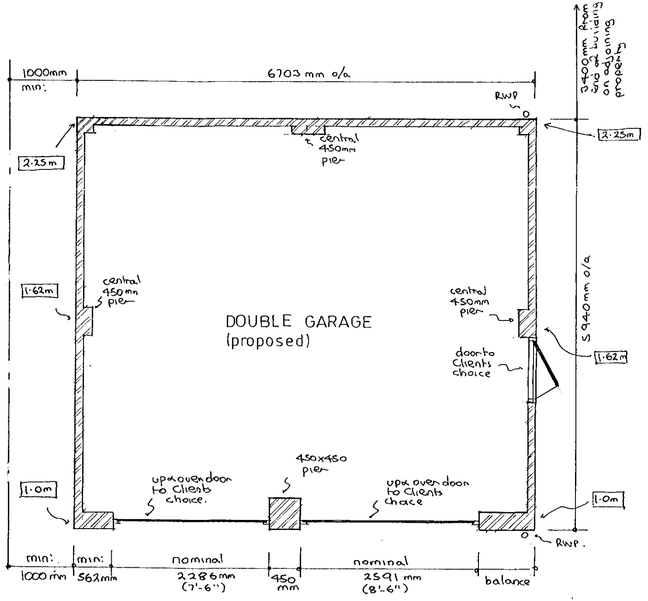

floor plan

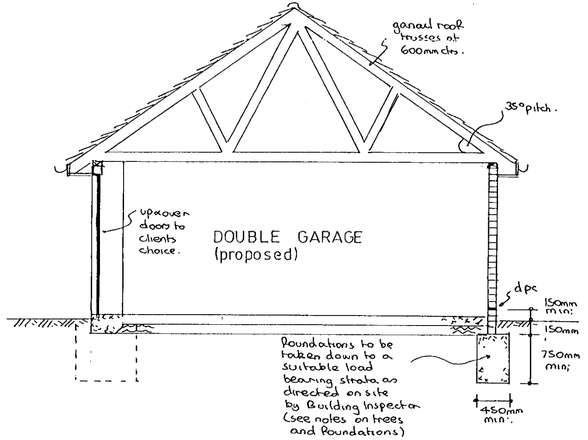

typical section

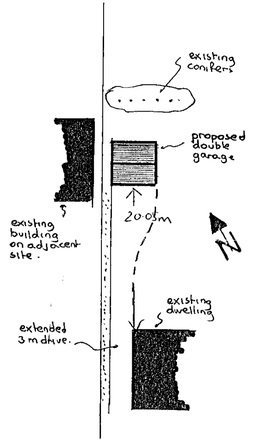

block plan 1:500

notes:-

Roof:- Plain tiling to match existing on felt and battens on gangnail roof trusses at 600mm centres pitched at 35°. Full details of selected trusses to be made available to Building Inspector before work commences. Trusses to be installed in strict accordance with selected manufacturers instructions including full wind bracing.

Lateral restraint:- Where trusses run parallel to an external wall, lateral restraint must be achieved by metal straps at 1200mm centres spanning three joists. In addition mild steel anchors min: 30mm x 5mm cross sectional area are to be provided at 2000mm centres to anchor down all wall plates.

Floor:- 100mm concrete slab on 150mm selected hardcore.

Walls:- 112mm skin of facing bricks to match existing with piers as shown.

Lintels:- I.G. lintels htd galvanised steel.

D.p.c:- headcored felt.

Electrics:- To clients individual requirements but must be installed in strict accordance with current I.E.E regulations.

Rainwater:- 112mm gutters & 62mm downpipes discharging via back inlet gullies and 100mm u.p.v.c underground to new soakaway 1000mm diameter x 2000mm deep and situated a min: 4500mm from any building.

Trees and Foundations:- Assuming high shrinkage ground conditions and because of proximity of conifer trees allowance to be made for additional foundation depths as shown in boxes on floor plan. Final decision on foundations to be taken on site in conjunction with Building Inspector subject to actual site ground conditions.

31.MAR2000* 1154

APPROVED

for location plan see 1:2500 o.s.sheet

Design and build by
CAREBUILD LTD

PROPOSED DOUBLE GARAGE at SANDY WAY, HEATH RIDE, FINCHAMPSTEAD for MR. P.J. MISSELBROOK.

Revisions:-

Drawing N°	AH/G/243
Scales	1:50 & 100
Date	MARCH 2000

NDE SIGN
BUILDING PLANS

D 21/100