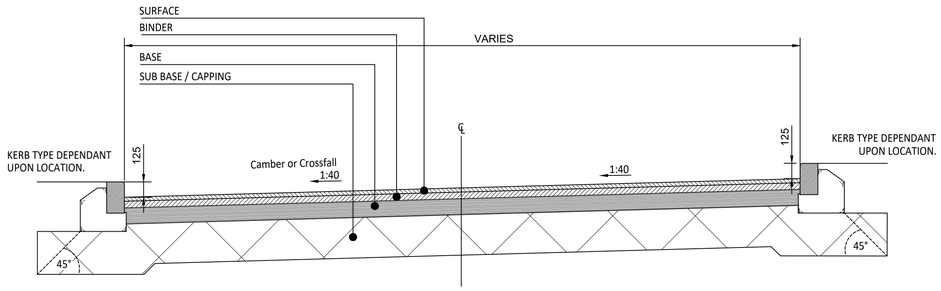

TARMACADAM/ BLOCK PAVED CARRIAGEWAY

SEE TABLE FOR CONSTRUCTION DETAILS
SCALE 1:25

TARMACADAM CARRIAGEWAY

LAYER	SPECIFICATION	THICKNESS (mm)
SURFACE	HIGH STONE CONTENT HOT ROLLED ASPHALT (HRA) SURFACE COURSE COMPLYING WITH BS EN 13108-4 TABLE 4. 55/10C HRA SURF, BINDER GRADE 40/60, MINIMUM PSV = 65, MAXIMUM AAV = 12	50mm
BINDER	DENSE BITUMEN MACADAM (DBM) BINDER COURSE COMPLYING WITH BS EN 13108-1. AC20 DENSE BIN, BINDER GRADE 40/60.	60mm
BASE	DENSE BITUMEN MACADAM (DBM) BASE COMPLYING WITH BS EN 13108-1. AC32 DENSE BIN, BINDER GRADE 40/60.	130mm
SUB BASE	TYPE 1 SUB-BASE MATERIAL TO CLAUSE 803, TABLE 8/2 OF SHW. THICKNESS TO BE DETERMINED FROM CBR VALUE MEASURED ONSITE. ALL TEST AND DECISIONS ON SUB-BASE REQUIREMENTS ARE TO BE MADE BY THE HIGHWAY AUTHORITY.	250mm *
CAPPING	CLASS 6F1 OR 6F2 GRANULAR CAPPING MATERIAL TO CLAUSE 613 OF SHW. REQUIREMENT AND THICKNESS DEPENDANT UPON CBR TESTING. ALL TESTS AND DECISIONS ON CAPPING REPLACEMENT ARE TO BE MADE BY THE HIGHWAY AUTHORITY.	420mm *

* THE ABOVE DESIGN APPLIES WHERE THE FORMATION CBR 2.5% INSITU. CBR TEST TO BE CARRIED OUT BY THE CONTRACTOR AT 30m INTERVALS AND RESULTS REPORTED TO THE HIGHWAY AUTHORITY/ENGINEER.

BLOCK PAVED CARRIAGEWAY

LAYER	SPECIFICATION	THICKNESS (mm)
SURFACE	MARSHALLS KEYBLOK (200X100) CONCRETE PAVING LAID IN HERRINGBONE PATTERN. COLOUR: CHARCOAL OR BRINDLE AS SHOWN ON MATERIALS PLAN	80mm
LAYING	COURSE SHARP SAND. TO BE TREATED WITH APPROVED ACTIVE PRE AND POST EMERGENCE RESIDUAL WEED KILLER	50mm
BASE	CLOSE GRADED AC32 DENSE BIN, BINDER GRADE 40/60. COMPLYING WITH BS EN 13108-1	130mm
SUB BASE	TYPE 1 SUB-BASE MATERIAL TO CLAUSE 803, TABLE 8/2 OF SHW. THICKNESS TO BE DETERMINED FROM CBR VALUE MEASURED ONSITE. ALL TEST AND DECISIONS ON SUB-BASE REQUIREMENTS ARE TO BE MADE BY THE HIGHWAY AUTHORITY.	250mm *
CAPPING	CLASS 6F1 OR 6F2 GRANULAR CAPPING MATERIAL TO CLAUSE 613 OF SHW. REQUIREMENT AND THICKNESS DEPENDANT UPON CBR TESTING. ALL TESTS AND DECISIONS ON CAPPING REPLACEMENT ARE TO BE MADE BY THE HIGHWAY AUTHORITY.	420mm *

* THE ABOVE DESIGN APPLIES WHERE THE FORMATION CBR 2.5% INSITU. CBR TEST TO BE CARRIED OUT BY THE CONTRACTOR AT 20-30m INTERVALS AND RESULTS REPORTED TO THE HIGHWAY AUTHORITY/ENGINEER.

FOR CBR LESS THAN 2.5%, SUB BASE AND CAPPING TO BE REPLACED WITH THE DESIGN BELOW

SUB BASE*	TYPE 1 SUB-BASE MATERIAL TO CLAUSE 803, TABLE 8/2 OF SHW. **MAXIMUM PARTICLE SIZE OF 90mm**	230mm
CAPPING*	CLASS 6F1 OR 6F2 GRANULAR CAPPING MATERIAL TO CLAUSE 613 OF SHW. **MAXIMUM PARTICLE SIZE OF 90mm**	300mm
GEOGRID*	TENSAR InterAx A-90068-LA - LAID TO MANUFACTURERS INSTRUCTIONS AND REQUIREMENTS	N/A

* SUB BASE, CAPPING AND GEOGRID TO BE IN ACCORDANCE WITH TENSAR DESIGN DOCUMENT 0-77241-A-90068-AS ISSUE 01

CARRIAGEWAY SUBBASE/CAPPING REQUIREMENTS

CBR (%)	SUBBASE ON CAPPING (mm)		SUBBASE ONLY (mm)
	SUBBASE	CAPPING	
<2.5%	GROUND STABILISATION		GROUND STABILISATION
2.6-2.9	250	420	420
3.0-3.9	230	380	370
4.0-4.9	220	330	320
5.0-5.9	200	250	270
6.0-9.9	180	240	260
10.0-11.9	150	200	220
12.0-14.9	150	180	220
≥ 15.0	150	150	220

DATA IN TABLE HAS BEEN DERIVED FROM FIGURES 3.18 AND 3.20 OF CD 225 REV 1

ALL THICKNESSES STATED ARE FINISHED COMPACTED THICKNESSES.

FOR FROST SUSCEPTIBLE SOILS MINIMUM CONSTRUCTION DEPTH IS 450MM. ADDITIONAL CAPPING LAYER IS TO BE LAID BELOW THE SUB-BASE TO ACHIEVE THE OVERALL CONSTRUCTION DEPTH OF 450MM.

BASE, SUB-BASE AND CAPPING LAYERS SHOULD BE COMPACTED IN ACCORDANCE WITH MCHW "SPECIFICATION FOR HIGHWAY WORKS".

ALL FORMATIONS TO BE PROOF ROLLED IMMEDIATELY PRIOR TO COMMENCEMENT OF CONSTRUCTION. THE FORMATION SHALL THEN BE PROTECTED FROM THE WEATHER DURING THIS PERIOD.

DESIGN LIFE IS 40 YEARS AS PER CD226 PARA 2.17

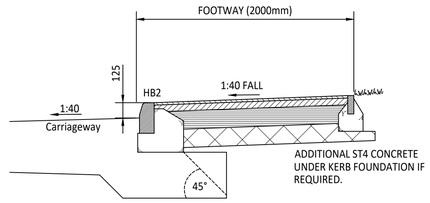

TARMACADAM FOOTWAY

SEE TABLE FOR CONSTRUCTION DETAILS
SCALE 1:25

TARMACADAM FOOTWAY CONSTRUCTION

LAYER	SPECIFICATION	THICKNESS (mm)
SURFACE	CLOSE GRADED AC6, PEN 100/150.	25mm
BINDER	CLOSE GRADED AC20, PEN 40/60.	75mm
SUB BASE	TYPE 1 SUB-BASE MATERIAL TO CLAUSE 803, TABLE 8/2 OF SHW. MINIUMUM CBR OF 2%. THICKNESS DEPENDANT UPON CBR TESTING.	CBR >2.5% - 225mm*

* THE ABOVE DESIGN APPLIES WHERE THE FORMATION CBR 2.5% INSITU. BASED ON TABLE 3.18b OF CD239. CBR TEST TO BE CARRIED OUT BY THE CONTRACTOR AT 20-30m INTERVALS AND RESULTS REPORTED TO THE HIGHWAY AUTHORITY/ENGINEER.

ALL FORMATIONS TO BE PROOF ROLLED IMMEDIATELY PRIOR TO COMMENCEMENT OF CONSTRUCTION. THE FORMATION SHALL THEN BE PROTECTED FROM THE WEATHER DURING THIS PERIOD.

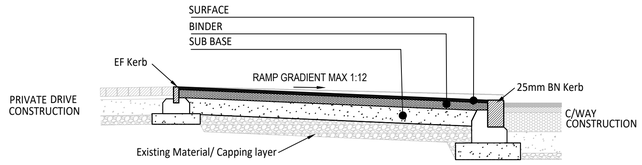

VEHICULAR CROSSOVER

SEE TABLE FOR CONSTRUCTION DETAILS
NOT TO SCALE

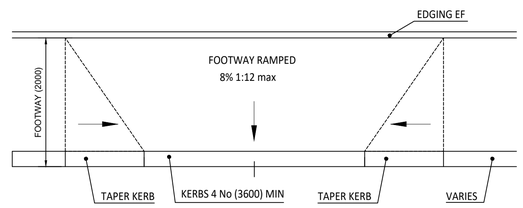

VEHICULAR CROSSINGS

SCALE NTS

VEHICULAR CROSSOVER

LAYER	SPECIFICATION	THICKNESS (mm)
SURFACE	CLOSE GRADED AC6, PEN 100/150.	25mm
BINDER	CLOSE GRADED AC20, PEN 40/60.	75mm
SUB BASE	TYPE 1 SUB-BASE MATERIAL TO CLAUSE 803, TABLE 8/2 OF SHW. THICKNESS TO BE DETERMINED FROM CBR VALUE MEASURED ONSITE. ALL TEST AND DECISIONS ON SUB-BASE REQUIREMENTS ARE TO BE MADE BY THE HIGHWAY AUTHORITY.	320mm *

* THE ABOVE DESIGN APPLIES WHERE THE FORMATION CBR 2.5% INSITU. BASED ON TABLE 3.18c OF CD239. CBR TEST TO BE CARRIED OUT BY THE CONTRACTOR AT 20-30m INTERVALS AND RESULTS REPORTED TO THE HIGHWAY AUTHORITY/ENGINEER.

© ABLEY LETCHFORD PARTNERSHIP LTD.
This drawing should not be reproduced without consent.

GENERAL NOTES:
1. Do not scale.
2. This drawing is to be read in conjunction with and checked against all other drawings, Engineering details, Specification and any structural, Geotechnical or other specialist document provided.
3. Any anomaly or contradiction between any of the above is to be reported to the Engineer.
4. WBC Highway Inspector to be present during inspections/CBR testing.
5. All soft spots and organic material must be removed before construction.
6. If Bituminous layers are not laid immediately after one another, a Bond Coat shall be applied.
7. Tack Coat to be applied to kerb-faces and ironworks prior to bituminous surface course laid.
8. Gravel aggregate will not be permitted in asphaltic concrete.
9. Limestone aggregate will not be permitted in surface course material or binder course material which is to be trafficked.
10. Type 1 material with crushed gravel aggregate shall not be used in the top 150mm below base course level unless permitted by WBC.
11. Use of recycled/reclaimed aggregate material is not permitted unless approved by appointed WBC Engineer.

DYNAMIC CONE PENETROMETER (DCP) OR DYNAMIC PLATE TESTING (DCT) CBR TESTS TO BE CARRIED OUT AT 30m SPACINGS IN LINE WITH LOCAL HIGHWAY AUTHORITY (LHA) AND CD225 & CD239 GUIDELINES.

CONTRACTOR TO CONFIRM WITH LHA PREFERRED TEST METHOD (DCP) OR (DCT) AND RESULTS TO BE REPORTED TO LHA AND ENGINEER PRIOR TO COMMENCING TARMAC/PAVING OPERATIONS

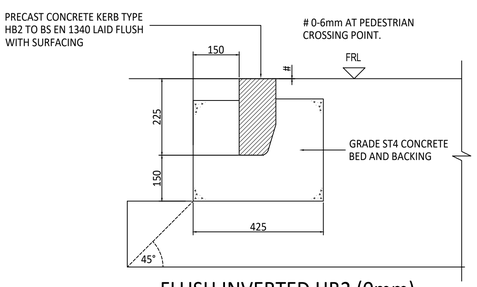

FLUSH INVERTED HB2 (0mm)

SCALE 1:10

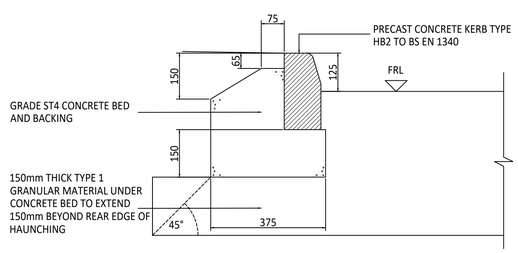

STANDARD KERB TYPE HB2

SCALE 1:10

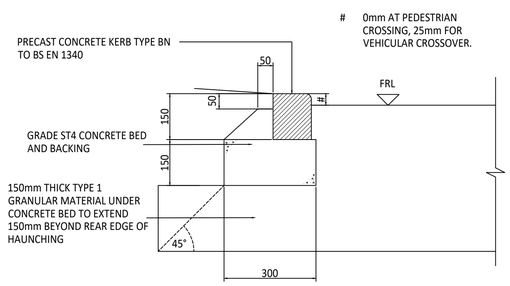

BULLNOSE KERB TYPE BN

SCALE 1:10

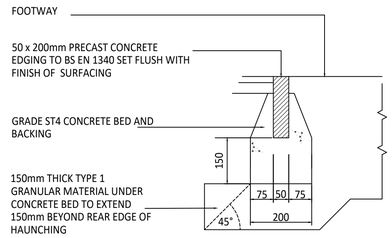

PCC EDGING TYPE EF

SCALE 1:10

WOKINGHAM BOROUGH COUNCIL STANDARD DETAIL REFERENCES	
DRAWING NUMBER	DRAWING TITLE
WDS_HD_01	Standard Details Sheet 1 of 4
WDS_HD_02	Standard Details Sheet 2 of 4

Rev	Date	Description	Drawn	Checked
B	08.26	UPDATED TO SUIT WBC COMMENTS	CLL	RF
A	12.25	FIRST ISSUE	RG	RF

Abley Letchford
www.ableyletchford.co.uk

Client
MILLER HOMES

Project
SOUTH WOKINGHAM SDL PHASE 2B R7 & R13 RESERVED MATTERS APPLICATION

Title
HIGHWAY CONSTRUCTION DETAILS SHEET 1

Status

Scale	Date	Drawn	Checked
AS SHOWN @ A1	DEC 2025	RG	RF

Drawing No: A389-R7-R13-RM-711
Revision: B