

DEPARTMENT KEY

- WORKSHOP
- OFFICE
- STORAGE
- MEZZENINE

NEW HANDSTANDING TO AREA OF REMOVED OUTBUILDING

GTO HOUSE

WORKSHOP GF PROPOSED AREAS	
Name	Area
OFFICE	11.77 m²
STORAGE	37.11 m²
WELDING BAY	26.88 m²
WORKSHOP	738.51 m²
Grand total: 13	814.27 m²

WORKSHOP PARKING BAYS	
Type	Count
WORKSHOP STANDARD BAY	15
WORKSHOP VEHICLE RAMP BAY	6
Grand total: 21	

EQUIPMENT SCHEDULE

FFE XXX	EQUIPMENT TAG
001	VEHICLE RAMP
002	STORAGE RACKING
003	PLATFORM CAR LIFT
004	BOLLARD

FLOOR TYPES SCHEDULE

FLXX	FLOOR TAG
FL01	CONCRETE FLOOR WITH EPOXY RESIN FINISH
FL02	POLISHED CONCRETE
FL03	STRUCTURAL GLASS FLOOR 50m³

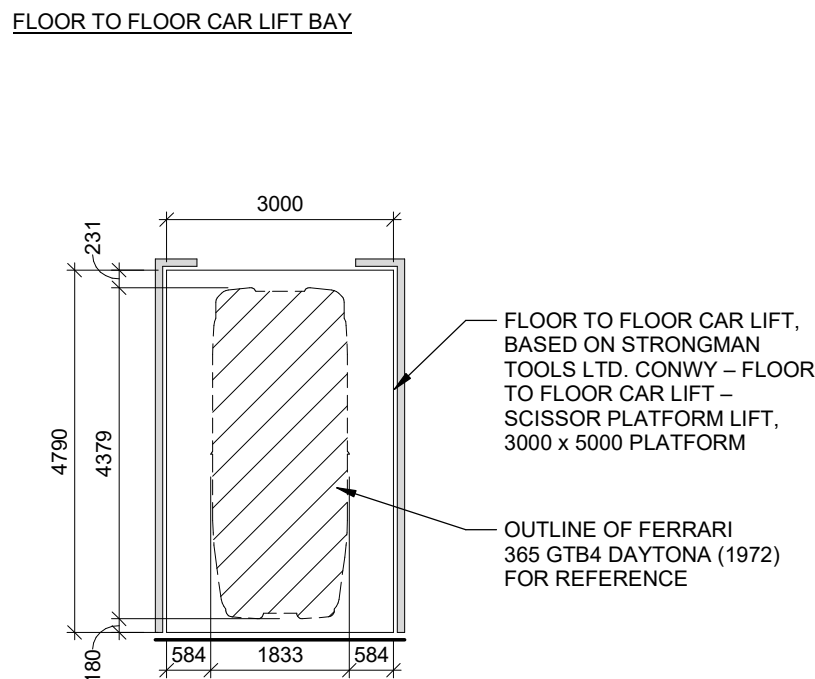
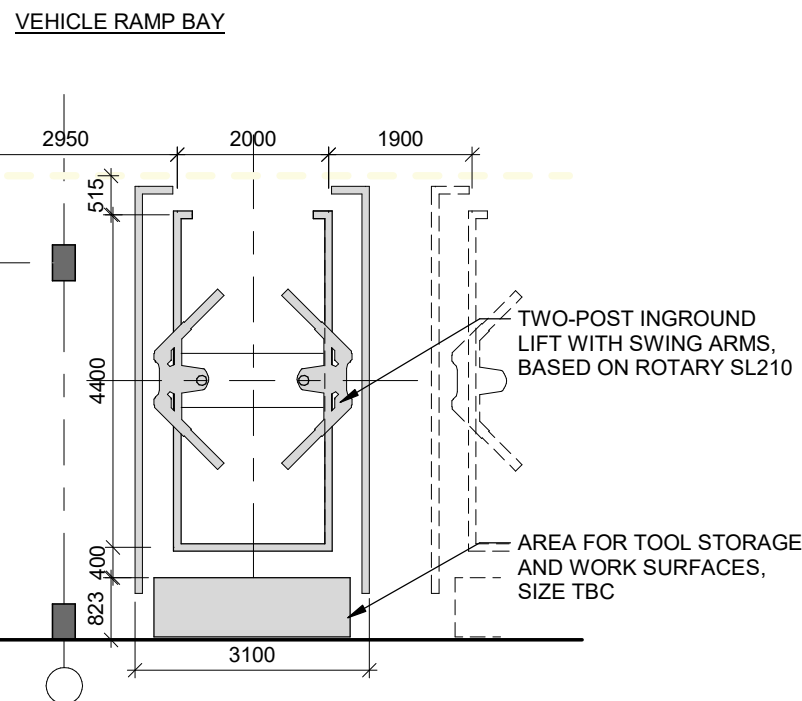
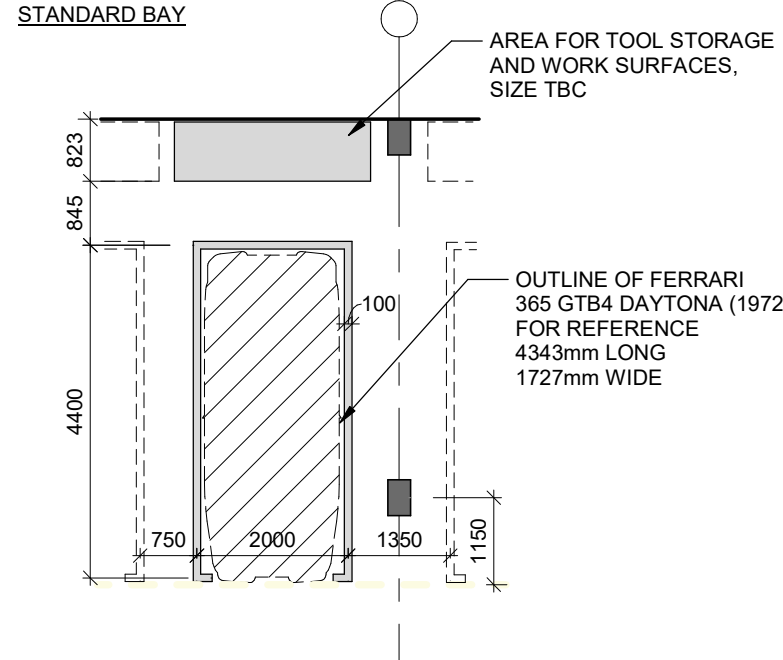
WALL TYPES SCHEDULE

XW.XX	WALL TAG
EW01	STANDING SEAM BACK SINUSOIDAL CLADDING INSULATION CORRUGATED METAL INTERNAL CLADDING
EW02	BRICK WALL
EW03	COWLING WALL STANDING SEAM BACK SINUSOIDAL CLADDING CONTRASTING INTERNAL CLADDING
EW04	BRISE SOLEIL (SOLAR SHADING)
EW05	GLAZED CURTAIN WALL
IW01	INTERNAL GLAZED CURTAIN WALL
IW02	LED LIT PERFORATED METAL FEATURE WALL
IW03	STEEL FRAME PARTITION WALL

STAIR TYPES SCHEDULE

STXX	FLOOR TAG
ST01	STAIRCASE - ACCESS BETWEEN WORKSHOP FLOOR, OFFICE & MEZZANINE LEVELS.
ST02	STANDARD EXTERNAL EGRESS STAIR DESIGNED TO COMPLY WITH PART B & PART K.

WORKSHOP BAY DIMENSIONS



DISCLAIMER NOTES:

- THIS DOCUMENT IS COPYRIGHT OF THE ORIGINATOR AND MUST BE TREATED AS CONFIDENTIAL.
- THIS DOCUMENT MUST NOT BE ALTERED, REPRODUCED OR DISTRIBUTED WITHOUT PRIOR WRITTEN CONSENT OF THE ORIGINATOR.
- THIS DOCUMENT MUST NOT BE ALTERED - THE ORIGINATOR ACCEPTS NO RESPONSIBILITY FOR ANY DISCREPANCIES ARISING AS A RESULT OF THE ORIGINATOR'S INFORMATION BEING ALTERED BY OTHERS.
- ANY DISCREPANCY MUST BE REPORTED TO THE ORIGINATOR.
- DO NOT SCALE THIS DOCUMENT - USE FIGURED DIMENSIONS ONLY.
- ALL DIMENSIONS MUST BE CHECKED ON SITE PRIOR TO COMMENCEMENT OF ANY RELATED WORKS.
- THIS DOCUMENT MUST BE READ IN CONJUNCTION WITH ALL SUPPORTING DOCUMENTS PRODUCED BY THE ORIGINATOR AND OTHER PROJECT DISCIPLINES.
- THE ORIGINATOR ACCEPTS NO RESPONSIBILITY FOR THE ACCURACY OF BACKGROUND INFORMATION PRODUCED BY THIRD PARTIES - THIS MUST BE TREATED AS INDICATIVE ONLY.
- USERS OF THIS DOCUMENT ARE RESPONSIBLE FOR CHECKING WHICH REVISION IS CURRENT.
- THE DOCUMENT STATUS "INFORMATION" OR "PRELIMINARY", INDICATES THAT THIS DRAWING IS FOR REFERENCE PURPOSES ONLY - THE ORIGINATOR WILL ACCEPT NO RESPONSIBILITY FOR THE COMPLETENESS OF INFORMATION UNDER THIS STATUS.
- THE DOCUMENT STATUS "RECORD" OR "AS BUILT" HAS BEEN PREPARED, IN PART, BASED UPON INFORMATION FURNISHED BY OTHERS. WHILE THIS INFORMATION IS BELIEVED TO BE RELIABLE, THE ORIGINATOR ASSUMES NO RESPONSIBILITY FOR THE ACCURACY OF THIS "RECORD" OR "AS BUILT" DOCUMENT OR FOR ANY ERRORS OR OMISSIONS THAT MAY HAVE BEEN INCORPORATED INTO IT AS A RESULT OF INCORRECT INFORMATION PROVIDED TO THE ORIGINATOR. THOSE RELYING ON THE "RECORD" OR "AS BUILT" DOCUMENT ARE ADVISED TO OBTAIN INDEPENDENT VERIFICATION OF ITS ACCURACY.

DRAWING NOTES:

- CDM REGULATIONS 2015 SIGNIFICANT OR NON-OBVIOUS RISKS AND RISKS WHICH ARE DIFFICULT TO MANAGE ARE IDENTIFIED ON THIS DRAWING USING THE FOLLOWING SYMBOL IDENTIFIED TO THE RIGHT WITH BRIEF ACCOMPANYING TEXT. FOR FURTHER DETAILS OF THE RISKS IDENTIFIED BY DESIGNERS, REFERENCE SHOULD BE MADE TO CDM HAZARD REGISTER.

NOTE:

THIS DRAWING INFORMATION PRESENTED IS BASED UPON OS SURVEY DATA AND TOPO SURVEY 14951CV-01-06. GTO HOUSE INTERNAL WALLS NOT VERIFIED VIA SURVEY.



P01 ISSUED FOR PLANNING	17/12/2024	EH	AM
REV DESCRIPTION	DATE	BY	CHKD

ORIGINATOR:



RIDGE PROJECT No: 5024150

CLIENT:



IN ASSOCIATION WITH:

PROJECT:
GTO ENGINEERING - FERRARI WORKSHOP

TITLE:

PROPOSED GF GA PLAN - PLANNING

DRAWN BY: EH CHECKED BY: AM APPROVED BY: AM

SCALE: As indicated @ A1 DATE: 17/12/2024

STATUS: S2 DESCRIPTION: SUITABLE FOR INFORMATION

DRAWING No: 5024150 - RDG - XX - 00 - D - A - 001041

PROJECT: ORIGINATOR FUNCTION: SPATIAL: FORM DISCIPLINE: NUMBER: REV: 5024150 RDG XX 00 D A 001041 P01