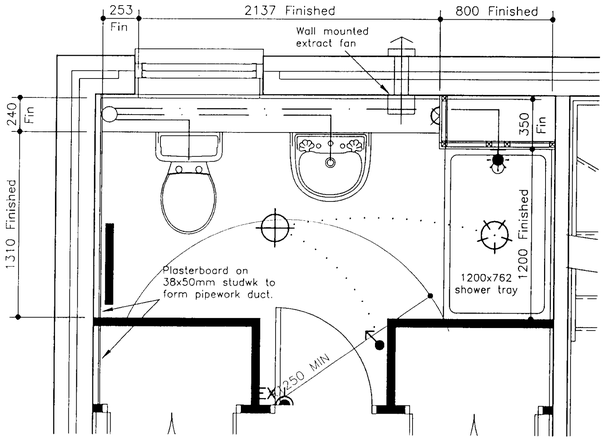

Ensuite 2 Layout

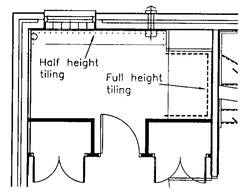

Ensuite 2 Tiling Plan

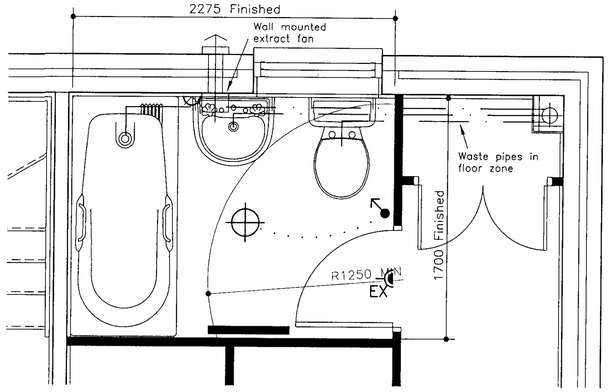

Ensuite 1 Layout

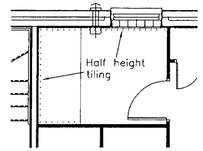

Ensuite 1 Tiling Plan

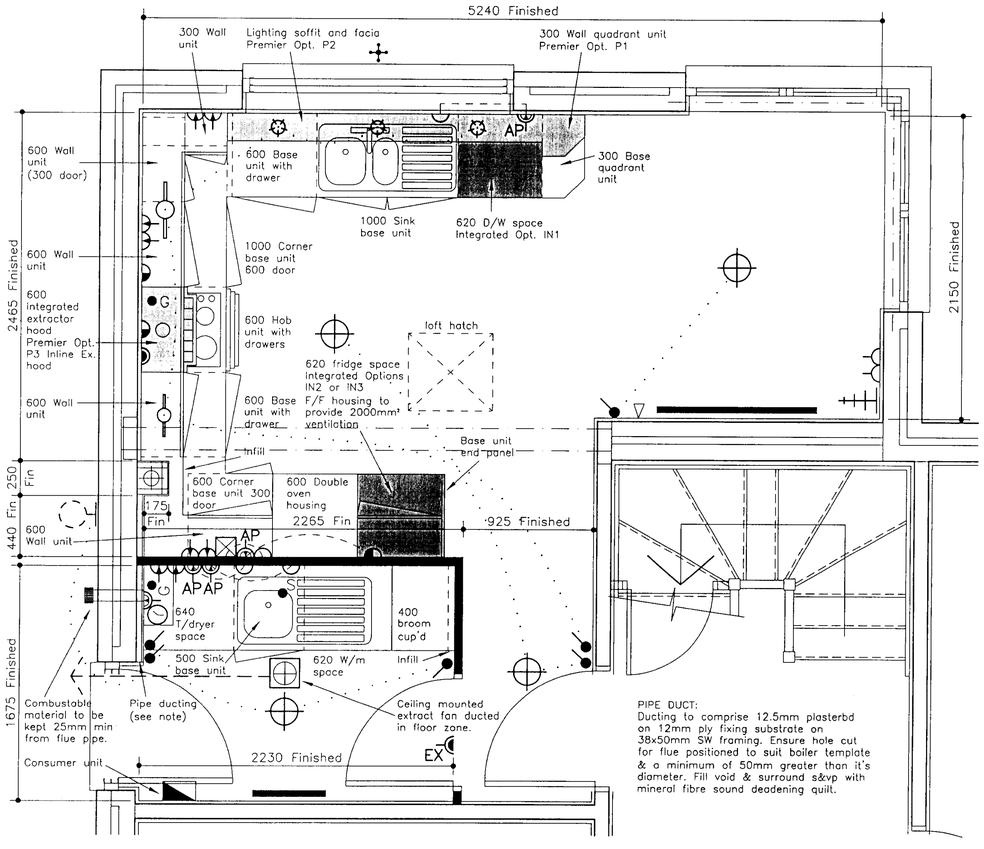

Kitchen & Utility Layout

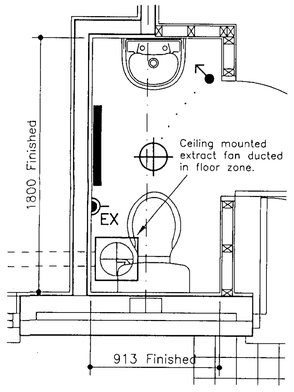

Cloaks Layout

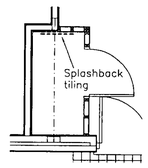

Cloaks Tiling Plan

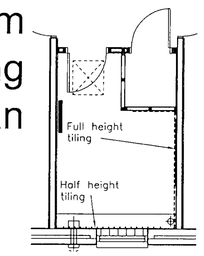

Bathroom Tiling Plan

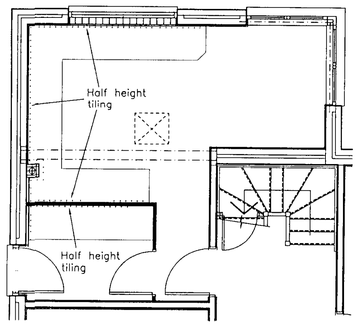

Kitchen & Utility Tiling Plan

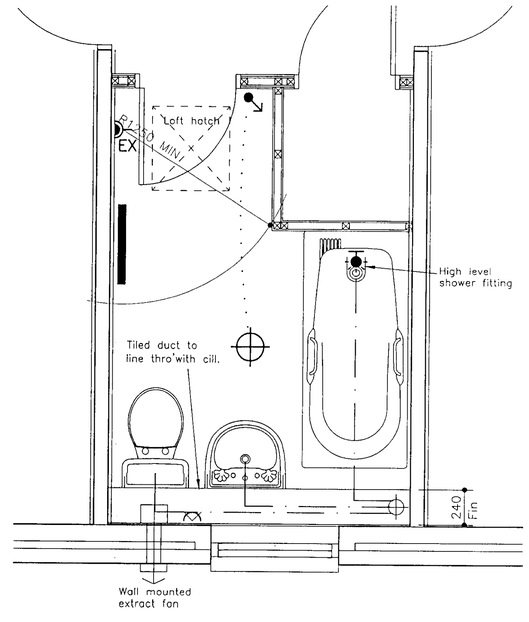

Bathroom Layout

REVISIONS

A: Extract fan isolation switches repositioned in accordance with DAI 131.

PREMIER OPTIONS
P1. 300 WALL UNIT
P2. LIGHTING SOFFIT/FACIA/PELMETS
P3. INLINE EXTRACTOR HOOD
P4. CORNICE
WOODEN EDGED WORKTOPS TO KITCHEN ONLY

NOTES

INTEGRATED OPTIONS
IN1. INTEGRATED DISHWASHER
IN2. INTEGRATED FRIDGE
IN3. INTEGRATED MONOBLOC FRIDGE/FREEZER OPTION
Deductions
1 No. 620mm Worktop
1 No. 600mm Wall Unit
1 No. Base Unit End Panel
(Also applicable to free standing fridge/freezer options)

ALL KITCHEN WALL UNITS TO BE 720mm HIGH

TILING KEY:

- Splash back.
- Half height tiled back or worktop to u/s of wall units.
- Full height tiling.

Bryant Homes
Technical Services Ltd

title
FAIRBOURNE
STANDARD 99 SPEC
KITCHEN, UTILITY, BATH & EN-SUITE LAYOUT

drg no FB C 73 A
scale 1 : 20 date JUN.00
drawn E.I checked

CRANMORE HOUSE, CRANMORE BOULEVARD, SHIRLEY, SOLIHULL, WEST MIDLANDS, B90 4SD.
TELEPHONE 0121 711 1212 FACSIMILE 0121 711 2994

CAD File: H:\HOUSES\HOMES\Part B\CENTENRY\FBC\DWG\Fbc73A.dwg