DWG: ENGNTBW | REV: C

SURVEYORS BASE PLAN

(TO ACCOMPANY ACTUAL BASE PLAN PROVIDED BY CONSERVATORY ADMIN.)

NOTES

1. ALL DIMENSIONS IN MILLIMETRES AND TO BE CHECKED ON SITE PRIOR TO COMMENCEMENT OF WORK.
2. ONLY FIGURED DIMENSIONS TO BE TAKEN FROM THIS DRAWING.
3. DO NOT SCALE OFF DRAWING.
4. ANY EXISTING BRICK VENTS TO BE DUCTED THROUGH PROPOSED BASE.
5. GROUND LEVEL TO BE LOWERED LOCALLY TO GIVE REQUIRED CLEARANCE FOR D.P.C.
6. SURFACE WATER TO BE DISCHARGED VIA NEW 68 DIA. RAINWATER DOWN PIPE AND SHOED INTO GRATING OVER GULLEY AND INTO 100 DIA. UPVC DRAIN BEDDING ON PEA-SHINGLE TO FALL 1:40 min INTO NEW SOAKAWAY 5.0 m. MIN. AWAY FROM BUILDINGS, TO BE FILLED WITH HARDCORE, AGGREGATE AND PEA GRAVEL.
7. BUILD NEW 600mm (6 COURSE) BASE WALL ABOVE D.P.C LEVEL OF UNIT.
   BASE WALL TO BE CONSTRUCTED IN 100 MM THICK BLOCKWORK/BRICKWORK INTERNALLY, 50 MM THICK CAVITY FILLED WITH FIBREGLASS INSULATION BATS, 100 MM THICK BRICKWORK EXTERNALLY, AND TO INCORPORATE D.P.C MIN 150 MM ABOVE GROUND LEVEL AND TO INCLUDE "BUTTERFLY" GALVANISED WIRE TYPE WALL TIES STAGGERED 900 MMM HORIZONTALLY, 450 MM VERTICALLY AND TO BE DOUBLED UP AROUND CORNERS AND REVEALS.
   CLOSE INTERNAL SKIN AT JAMBS AGAINST 150 MM WIDE D.P.C
   CAVITY BELOW GROUND LEVEL TO BE FILLED WITH LEAN MIX CONCRETE TO WITHIN 150 MM OF D.P.C. LEVEL OF UNIT.
   ALL NEW VISIBLE BRICKWORK, INCLUDING BRICKWORK BELOW D.P.C. LEVEL AND ABOVE EXTERNAL GROUND LEVEL TO PERIMETER OF UNIT TO MATCH EXISTING HOUSE BRICKWORK (WHERE POSSIBLE).

D.P.C. & OVERSITE LEVEL OF BASE AT SAME LEVEL AS D.P.C OF HOUSE.

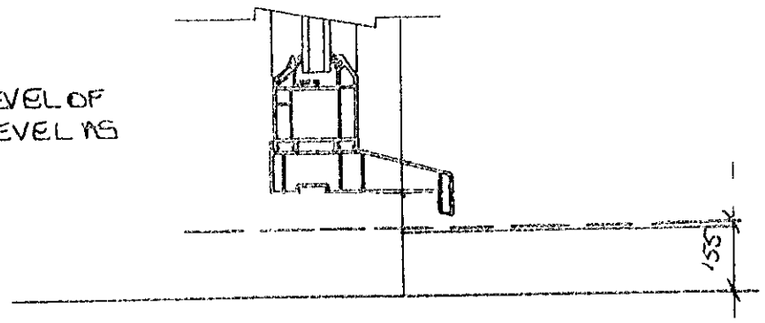

NOTE!
THIS LINE CANNOT ENCROACH OVER ANY NEIGHBOURING PROPERTY.

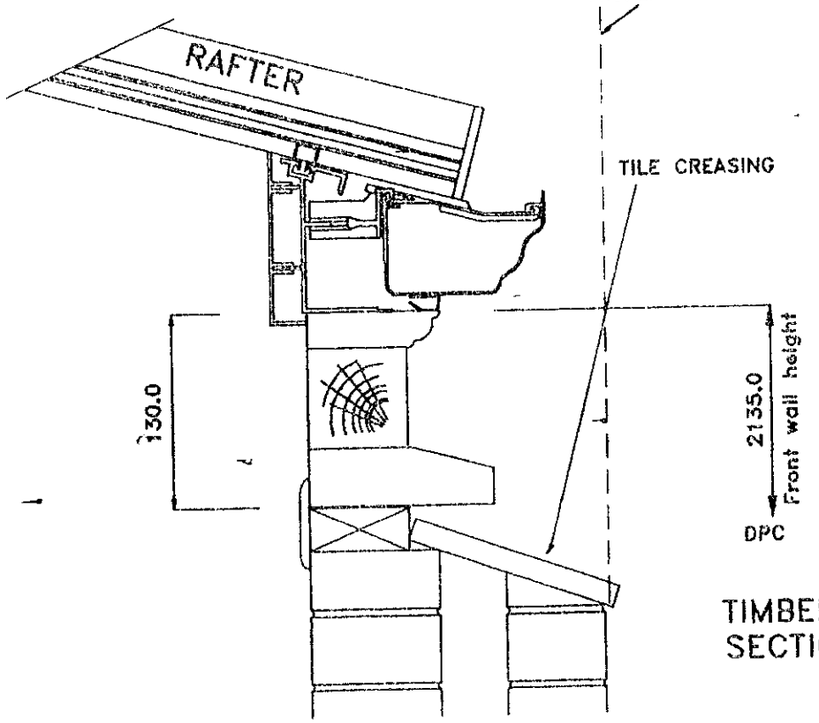

TIMBER -- FLANK WALL
SECTION EAVES DETAIL

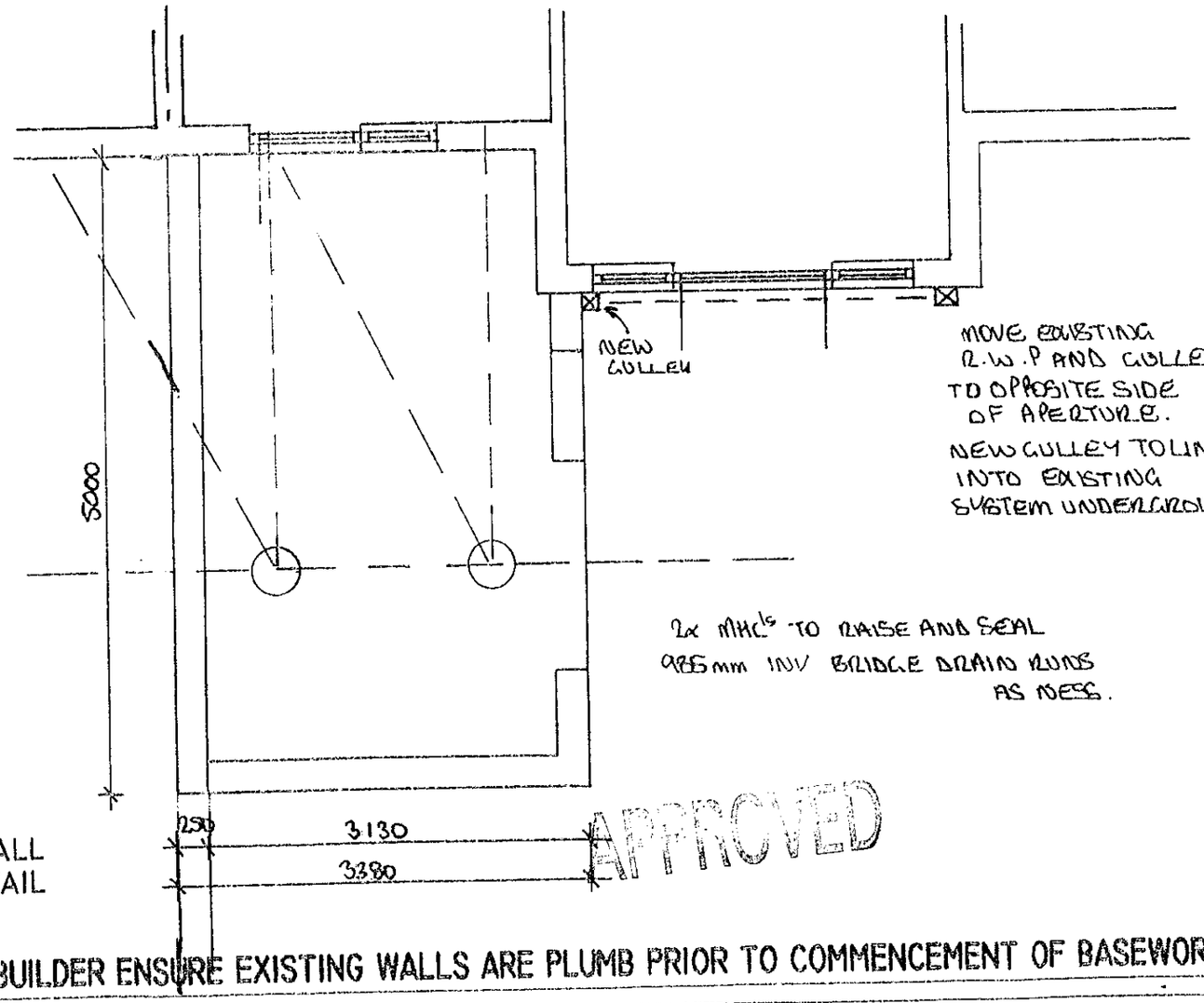

APPROVED

NOTE- BUILDER ENSURE EXISTING WALLS ARE PLUMB PRIOR TO COMMENCEMENT OF BASEWORKS.

Customers Signature	Date		Drawing No.	Unit Elevation.	Scale..	Drawn..
Ramage	8 may 2000		099-01683 A	BASE LAYOUT.	1:50	DPC
					Date.. 4-5-00	Surveyor. S.HORTON

PRODUCT CHECK SHEET.

CONSERVATORY ADMIN.

[✓] Where applicable

PRODUCT: WHITE KNIGHT [ ] DUAL KNIGHT [ ] CRUSADER [ ] EXCALIBUR [ ] GOLDEN OAK [ ] TIMBER [✓]

*** NOTE - ALL CRUSADER CONSERVATORIES ARE GLAZED EXTERNALLY.**

TIMBER COLOUR: NATURAL

ROOF COLOUR: GOLDEN OAK OUT/ GOLDEN OAK IN.

ROOF MATERIAL: POLYCARBONATE [ ] GLASS [✓] TIMBER [ ] GRP [ ]

ROOF MATERIAL COLOUR: BRONZE /SPEC. (GLASS) TOUGHENED / ANTI-SUN

ROOF VENT: YES [✓] NO [ ] QUANTITY: 2 MANUAL [✓] AUTOMATED [ ] RIDGEFLOW: YES [ ] NO [✓]

HANDLE COLOUR: SILVER [ ] WHITE [ ] GOLD [✓] TYPE: STRAIGHT [ ] CURVED [✓]

DENTIL MOULDING: YES [ ] NO [✓]

THRESHOLD: LOW [ ] HIGH [✓] WHEELCHAIR [ ]

SPECIAL GLASS TO FRAMES: N/A (If required)

OBSCURE GLAZING PATTERN: N/A (If required)

S.G.O.: YES [ ] NO [✓]

WINDOW BOARDS: YES [✓] NO [ ] Hardwood White Painted (IF NO, BRANCH ORDER AS DURABOARD)

EXTRA FRAMES: YES [ ] NO [✓] (IF YES, PLEASE SUPPLY INFORMATION)

EXTRA TIMBER: YES [ ] NO [✓] (IF YES, PLEASE SUPPLY TIMBER SHEET)

NUMBER OF DOWNPIPES: 1 POSITION: L/H [ ] R/H [✓] INTERMEDIATE [ ] (AS VIEWED FROM OUTSIDE).

SOAKAWAY REQUIRED YES [ ] NO [✓] Position Left/Right

R.W. LINK TO EXISTING SYSTEM YES [✓] NO [ ]

LOCAL COUNCIL [✓] HOUSING ASSOCIATION [ ] BUILDER [ ] OTHERS [ ]

ADDRESS - Wokingham District

BRANCH/SURVEY.

[✓] Where applicable

WINDOW BOARDS: WHITE [ ] MAHOGANY [ ] GOLDEN OAK [ ] LIGHT OAK [ ] TIMBER [✓] White Painted TILED [ ]

BRICK TYPE (IF KNOWN): To be identified

INTERNAL BASEWALL FINISH: BRICK [ ] PLASTER [✓]

SKIRTING BOARD: YES [✓] NO [ ] SPECIFY TYPE: Hardwood Timber

FLOOR FINISH: SCREED [ ] COSEYFLOOR [✓] OTHER (SPECIFY)

RETAINING HOOKS: SILVER [ ] BRASS [✓] NONE [ ] Friction stays preferred.

S.G.O. (SPECIFY & QUANTITY): None

HANDLE COLOUR: SILVER [ ] WHITE [ ] GOLD [✓] TYPE: STRAIGHT [ ] CURVED [✓]

SITE ACCESS (SPECIFY): Sidewalk

REMOVE SITE OBSTRUCTION (SPECIFY): No

MATURE TREES (SPECIFY): No

SKIP DETAIL: ROAD [ ] DRIVE [✓] COMMENTS: [illegible]

RAINWATER ACCESSORIES (SPECIFY): Connection [illegible]

PAVING (REINSTATE OR NEW, SPECIFY): None

ELECTRICS: [illegible] Door & power points [illegible] light points [illegible] Socket

PLUMBING: None (By others)

ANCILLARYS: Plaster [illegible] wall
Lace and Seal [illegible] Manhole covers

*** NOTE - IF WORK BY CUSTOMERS OWN CONTRACTOR PLEASE STATE "BY OTHERS"**

APPROVED

Customers Signature	Date	Drawing No.	Description	Scale	Drawn
[signature]	8 May 2000	099-01683 A	CHECK SHEET.	N/A	DPC
				Date: 4-5-00	Surveyor: S. HORTON

NOTES FOR CUSTOMER.

① IN ORDER TO KEEP ALL PRODUCTS IN LINE WITH RAFTERS ON RIGHT SIDE ELEVATION A BRICKWORK PIER. WILL BE REQUIRED.

② AS SHOWN ON PAGE 5 THE EXISTING ROOF ON THE LEFT WILL BE RAISED TO ACCOMODATE THE SPECIAL BOX GUTTER.

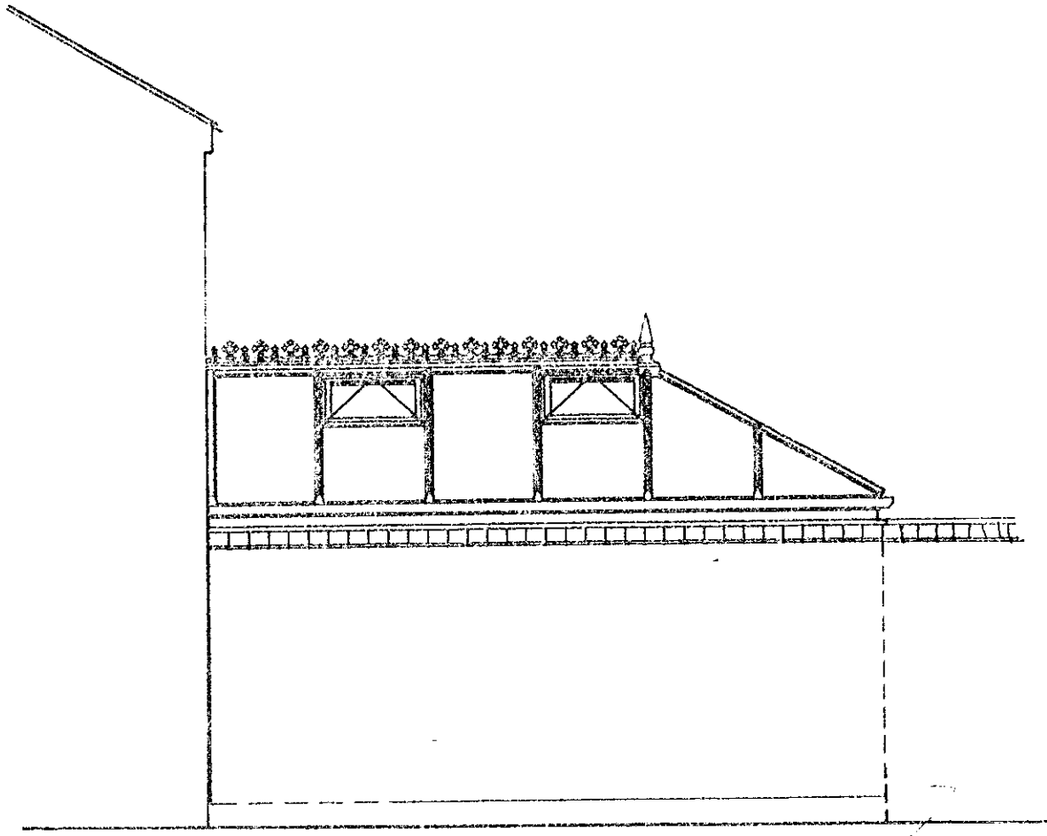

LEFT SIDE ELEVATION

EXTEND WALL TO BOUNDARY

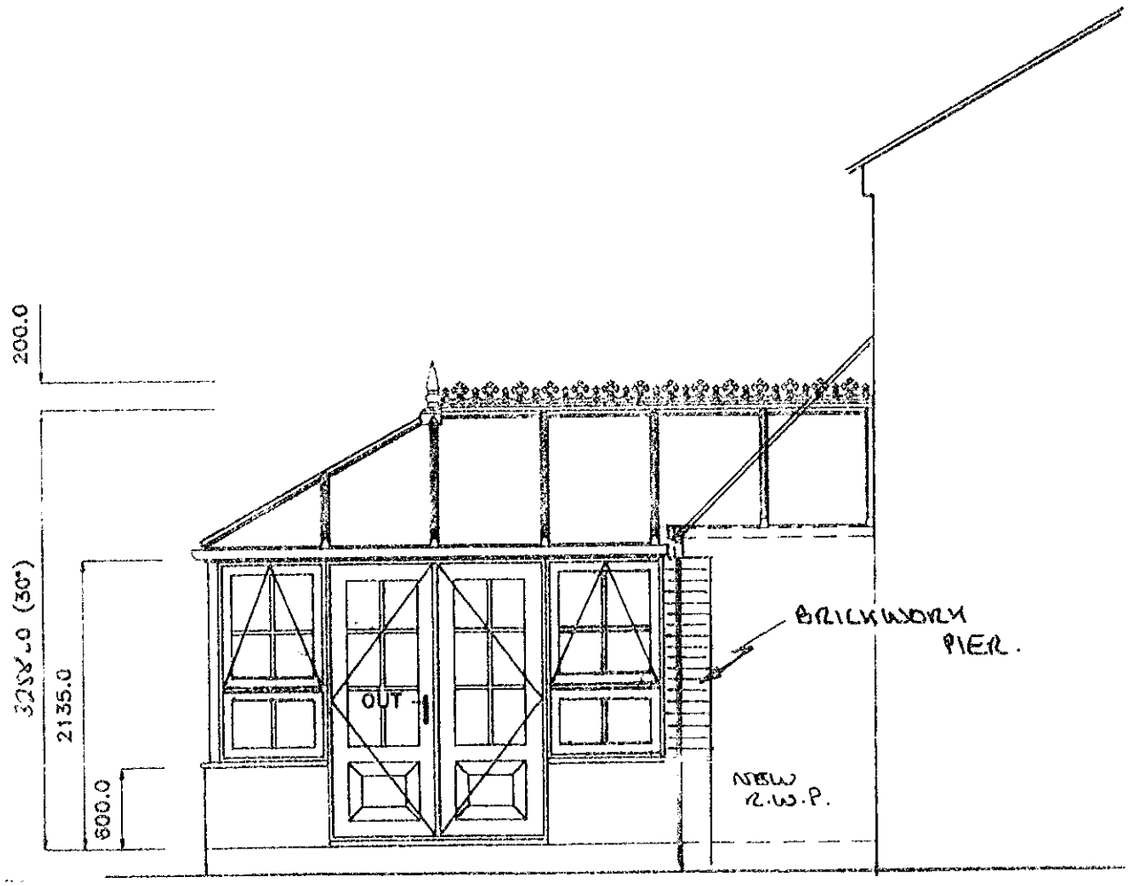

RIGHT SIDE ELEVATION.

APPROVED

Customers Signature	Date	Drawing No.	Property Ele...	Unit Elevation:	Scale..	Drawn..
Manager with window change	8 May 2000	099-01683 A		SIDE ELEVATIONS.	1:50	DPC
					Date.. 4-5-00	Surveyor.



SPECIFICATION:

1 No. DOUBLE DOOR WHERE SHOWN (OPEN OUT)
2 No. OPENING SASH VENTS WHERE SHOWN
TIMBER GEORGIAN BARS REQUIRED
2 No. ROOF VENTS WHERE SHOWN
600mm HIGH BASEWALL
ROOF PITCH @ 30°

APPROVED

[signature] with change to opening wheel	8 May 2000	099-01683A	REAR ELEVATION	FRONT ELEVATION.	Scale.. 1:50	Drawn.. DPC
					Date.. 4-5-00	Surveyor. S. HORTON

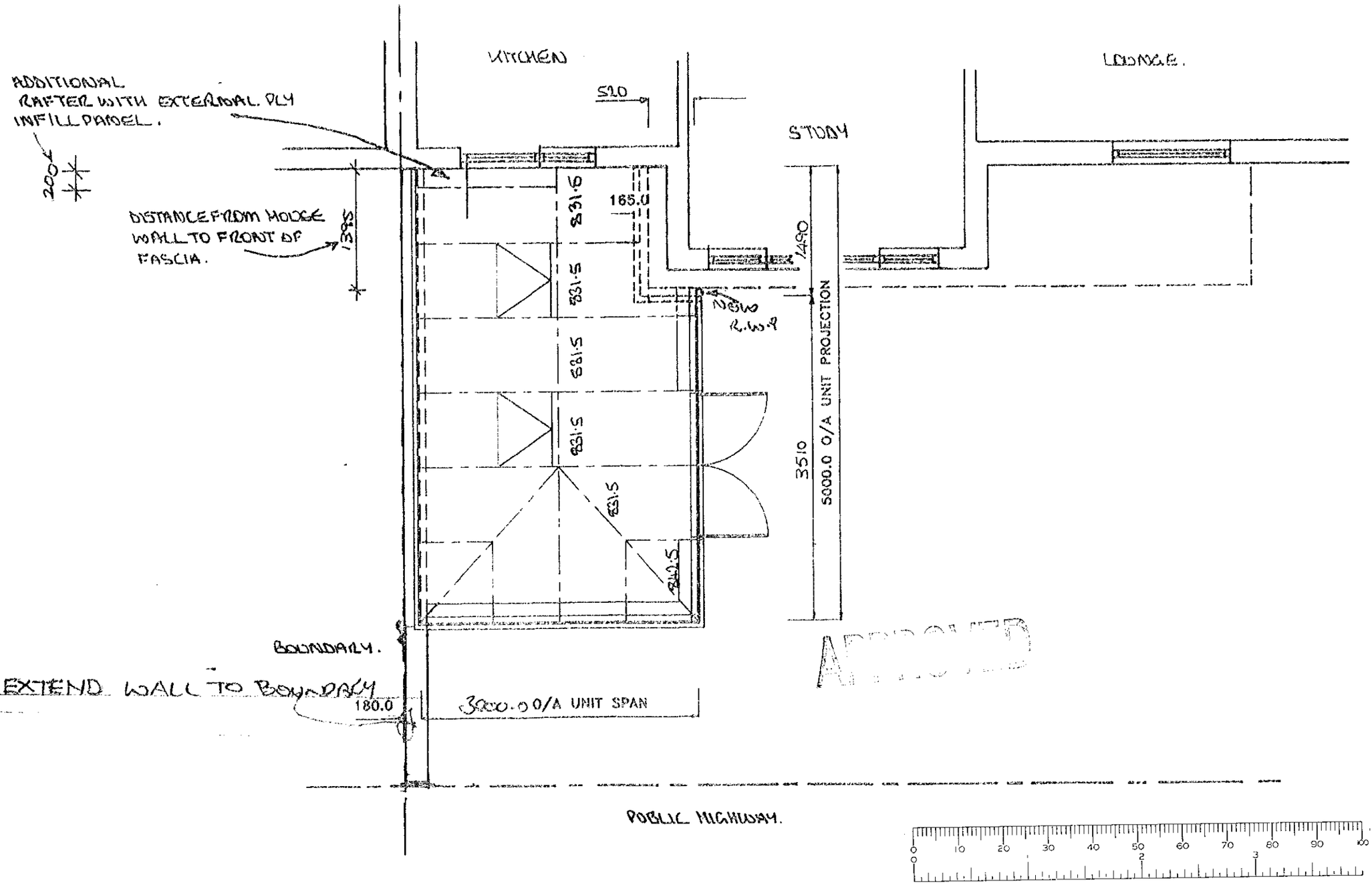

Customers Signature	Date	Drawing No.	Unit Elevation.	Scale..	Drawn..
Ranager with dimension changed to centre door with pergola	8 May 2000	099-01683 A	PLAN LAYOUT / ROOF DETAILS.	1:50	DPC
				Date.. 4-5-00	Surveyor. S. HORTON

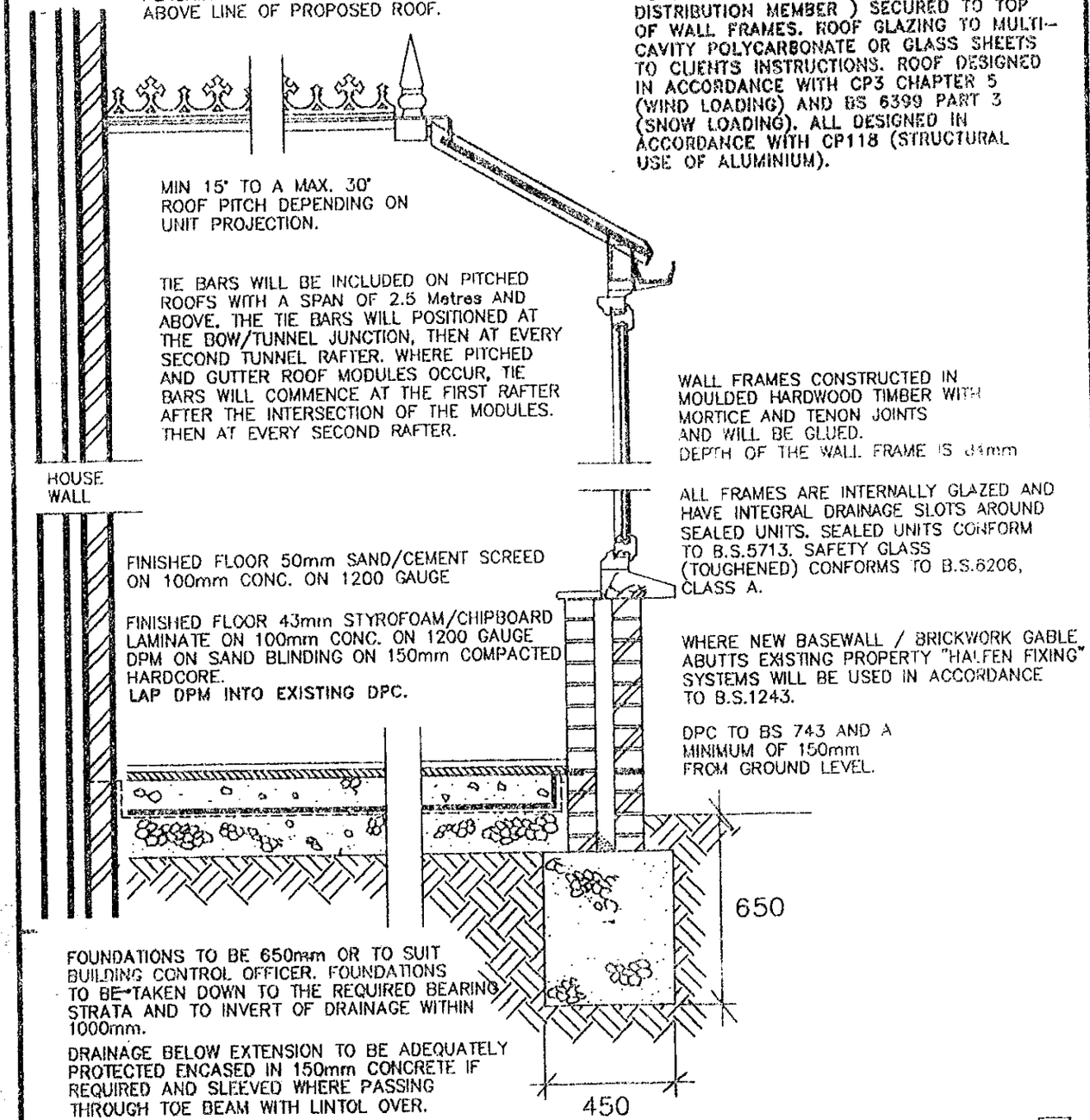

NOTE:- CONSERVATORIES WITH A PITCHED TRANSLUCENT ROOF, UNDER 30m² AREA, ARE NOT SUBJECT TO BUILDING REGULATIONS, PROVIDED IT IS BUILT AT GROUND LEVEL.

TYPICAL SECTION

DWG: S2NVTNEW REV: A

Anglian Home improvements

PROPOSED . Hardwood Timber Conservatory.
AT . . . . . 1, Garrick Mews,
Wargrave Hill,
Wargrave,
RG10 8JG.
FOR . . . . Mr & Mrs Kanagendra.

SURVEYOR: PLEASE CONFIRM THAT ALL THE ABOVE DETAILS ARE CORRECT. . YES ✓

DATE.	REVISIONS.	BY.
8/5/2000	Window removed from front facade + relocated	
8/5/2000	Additional Window + rock work to front panel created	
13/11/00	FLANK WALL EXTENDED AS ORIGINAL DRAWING	

DRAWING No. 099-01683 A

DRAWN BY.. DARREN CLAYTON

DATE 4-5-00

BRANCH NAME APPROVED

SURVEYOR.. S. NORTON

DATE 8/5/2000

The Company Surveyor has discussed the above survey with me and I agree to the designs and other details finalised during the Surveyor's visit and I understand that I must settle the account with the Installers upon completion.

Customers Signature ..... Date .....

Expected Installation Date Subject to Consents September

Comments on deferred installation .....

Method of payment Cash / Cheque

Code 01

Confirmed with customer as: Cash / Cheque

(Anglian does not accept final balance payment by credit card.)

APPROVAL REQUIRED ✓ Where applicable

PLANNING PERMISSION	YES ✓	NO ☐	RESTRICTIVE COVENANTS	YES ☐	NO ✓
BUILDING REGULATION	YES ☐	NO ✓	HOUSING ASSOC. CONSENT	YES ☐	NO ✓
LISTED BUILDING CONSENT	YES ☐	NO ✓	BUILDERS CONSENT	YES ☐	NO ✓
CONSERVATION AREA	YES ✓	NO ☐	LANDLORDS CONSENT	YES ☐	NO ✓