14.APR.2000* 1243

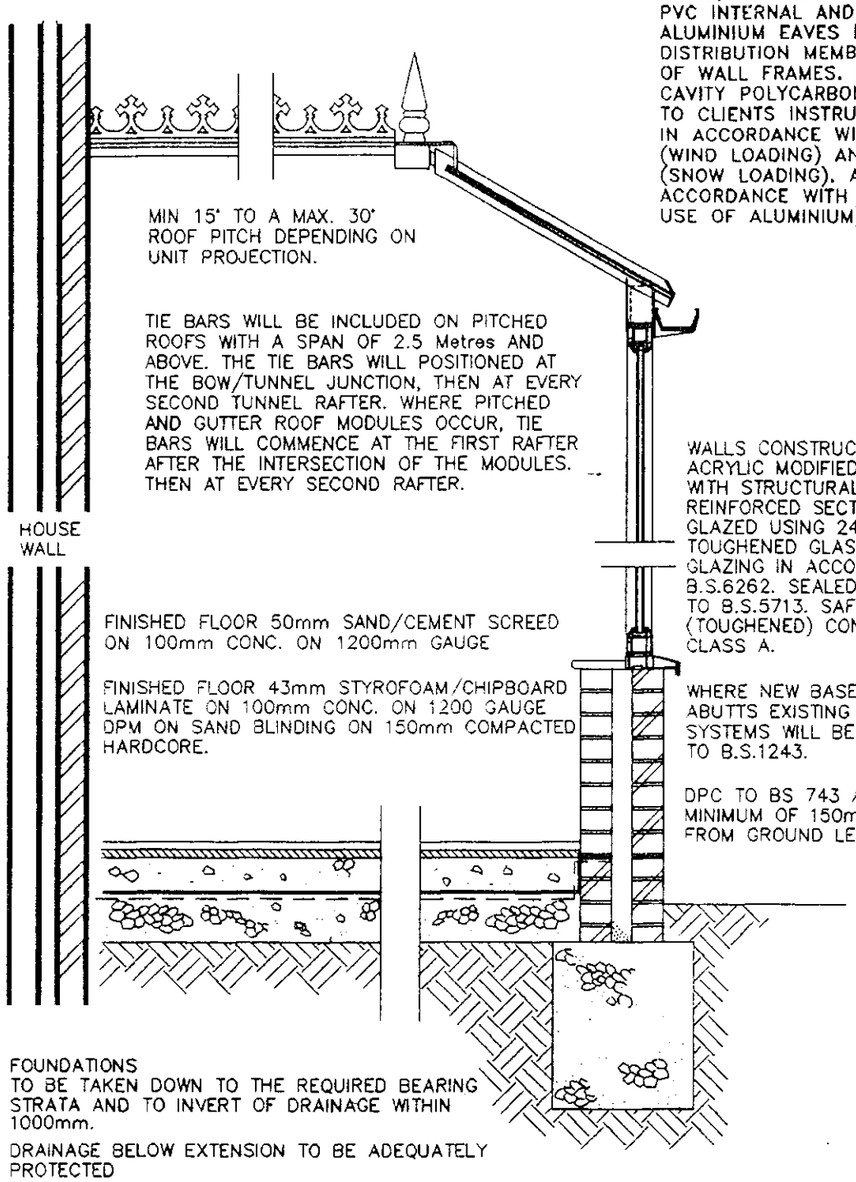

ROOF COMPRISES
STRUCTURAL ALUMINIUM, VENTILATED RIDGE, ALUMINIUM GLAZING BARS WITH PVC INTERNAL AND EXTERNAL CAPPINGS. ALUMINIUM EAVES BEAM (LOAD DISTRIBUTION MEMBER) SECURED TO TOP OF WALL FRAMES. ROOF GLAZING TO MULTI-CAVITY POLYCARBONATE OR GLASS SHEETS TO CLIENTS INSTRUCTIONS. ROOF DESIGNED IN ACCORDANCE WITH CP3 CHAPTER 5 (WIND LOADING) AND BS 6399 PART 3 (SNOW LOADING). ALL DESIGNED IN ACCORDANCE WITH CP118 (STRUCTURAL USE OF ALUMINIUM).

WALLS CONSTRUCTED IN ACRYLIC MODIFIED PVCu WITH STRUCTURAL ALUMINIUM REINFORCED SECTIONS AND GLAZED USING 24mm O/A TOUGHENED GLASS SEALED UNITS. GLAZING IN ACCORDANCE WITH B.S.6262. SEALED UNITS CONFORM TO B.S.5713. SAFETY GLASS (TOUGHENED) CONFORMS TO B.S.6206, CLASS A.

WHERE NEW BASEWALL / BRICKWORK GABLE ABUTTS EXISTING PROPERTY, FIXING SYSTEMS WILL BE USED IN ACCORDANCE TO B.S.1243.

DPC TO BS 743 AND A MINIMUM OF 150mm FROM GROUND LEVEL.

NOTE:– CONSERVATORIES WITH A PITCHED TRANSLUCENT ROOF, UNDER 30m² AREA, ARE NOT SUBJECT TO BUILDING REGULATIONS, PROVIDED IT IS BUILT AT GROUND LEVEL.

TYPICAL SECTION

NOTE:
This cross sectional drawing is shown as a "Typical Example" And is intended for information purposes only. Site Conditions and sub-soil bearing strata will dictate final Design.

DWG: SHT2NVBW REV: E

Anglian Home improvements

PROPOSED . PVCu CONSERVATORY.
AT . . . . . 137 EAST PARK FARM DRIVE,
CHARVIL,
BERKS,
RG10 9UQ, 9UQ
FOR . . . . MR & MRS THOMPSON.

SURVEYOR: PLEASE CONFIRM THAT ALL THE ABOVE DETAILS ARE CORRECT. . YES ☑

DATE.	REVISIONS.	BY.
	70mm C/P. PARKER L/H SIDE FRAME ONLY.	
	RE R.W.P. "K" GLASS IN ROOF. VOO	R.
	MASTER DOOR / F. DOORS CHANGED.	R

DRAWING No. 099/01170	DRAWN BY.. GREIG MORRIS	DATE 27/3/2000
BRANCH NAME	SURVEYOR.. PETER LOVETT	DATE 4.4.00

The Company Surveyor has discussed the above survey with me and I agree to the designs and other details finalised during the Surveyor's visit and I understand that I must settle the account with the Installers upon completion. (Financed)

Customers Signature [signature] Date 04/04/00

Expected Installation Date: AUGUST 2000 ASAP.

Comments on deferred installation: YES

Method of payment: FIN

Code: 30

Confirmed with customer as: YES
(Anglian does not accept final balance payment by credit card.)

APPROVAL REQUIRED ☑ Where applicable

PLANNING PERMISSION	YES ☑	NO ☐	RESTRICTIVE COVENANTS	YES ☐	NO ☑
BUILDING REGULATION	YES ☐	NO ☑	HOUSING ASSOC. CONSENT	YES ☐	NO ☑
LISTED BUILDING CONSENT	YES ☐	NO ☑	BUILDERS CONSENT (C. CHURCH)	YES ☑	NO ☐
CONSERVATION AREA	YES ☐	NO ☑	LANDLORDS CONSENT	YES ☐	NO ☑

NOTE FOR BUILDER

CAUTION

UNDERGROUND ELECTRIC CABLE NEXT NEW GULLEY.

FEED TO GARAGE

INSTALL B/TRAP GULLEY CONNECT TO EXISTING DRAINAGE UNDER-GROUND

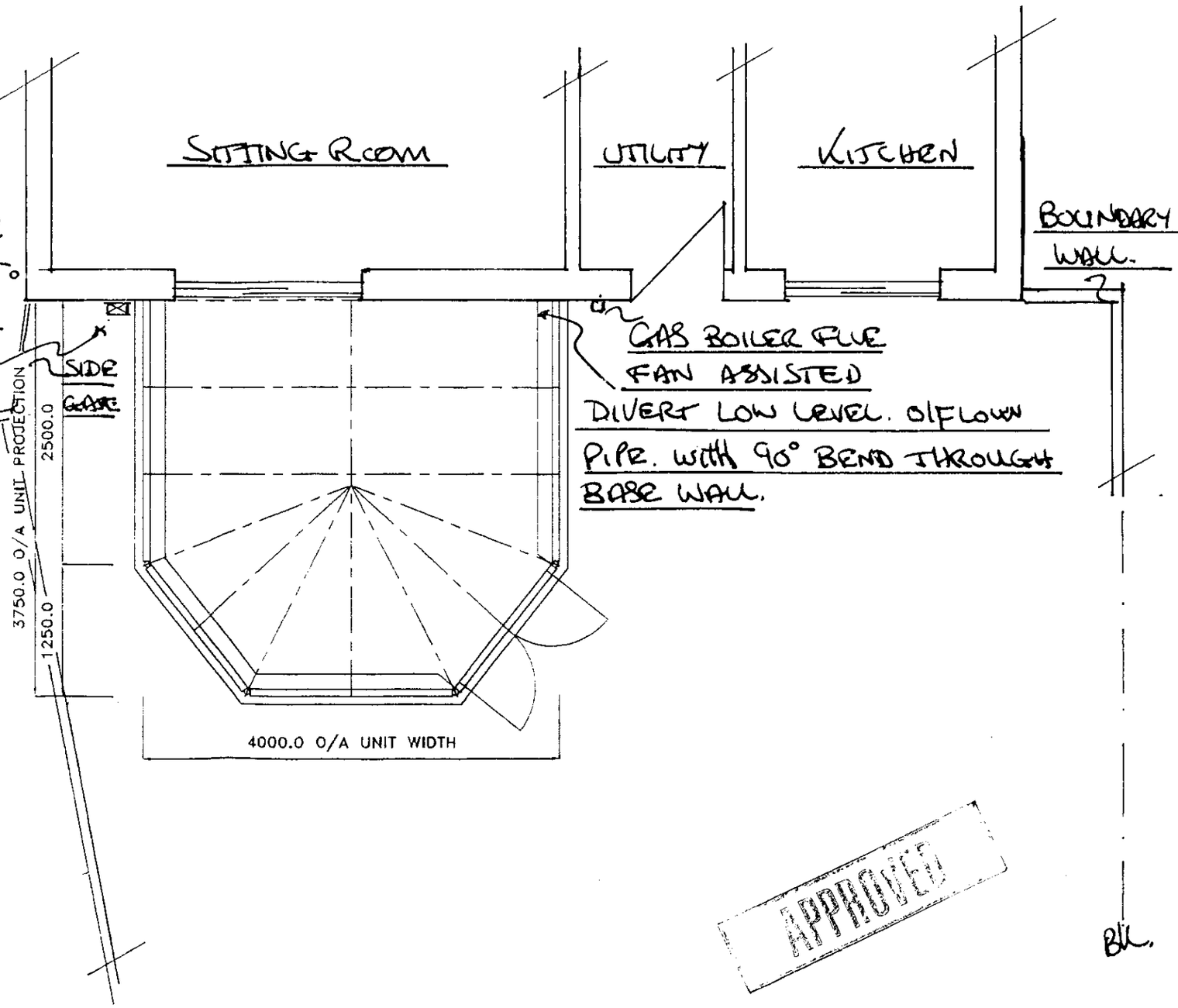

DOUBLE GARAGE

BL.

APPROVED

BL.

Customers Signature	Date	Drawing No.	Unit Elevation.	Scale..	Drawn..
	04/04/00	099/01170	PLAN LAYOUT / ROOF DETAILS.	1:50	GSM
				Date.. 27/3/2000	Surveyor. P.LOVETT

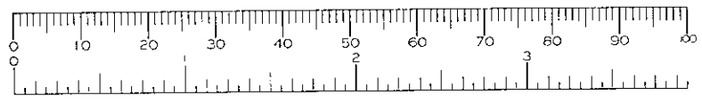

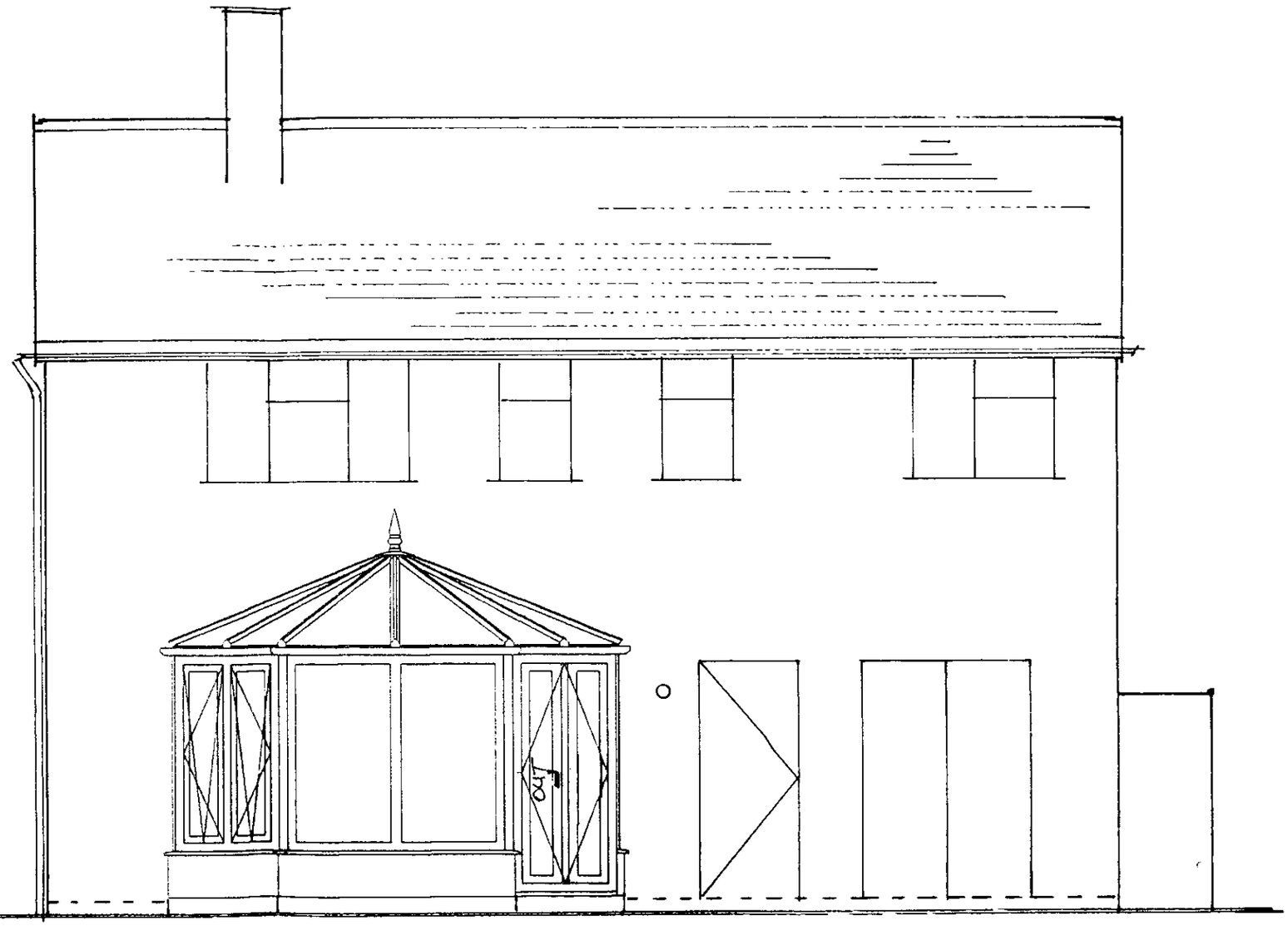

NOTE
DOUBLE GARAGE
NOT SHOWEN

SPECIFICATION:

1 NO. DOUBLE DOOR WHERE SHOWN (OPEN OUT)
4 NO. TILT & TURN VENTS WHERE SHOWN
375mm BASE WALL
20° ROOF PITCH

APPROVED

Customers Signature	Date	Drawing No.	Property Elevation:	Unit Elevation:	Scale..	Drawn..
	04/04/00	099/01170	REAR	FRONT ELEVATION.	1:50	GSM
					Date.. 27/3/2000	Surveyor. P. LOVETT



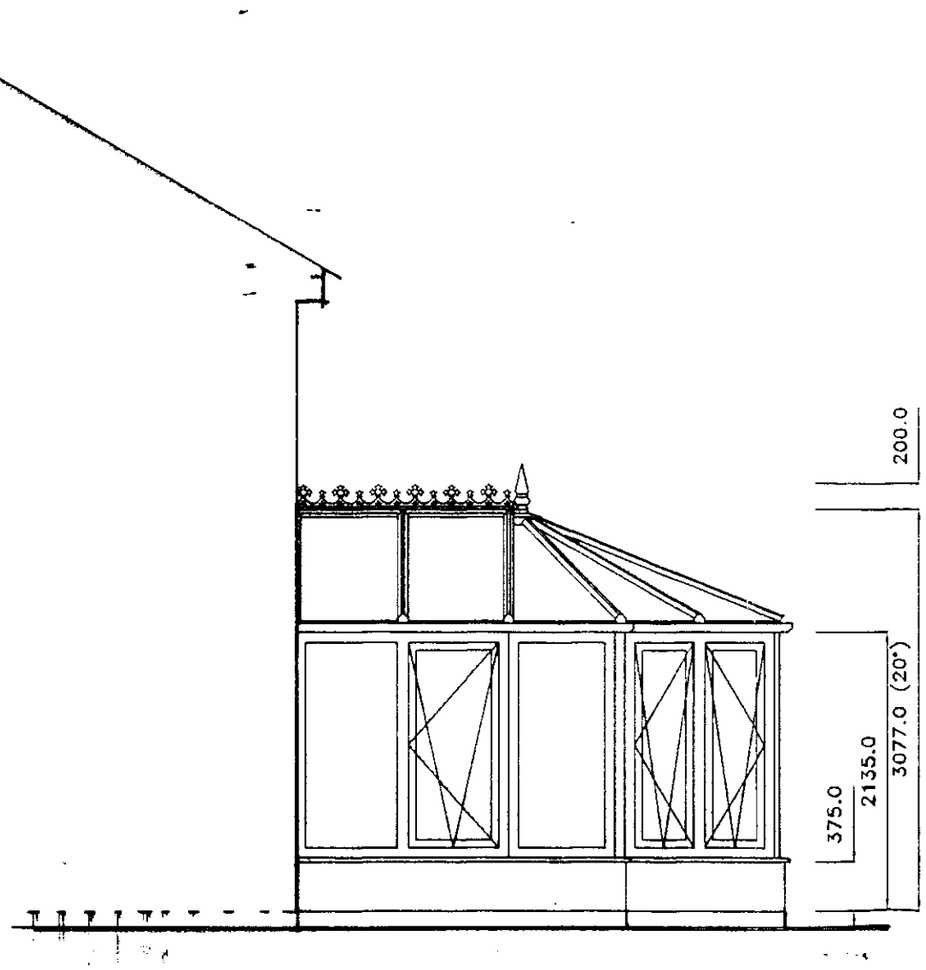

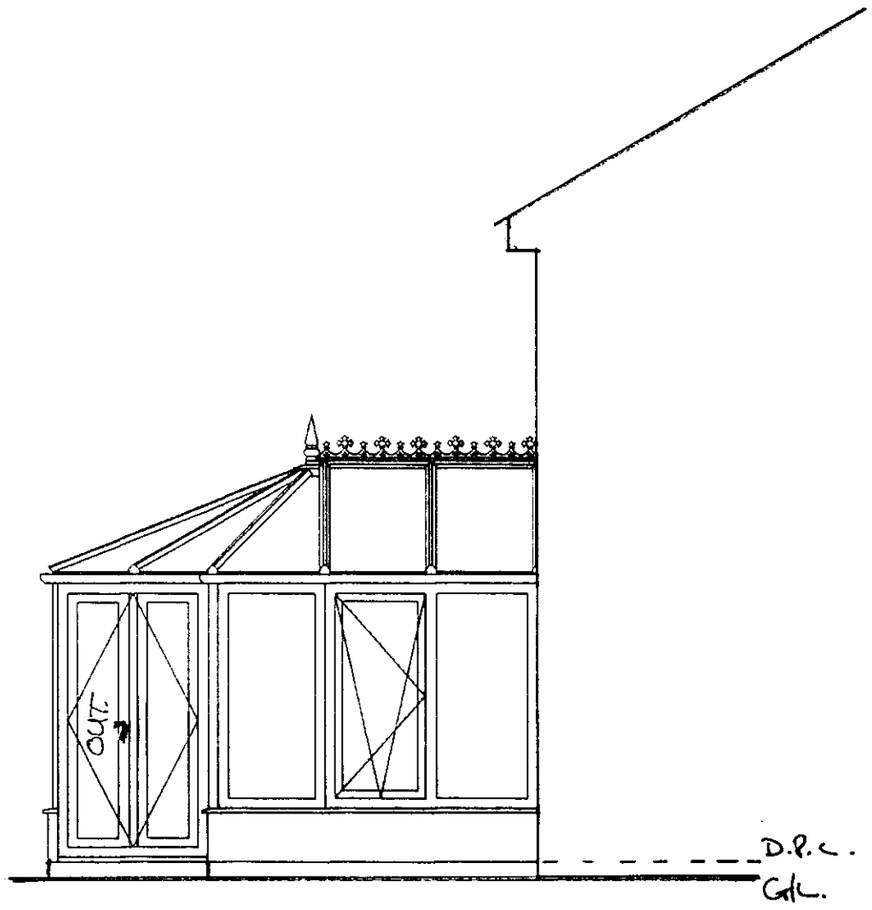

APPROVED

Customers Signature	Date	Drawing No.	Property Elevation:	Unit Elevation:	Scale..	Drawn..
Peter V. Thompson	04/04/00	099/01170	REAR	SIDE ELEVATIONS.	1:50	GSM
					Date.. 27/3/2000	Surveyor. P. LOVETT

PRODUCT CHECK SHEET.

CONSERVATORY ADMIN.

☑ Where applicable

PRODUCT: WHITE KNIGHT ☑ DUAL KNIGHT ☐ CRUSADER ☐ EXCALIBUR ☐ GOLDEN OAK ☐ TIMBER ☐

** NOTE - ALL CRUSADER CONSERVATORIES ARE GLAZED EXTERNALLY.*

EXCALIBUR COLOUR: N/A OUT/WHITE IN.

ROOF COLOUR: WHITE OUT/ WHITE IN.

ROOF MATERIAL: POLYCARBONATE ☐ GLASS ☑ TIMBER ☐ GRP ☐

ROOF MATERIAL COLOUR: CLEAR /SPEC. (GLASS) TOUGHENED "K"

ROOF VENT: YES ☐ NO ☑ QUANTITY: N/A MANUAL ☐ AUTOMATED ☐ RIDGEFLOW: YES ☐ NO ☑

HANDLE COLOUR: SILVER ☐ WHITE ☐ GOLD ☑ TYPE: STRAIGHT ☑ CURVED ☐

DENTIL MOULDING: YES ☐ NO ☑

THRESHOLD: LOW ☐ HIGH ☑ WHEELCHAIR ☐

SPECIAL GLASS TO FRAMES: PILKINGTON 'K' (If required)

OBSCURE GLAZING PATTERN: N/A (If required)

S.G.O.: YES ☐ NO ☑

WINDOW BOARDS: YES ☐ NO ☑ "WHITE" (IF NO, BRANCH ORDER AS DURABOARD)

EXTRA FRAMES: YES ☐ NO ☑ (IF YES, PLEASE SUPPLY INFORMATION)

EXTRA TIMBER: YES ☐ NO ☑ (IF YES, PLEASE SUPPLY TIMBER SHEET)

NUMBER OF DOWNPIPES: ONE POSITION: L/H ☑ R/H ☐ INTERMEDIATE ☐ (AS VIEWED FROM OUTSIDE).

SOAKAWAY REQUIRED YES ☐ NO ☑ Position Left/Right

R.W. LINK TO EXISTING SYSTEM YES ☑ NO ☐

LOCAL COUNCIL ☑ HOUSING ASSOCIATION ☐ BUILDER ☑ OTHERS ☐

ADDRESS - WOKINGHAM D.C.
CIVIC OFFICES DEVELOPMENT CONTROL
SHUTE END PO BOX 157
WOKINGHAM RG40 1WN
RG40 1BN

BRANCH/SURVEY.

☑ Where applicable

WINDOW BOARDS: WHITE ☑ MAHOGANY ☐ GOLDEN OAK ☐ LIGHT OAK ☐ TIMBER ☐ TILED ☐

BRICK TYPE (IF KNOWN): MATCH BY BRANCH.

INTERNAL BASEWALL FINISH: BRICK ☐ PLASTER ☑

SKIRTING BOARD: YES ☑ NO ☐ SPECIFY TYPE: TIMBER

FLOOR FINISH: SCREED ☐ COSEYFLOOR ☑ OTHER (SPECIFY) VENEER from

RETAINING HOOKS: SILVER ☐ BRASS ☑ NONE ☐

S.G.O. (SPECIFY & QUANTITY): NO.

HANDLE COLOUR: SILVER ☐ WHITE ☐ GOLD ☑ TYPE: STRAIGHT ☑ CURVED ☐

SITE ACCESS (SPECIFY): OK.

REMOVE SITE OBSTRUCTION (SPECIFY): NO

MATURE TREES (SPECIFY): NO

SKIP DETAIL: ROAD ☐ DRIVE ☑ COMMENTS:

RAINWATER ACCESSORIES (SPECIFY): NA

PAVING (REINSTATE OR NEW, SPECIFY): SEE S.O.W.

ELECTRICS: 2x DS 2x WC

PLUMBING: NO

ANCILLARYS: NO

** NOTE - IF WORK BY CUSTOMERS OWN CONTRACTOR PLEASE STATE "BY OTHERS"*

Customers Signature	Date		Drawing No.	Description	Scale..	Drawn..
Peter Thompson	04/04/00		099/01170	CHECK SHEET.	N/A	GSM
					Date.. 27/3/2000	Surveyor. R Lovett

DWG: ENGNTBW	REV: C

SURVEYORS BASE PLAN

(TO ACCOMPANY ACTUAL BASE PLAN PROVIDED BY CONSERVATORY ADMIN.)

NOTES

1. ALL DIMENSIONS IN MILLIMETRES AND TO BE CHECKED ON SITE PRIOR TO COMMENCEMENT OF WORK.
2. ONLY FIGURED DIMENSIONS TO BE TAKEN FROM THIS DRAWING.
3. DO NOT SCALE OFF DRAWING.
4. ANY EXISTING BRICK VENTS TO BE DUCTED THROUGH PROPOSED BASE.
5. GROUND LEVEL TO BE LOWERED LOCALLY TO GIVE REQUIRED CLEARANCE FOR D.P.C.
6. SURFACE WATER TO BE DISCHARGED VIA NEW 68 DIA. RAINWATER DOWN PIPE AND SHOED INTO GRATING OVER GULLEY AND INTO 100 DIA. UPVC DRAIN BEDDING ON PEA-SHINGLE TO FALL 1:40 min INTO NEW SOAKAWAY 5.0 m. MIN. AWAY FROM BUILDINGS, TO BE FILLED WITH HARDCORE, AGGREGATE AND PEA GRAVEL.
7. BUILD NEW 375 mm (5 COURSE) BASE WALL ABOVE D.P.C LEVEL OF UNIT. BASE WALL TO BE CONSTRUCTED IN 100 MM THICK BLOCKWORK/BRICKWORK INTERNALLY, 50 MM THICK CAVITY FILLED WITH FIBREGLASS INSULATION BATS, 100 MM THICK BRICKWORK EXTERNALLY, AND TO INCORPORATE D.P.C MIN 150 MM ABOVE GROUND LEVEL AND TO INCLUDE "BUTTERFLY" GALVANISED WIRE TYPE WALL TIES STAGGERED 900 MMM HORIZONTALLY, 450 MM VERTICALLY AND TO BE DOUBLED UP AROUND CORNERS AND REVEALS. CLOSE INTERNAL SKIN AT JAMBS AGAINST 150 MM WIDE D.P.C CAVITY BELOW GROUND LEVEL TO BE FILLED WITH LEAN MIX CONCRETE TO WITHIN 150 MM OF D.P.C. LEVEL OF UNIT. ALL NEW VISIBLE BRICKWORK, INCLUDING BRICKWORK BELOW D.P.C. LEVEL AND ABOVE EXTERNAL GROUND LEVEL TO PERIMETER OF UNIT TO MATCH EXISTING HOUSE BRICKWORK (WHERE POSSIBLE).

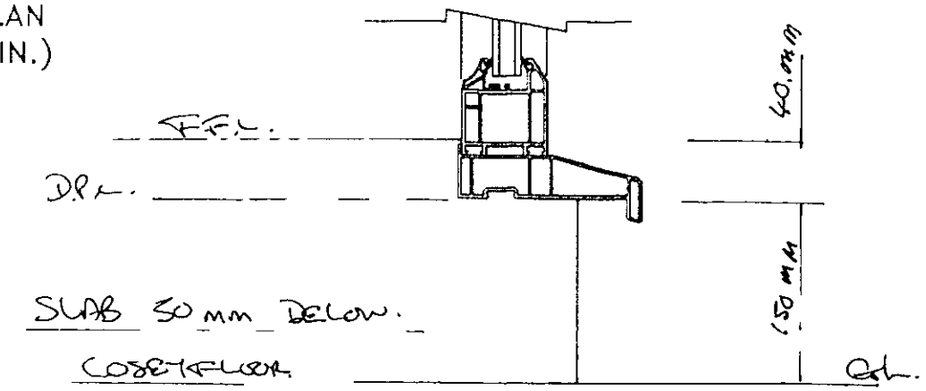

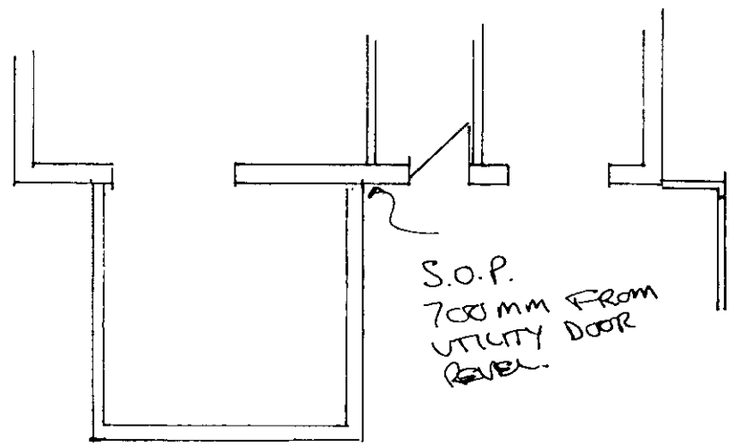

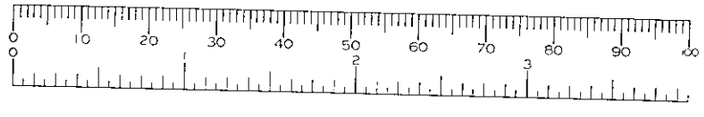

NOTE- BUILDER ENSURE EXISTING WALLS ARE PLUMB PRIOR TO COMMENCEMENT OF BASEWORKS.

Customers Signature	Date		Drawing No.	Unit Elevation.	Scale..	Drawn..
.....	.....		099/01170	BASE LAYOUT.	1:50	GSM
					Date.. 27/3/2000	Surveyor. P. LOVETT.