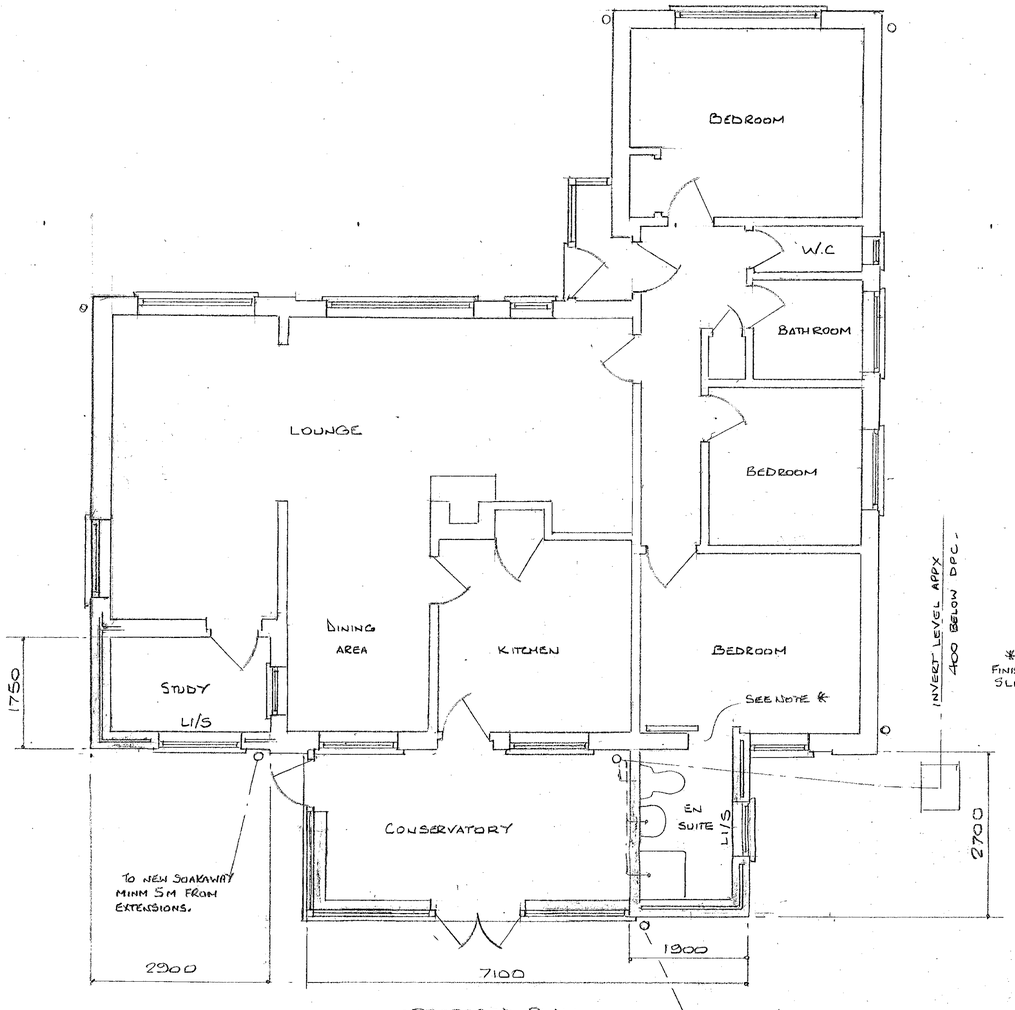

- PROPOSED PLAN -

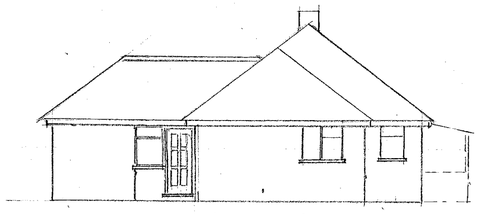

- EXISTING SIDE (SOUTH) ELEVATION -

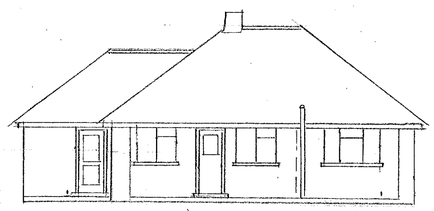

- EXISTING REAR ELEVATION -

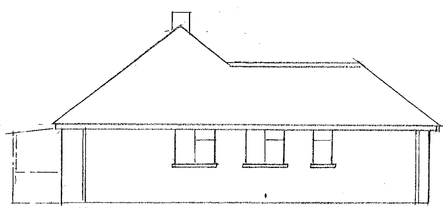

- EXISTING SIDE (NORTH) ELEVATION -



- PROPOSED SIDE (SOUTH) ELEVATION -

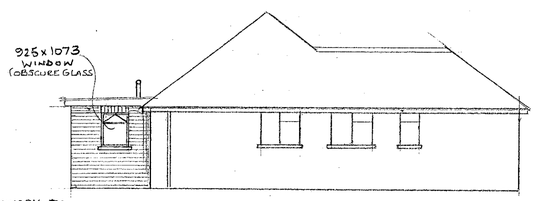

- PROPOSED SIDE (NORTH) ELEVATION -

* NOTE:- EXISTING WINDOW REMOVED FINISH MADE GOOD, NEW 650 OPENING WITH SLIDING DOOR.

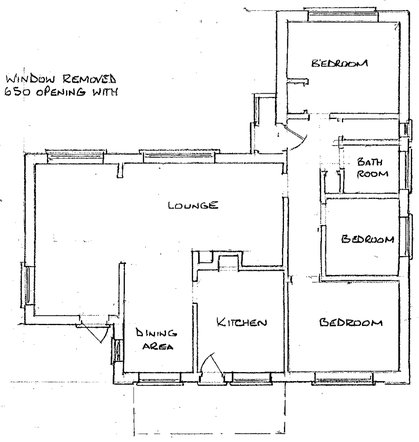

- EXISTING PLAN -

SPECIFICATION:-

WALLS:- 285 mm BRICK CAVITY WALL; MATCHING FACING BRICKS OUTSIDE 100 mm THERMALITE (OR EQUIV) INSIDE. 50 mm CAVITY. 50mm ROCKWOOL CAVITY INSULATION BATTS. GALVD STEEL WIRE WALL TIES 450 mm VERTICAL 900 mm HORIZONTAL SPACING. ALL NEW VERTICAL AND HORIZONTAL CAVITY CLOSURES COVERED WITH 'DANCOR' (OR EQUIV) COMBINED DPC AND THERMAL BREAK. 1.G. GALVD STEEL INSULATED LINTELS; MINM 150mm BEARING EACH END. WALL DPC (MARLEY AQUAGARD (OR EQUIV) MINM 150 mm ABOVE GROUND LEVEL. 18 mm LIGHTWEIGHT PLASTER INTERNAL FINISH
'U' VALUE BETTER THAN 0.25

FOUNDATIONS:- 600 x 250 mm CONCRETE STRIP FOUNDATIONS; DEPTH TO SUIT SUBSOIL CONDITIONS BUT NOT LESS THAN 1 METRE. DRAINAGE PROTECTED BY RC LINTELS WHERE PASSING THROUGH FOOTINGS.

FLOOR:- 65mm FLOOR FINISH AND SCREED ON 150 mm OVERSITE CONCRETE. 3 COATS SYNTHAPRUFE DPM ON OVERSITE AND LAPPED WITH WALL DPC. MINM A142 ANTI-CRACK REINFORCING MESH IN OVERSITE. CELOTEX (OR EQUIV) DOUBLE 'R' RIGID UNDERFLOOR INSULATION TYPE RF1/30 mm; VAPOUR CHECK MEMBRANE OVER INSULATION; 150 mm CLEAN COMPACTED HARDCORE BLINDED WITH SAND. 'U' VALUE BETTER THAN 0.45.

WINDOWS:- ALL NEW WINDOWS TO BE DOUBLE GLAZED AND FITTED WITH TRICKLE VENTILATORS MINM 8000 mm² OPENING AREA
NOTE:- GLAZING TO CONSERVATORY WINDOWS AND DOORS (EXCEPT TO OPENINGS) TO BE MINM 6.4 mm LAMINATED SAFETY GLASS TO BE DOCUMENT PART 'N'

DRAINAGE:- W.C CONNECTED WITH 100 mm PLASTIC PIPE TO EXISTING STACK/VENT PIPE. 38 mm UPVC WASTE FROM SINK AND SHOWER BOTH FITTED WITH 75 mm WATER TRAPS; CONNECTION TO STACK NOT LESS THAN 200 mm BELOW W.C. CONNECTION.

EXTRACTION:- EN SUITE TO BE FITTED WITH MECHANICAL EXTRACTION FAN CAPABLE OF EXTRACTING AT A RATE OF 15 LITRES/SEC

ROOF:- 122 x 50 mm TIMBER JOISTS @ 400 CRS; 100 x 50 TIMBER WALL PLATES FIXED TO INNER WALL WITH GALVD STEEL ANCHOR TIES AT MAX'M 1800 CRS, FIRRING PIECES TO GIVE MINM 1:60 FALL 18mm MARINE PLYWOOD CLADDING; ROOFSEAL ROOFMAX PLUS 80 mm INSULATION BONDED TO VAPOUR CONTROL MEMBRANE; WHICH IS BONDED TO CLADDING. 3 LAYERS BITUMINOUS ROOFING FELT, GRANITE (2mm) CHIPPINGS ON BITUMINOUS COMPOUND. 12 mm PLASTERBOARD WITH PLASTER SKIM. 'U' VALUE BETTER THAN 0.35

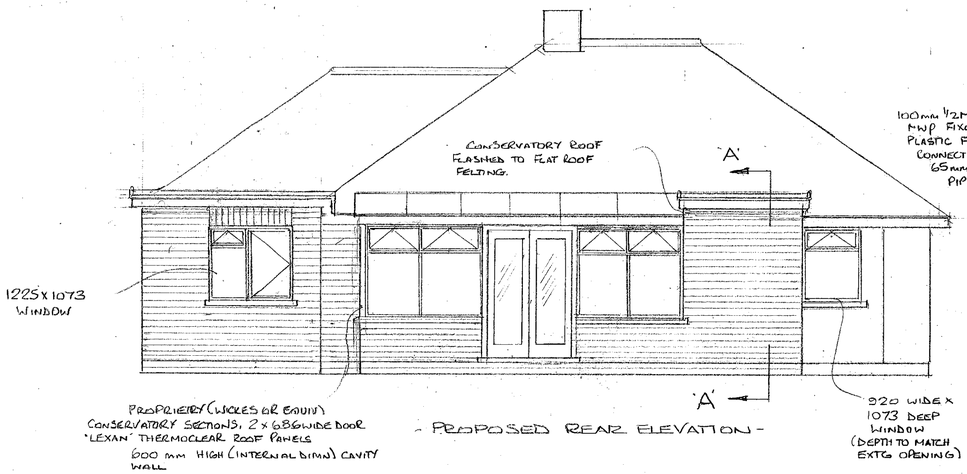

- PROPOSED REAR ELEVATION -

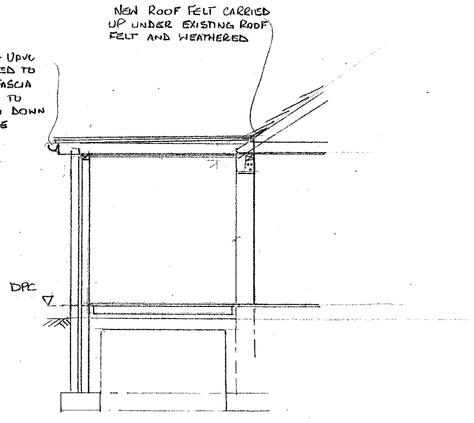

- SECTION 'A-A' - (SIMILAR CONSTN THRO' STUDY EXTN)

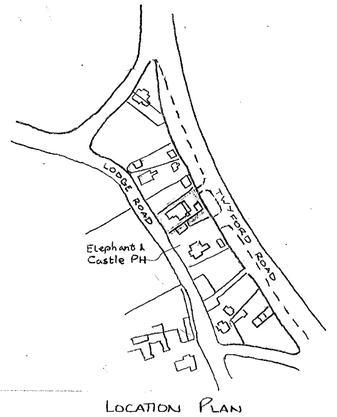

LOCATION PLAN
SCALE 1:2500

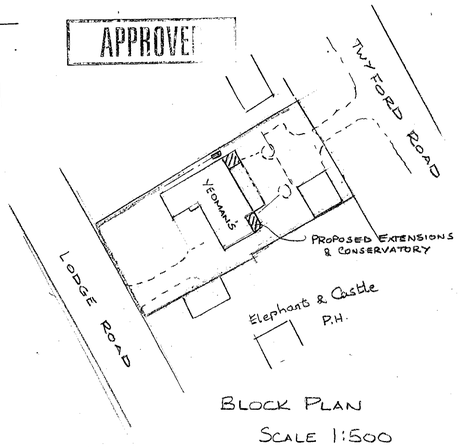

BLOCK PLAN
SCALE 1:500

PROPOSED SINGLE STOREY EXTENSIONS & CONSERVATORY
for Mr J. PHILLIPS,
"YEOMANS"
LODGE ROAD.
WHISTLEY GREEN
HURST

SCALE 1:50, 1:100

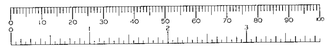

CD NB/00. 69