THIS DRAWING TO BE READ IN CONJUNCTION WITH THE FOLLOWING DRAWING Nos.

1. 30/BRK7036/02

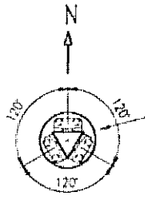

SECTIONAL PLAN ON 'A-A'

(SEE DETAIL ACROSS FOR LOCATION)

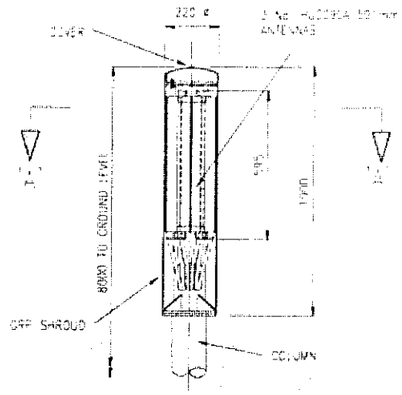

SECTIONAL ELEVATION

SHROUD / ANTENNA DETAIL

SCALE :- 1:25

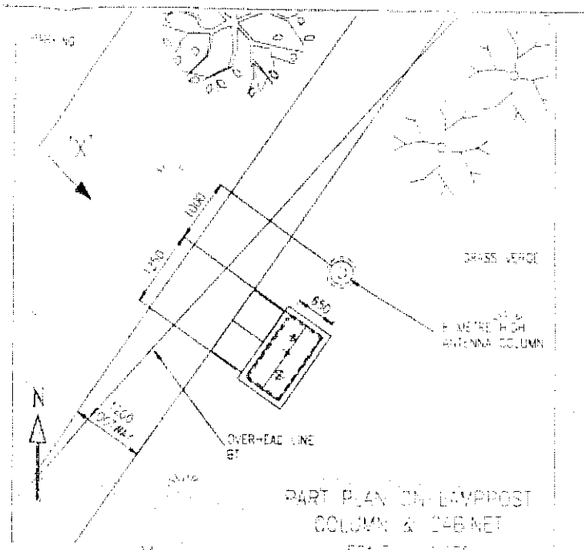

PART PLAN ON LAMPPOST COLUMN & CABINET

SCALE :- 1:50

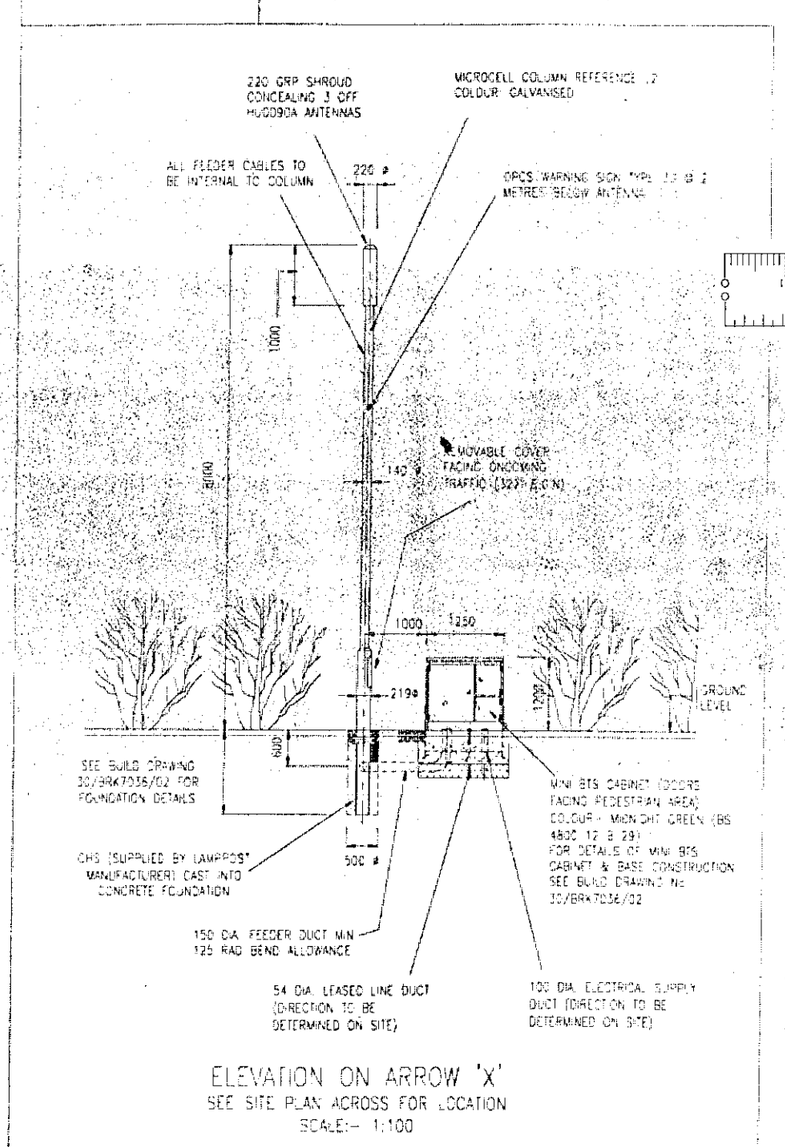

ELEVATION ON ARROW 'X'

SEE SITE PLAN ACROSS FOR LOCATION

SCALE:- 1:100

0 10 20 30 40 50 60 70 80 90 100

1 2 3

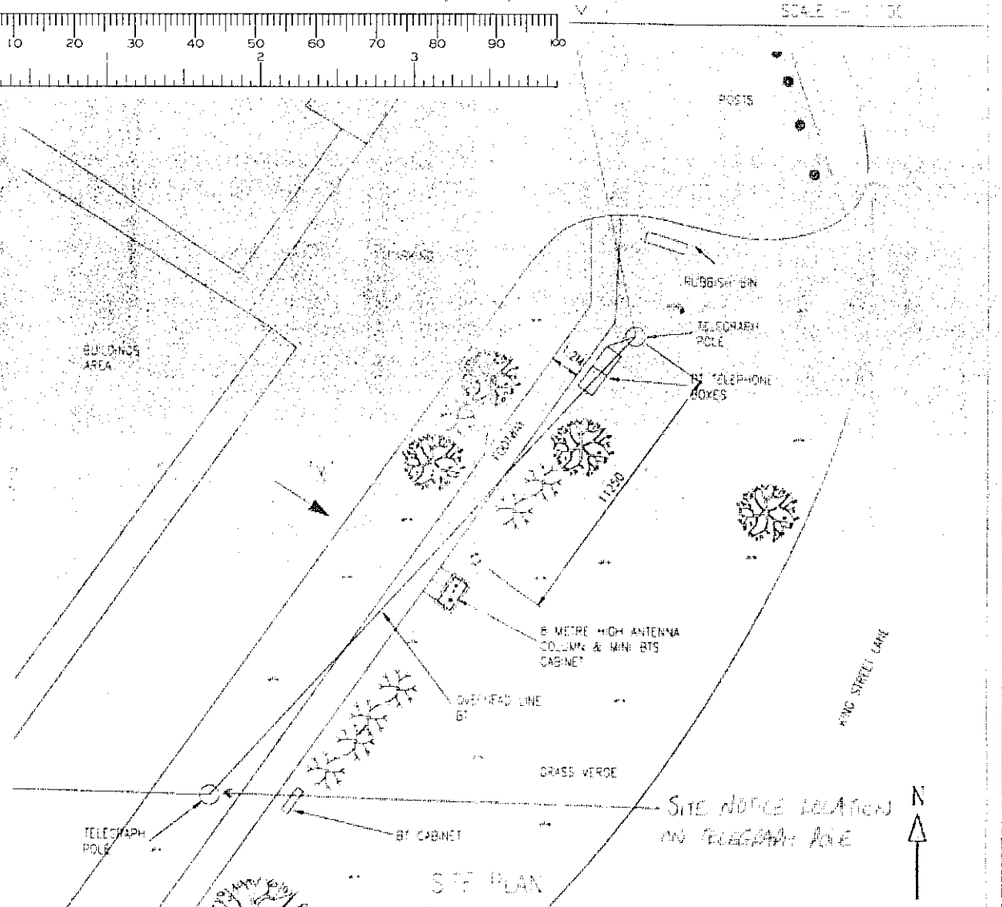

SITE PLAN

SCALE :- 1:250

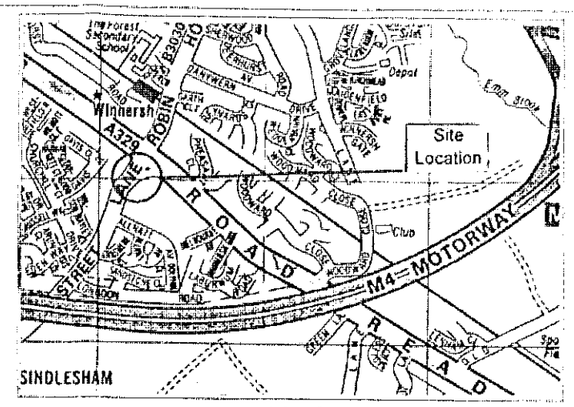

LOCATION PLAN

National Grid Reference E 478103 N 170936

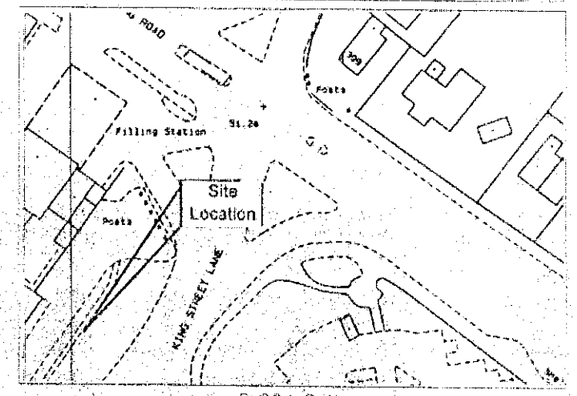

BLOCK PLAN

1:1250

UTILITIES KEY

UTILITY TYPE	CONTACT NAME	TEL No	SURVEY REPORT REF No
ELECTRICITY	SOUTHERN ELECTRIC	01189 455500	25/10/99
GAS	TRANSCO	02380 268268	28/10/99
WATER	THAMES WATER	0645 200 800	9/11/99
SEWER	THAMES WATER	0645 200 800	9/11/99
BT	B.T.	DIAL 100 - ASK FOR DIAL BEFORE YOU DIG	10/11/99
OTHERS	CABLE & WIRELESS	01903 528189	26/11/99

PLANS ARE AVAILABLE AT THE OFFICES OF ORANGE PCS LTD & FROM THE RELEVANT STATUTORY UNDERTAKERS SHOWING THE EXTENT OF SERVICES IN THE ROADWAY.

ANTENNA KEY

ITEM	FUNCTION / LINK No.	SECTOR	TYPE / SIZE	BEARING	HEIGHT TO C/L OF ANTENNA FROM GL (mm)	HEIGHT TO CENTRE OF DISH FROM GL (mm)	REMOTE ELEC TILT (RET) Y/N
A1	TX/RX	-	HU0090A	0°	7600	N/A	Y
A2	TX/RX	-	HU0090A	120°	7600	N/A	Y
A3	TX/RX	-	HU0090A	240°	7600	N/A	Y

FEEDER KEY

TO	QTY.	TYPE	OUTER DIA.(mm)	MIN BEND RAD.(mm)	LENGTH (m)	COLOUR	NAME
A1	2	LDF 450	16	125	81	BLACK	-
A2	2	LDF 450	16	125	81	BLACK	-
A3	2	LDF 450	16	125	81	BLACK	-

REC SUPPLY REQUIRED FOR POWER

CONSULTANT

Patrick Farfan ASSOCIATES LIMITED

E-Mail frog@patrickfarfan.com

Head Office: Saint Cuthberts, Fourth Avenue, Trafford Park, Manchester M17 1DA. Tel 0161 877 7007 Fax 0161 877 4414

London Office: Salamander Quay West, Park Lane, Harefield, Middlesex, UB9 6NZ. Tel 01895 823 700 Fax 01895 821 214

Offices also located in ... Stirling, Birmingham, Belfast & Austria

THIS SITE CONFORMS TO OPCS RADIO SITE DESIGN DOC. SPEC255 WITH THE FOLLOWING EXCEPTIONS.

1.
2.
3.
4.

REV	DESCRIPTION	SITE CONTROLLER	DATE	DESIGN	DATE
A	INITIAL ISSUE	GP	27/01/00	GP	27/01/00

SCALE:-	AS SHOWN	CHECKED	GP
		DATE	27-01-00
DRAWN	GD	APPROVED	GP
DATE	5/01/2000	DATE	27 Jan 2000

A3 ORIGINAL

INCHES

0 1/2 1

0 5 10 15 20 25 30 35

MILLIMETRES

ALL DIMENSIONS ARE IN MILLIMETRES UNLESS OTHERWISE STATED

OPTION NAME: KING STREET

SITE ADDRESS:
WEST GRASS VERGE ADOPTED HIGHWAY
ADJACENT TO TEXACO GARAGE
KING STREET LANE
WINNERSH WOKINGHAM
RG41 5LT

Site Controller

Network Engineer

TITLE:
MICROCELL - WOKINGHAM THEATRE
LAMPPOST MOUNTED ANTENNA GENERAL ARRANGEMENT

DRAWING NUMBER: 30/BRK7036/01

REV: 0

CLIENT

orange

St. James Court, Great Park Road, Almondsbury Park, Bradley Stoke, Bristol BS12 4QJ. Tel 01454 624600 Fax 01454 618501

THIS DRAWING TO BE READ IN CONJUNCTION WITH THE FOLLOWING DRAWING Nos.

1 30/BRK7036/02

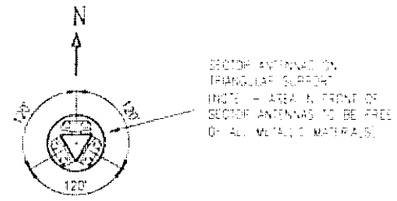

SECTIONAL PLAN ON 'A-A'

(SEE DETAIL ACROSS FOR LOCATION)

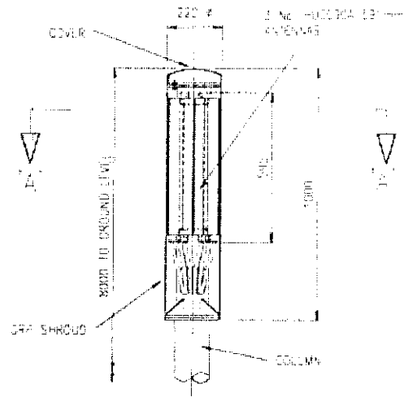

SECTIONAL ELEVATION SHROUD / ANTENNA DETAIL

SCALE :- 1:25

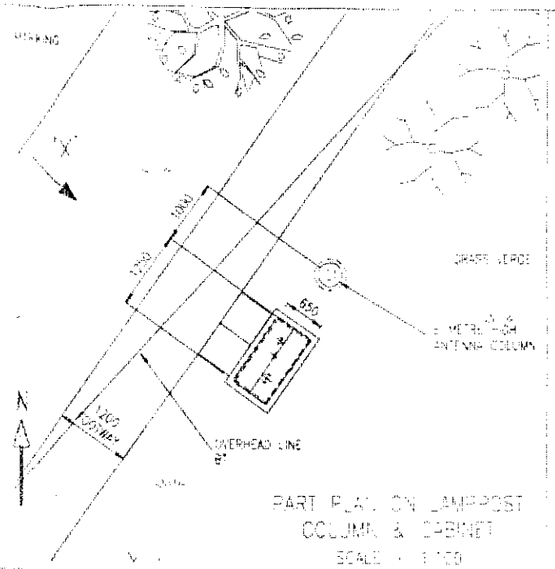

PART PLAN ON LAMPPOST COLUMN & CABINET

SCALE :- 1:100

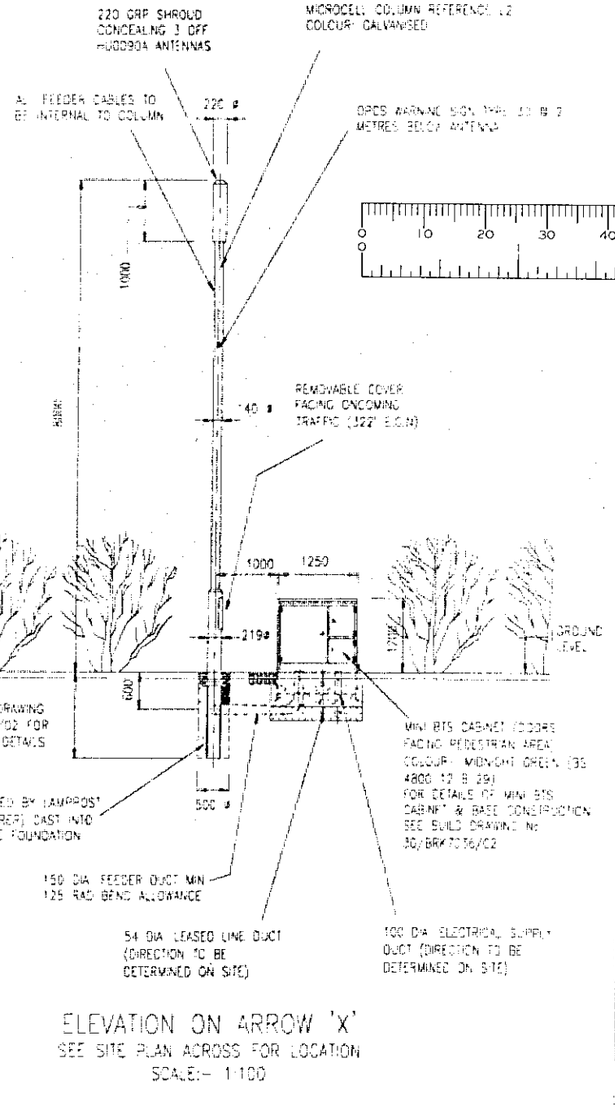

ELEVATION ON ARROW 'X'

SEE SITE PLAN ACROSS FOR LOCATION

SCALE:- 1:100



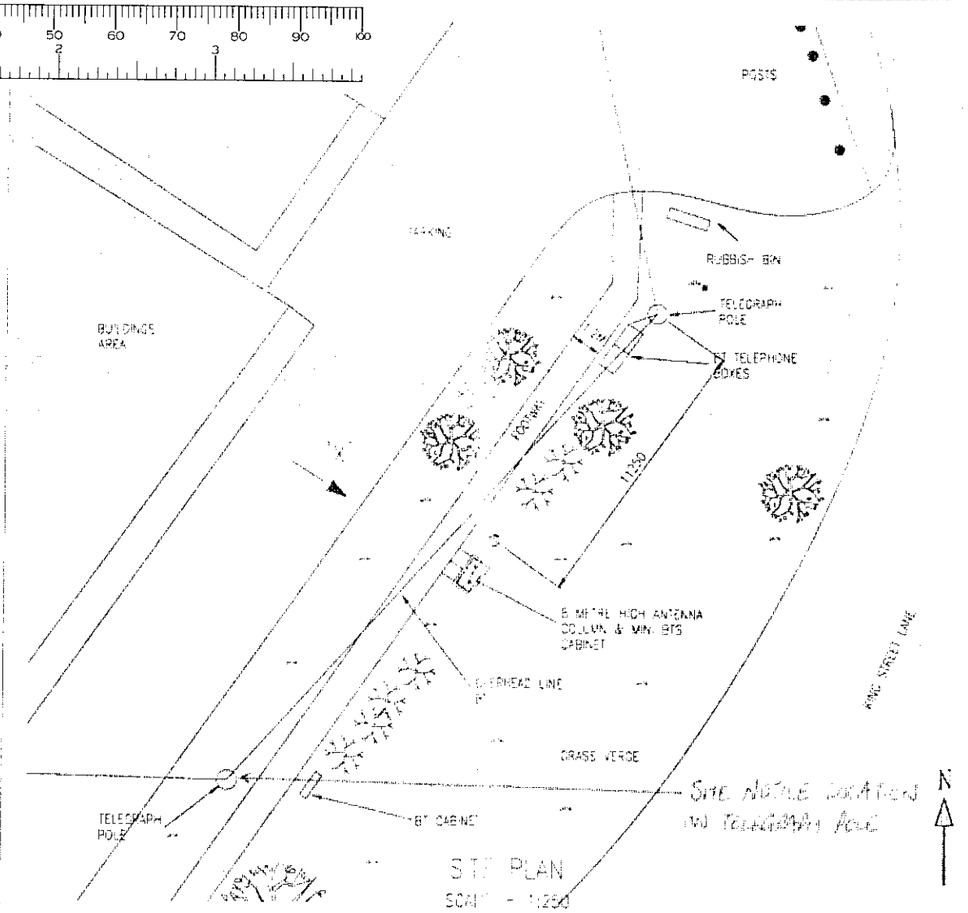

SITE PLAN

SCALE - 1:250

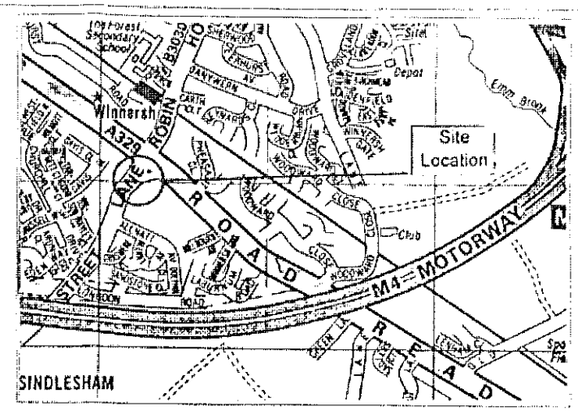

LOCATION PLAN

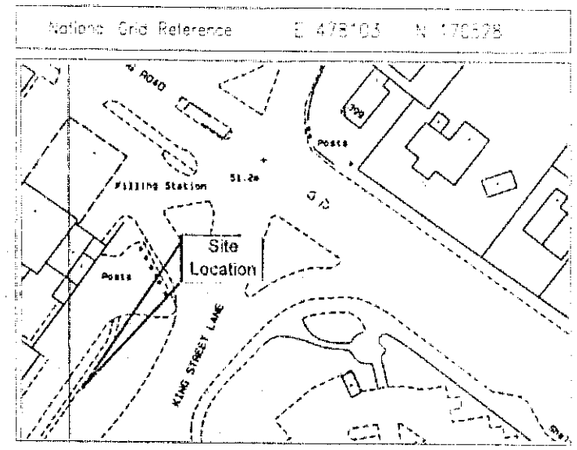

BLOCK PLAN

1:1250

UTILITIES KEY

UTILITY TYPE	CONTACT NAME	TEL No	SURVEY REPORT RECEIVED
ELECTRICITY	SOUTHERN ELECTRIC	01189 485500	25/10/99
GAS	TRANSCO	02380 258258	28/10/99
WATER	THAMES WATER	0845 200 800	9/11/99
SEWER	THAMES WATER	0845 200 800	9/11/99
B.T	B.T.	DIAL 100 - ASK FOR 'DIAL BEFORE YOU DIG'	10/11/99
OTHERS	CABLE & WIRELESS	01903 528189	08/11/99

PLANS ARE AVAILABLE AT THE OFFICES OF ORANGE PCS LTD. & FROM THE RELEVANT STATUTORY UNDERTAKERS SHOWING THE EXTENT OF SERVICES IN THE LOCALITY

ANTENNA KEY

ITEM	FUNCTION / LINK No.	SECTOR	TYPE / SIZE	BEARING	HEIGHT TO C/L OF ANTENNA FROM GL (mm)	HEIGHT TO CENTRE LINE OF DISH FROM GL (mm)	LNA / RPU (Y/N)
A1	TXRX	-	HUG090A	0°	7600	N/A	Y
A2	TXRX	-	HUG090A	120°	7600	N/A	Y
A3	TXRX	-	HUG090A	240°	7600	N/A	Y

FEEDER KEY

TO	QTY.	TYPE:	OUTER DIA.(mm)	MIN BEND RAD.(mm)	LENGTH (m)	COLOUR	NAME
A1	2	LDF 450	16	125	11	BLACK	-
A2	2	LDF 450	16	125	11	BLACK	-
A3	2	LDF 450	16	125	11	BLACK	-

RCD SUPPLY REQUIRED FOR POWER

CONSULTANT

Patrick Farfan ASSOCIATES LIMITED

E-Mail: frog@patrickfarfan.com

Head Office	London Office
Saint Cuthberts, Fourth Avenue, Trafford Park, Manchester M17 1DA	Salamander Quay West, Park Lane, Harefield, Middlesex, UB9 6NZ
Tel 0161 872 7007	Tel 01895 823 700
Fax 0161 877 4414	Fax 01895 821 214

Offices also located in: Stirling, Birmingham, Bristol & Austria

THIS SITE CONFORMS TO OPDS RADIO SITE DESIGN DOC. SPECIFICATION WITH THE FOLLOWING EXCEPTIONS

1.
2.
3.
4.

REV	DESCRIPTION	BY (ORIGINATOR)	DATE	CHECKED	DATE
-	INITIAL ISSUE	GP	27/10/00	GP	27/10/00

SCALE -	AS SHOWN	CHECKED	GP 27-01-00
DRAWN	GD	DATE	
DATE	5/11/2000	APPROVED	GMF
		DATE	27 Jan 2000

AS ORIGINAL

INCHES

0 1/2 1

0 5 10 15 20 25 30 35

MILLIMETRES

ALL DIMENSIONS ARE IN MILLIMETRES UNLESS OTHERWISE STATED

OPTION NAME: KING STREET

SITE ADDRESS:
WEST GRASS VERGE (ADOPTED HIGHWAY) OPPOSITE TEXACO GARAGE
KING STREET LANE
WINNERSH WOKINGHAM
RG41 5LT

Site Controller -

Network Engineer -

TITLE:
MICROCELL - WOKINGHAM THEATRE
LAMPPOST MOUNTED ANTENNA
GENERAL ARRANGEMENT

DRAWING NUMBER: 30/BRK7036/01

REV: 0

CLIENT

orange

St James Court
Great Park Road
Almondsbury Park
Bradley Stoke
Bristol
BS12 4QJ
Tel 01454 624500
Fax 01454 618501

SEE MINI BTS DRAWING

01-02-00

THIS DRAWING TO BE READ IN CONJUNCTION WITH THE FOLLOWING DRAWING Nos.

1. 30/BRK7036/02

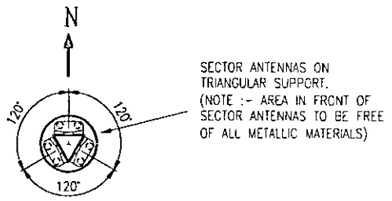

SECTIONAL PLAN ON 'A-A'

(SEE DETAIL ACROSS FOR LOCATION)

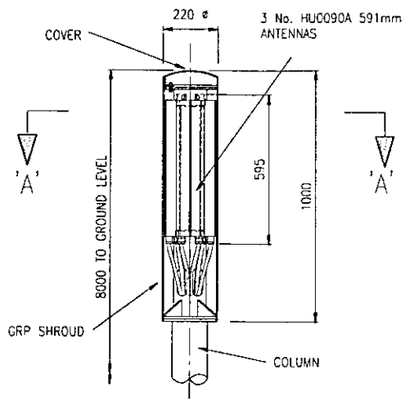

SECTIONAL ELEVATION
SHROUD / ANTENNA DETAIL
SCALE :- 1:25

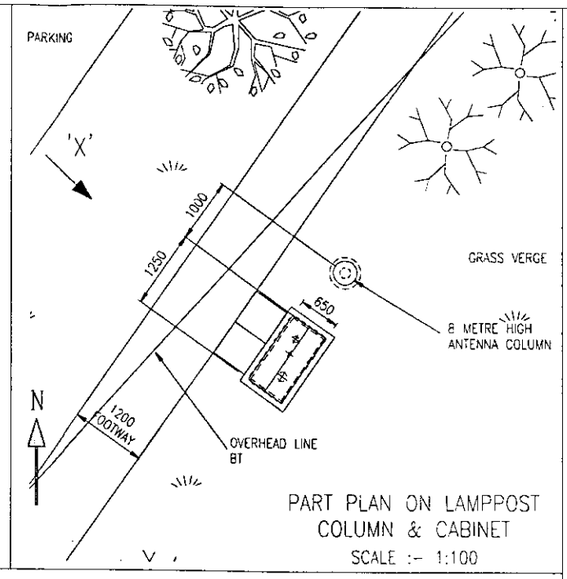

PART PLAN ON LAMPPOST
COLUMN & CABINET
SCALE :- 1:100

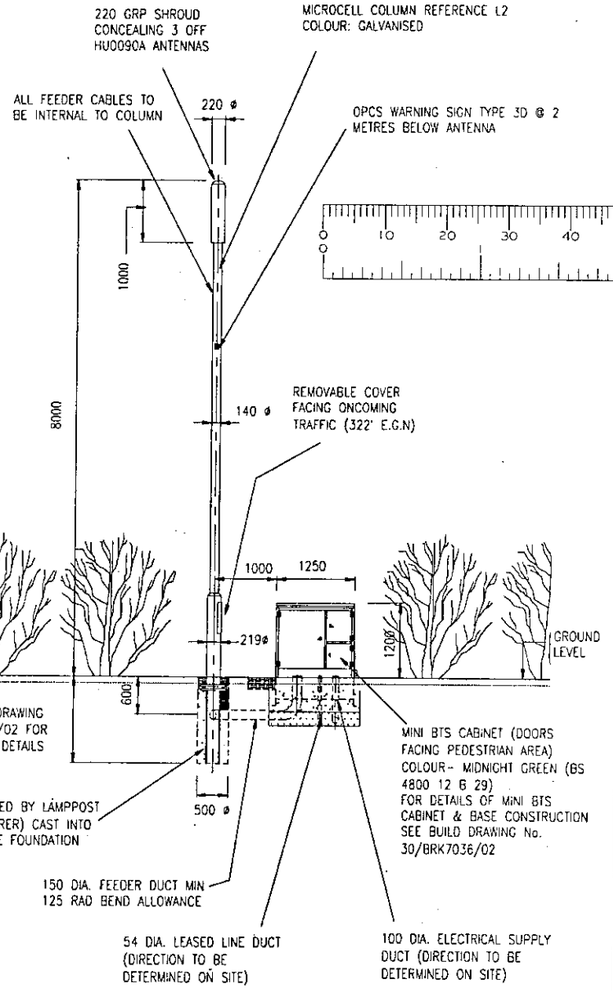

ELEVATION ON ARROW 'X'
SEE SITE PLAN ACROSS FOR LOCATION
SCALE:- 1:100

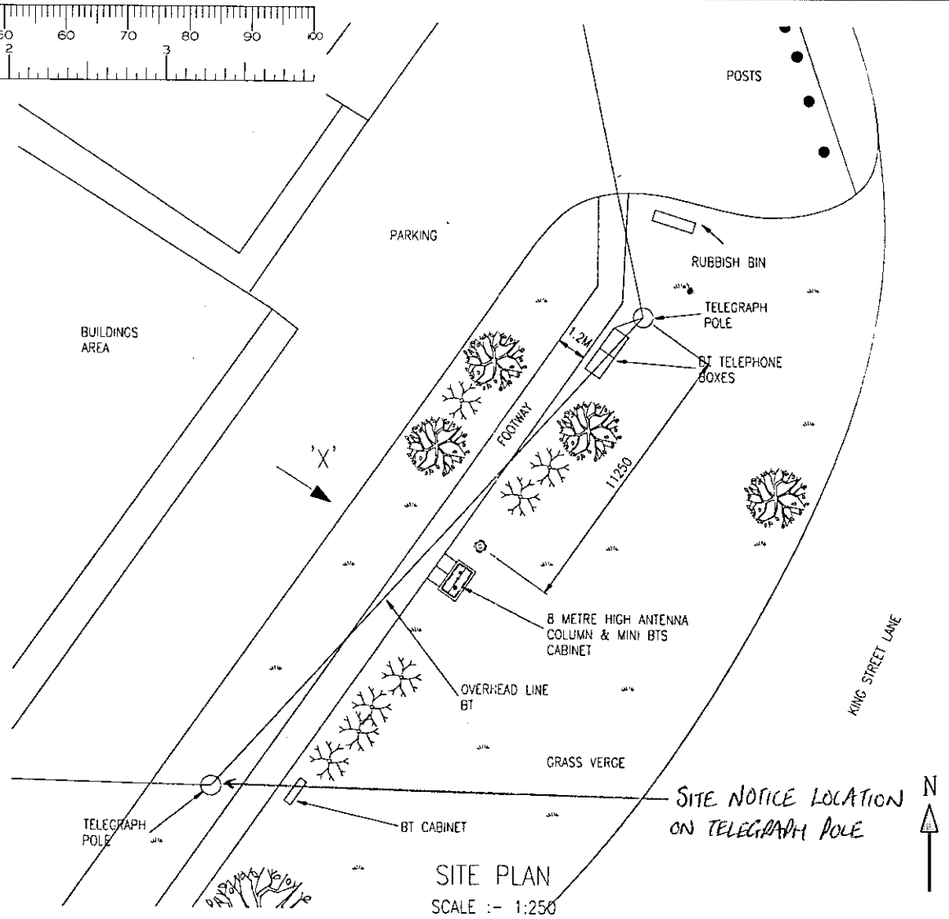

SITE PLAN
SCALE :- 1:250

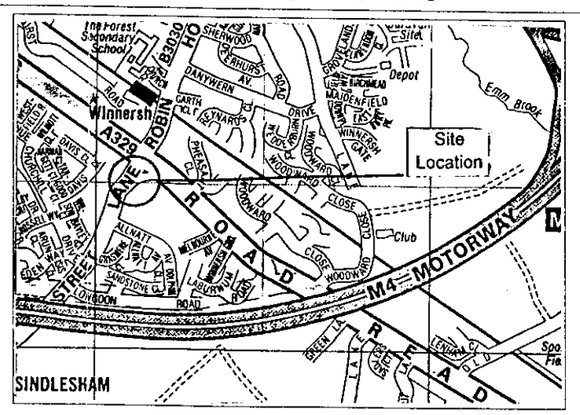

LOCATION PLAN

National Grid Reference E 478103 N 170528

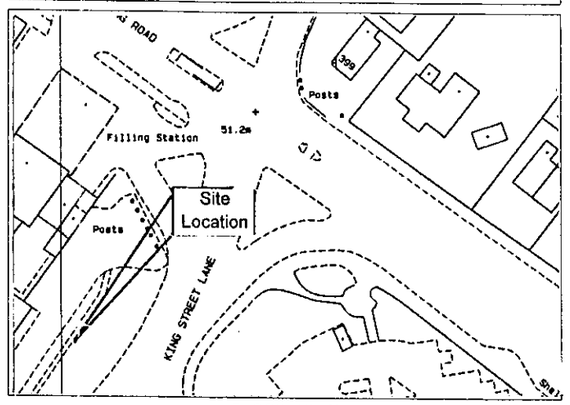

BLOCK PLAN
1: 1250

SITE NUMBER 30/BRK7036/01

UTILITIES KEY

UTILITY TYPE	CONTACT NAME	TEL No.	SURVEY REPORT RETURN DATE
ELECTRICITY	SOUTHERN ELECTRIC	01189 465500	25/10/99
GAS	TRANSCO	02380 258258	28/10/99
WATER	THAMES WATER	0645 200 800	9/11/99
SEWER	THAMES WATER	0645 200 800	9/11/99
B.T.	B.T.	DIAL 100 - ASK FOR 'DIAL BEFORE YOU DIG'	10/11/99
OTHERS	CABLE & WIRELESS	01903 528169	08/11/99

PLANS ARE AVAILABLE AT THE OFFICES OF ORANGE PCS LTD. & FROM THE RELEVANT STATUTORY UNDERTAKERS SHOWING THE EXTENT OF SERVICES IN THE FOOTWAY

ANTENNA KEY

ITEM	FUNCTION / LINK No.	SECTOR	TYPE / SIZE	BEARING	HEIGHT TO C/L OF ANTENNA FROM GL (mm)	HEIGHT TO CENTRE OF DISH FROM GL (mm)	REMOTE LNA / RFU (Y/N)
A1	TXRX	-	HU0090A	0°	7600	N/A	Y
A2	TXRX	-	HU0090A	120°	7600	N/A	Y
A3	TXRX	-	HU0090A	240°	7600	N/A	Y

FEEDER KEY

TO	QTY:	TYPE:	OUTER DIA.(mm)	MIN BEND RAD.(mm)	LENGTH (m)	COLOUR	NAME
A1	2	LDF 450	16	125	11	BLACK	-
A2	2	LDF 450	16	125	11	BLACK	-
A3	2	LDF 450	16	125	11	BLACK	-

REC SUPPLY REQUIRED FOR POWER

CONSULTANT

Patrick Farfan
ASSOCIATES LIMITED
E-Mail frog@patrickfarfan.com

Head Office: Saint Cuthberts, Fourth Avenue, Trafford Park, Manchester. M17 1DB. Tel 0161 877 7007. Fax 0161 877 4414.

London Office: Salamander Quay West, Park Lane, Harefield, Middlesex. UB9 6NZ. Tel 01895 823 700. Fax 01895 821 214.

Offices also located in :- Stirling, Birmingham, Belfast & Austria

THIS SITE CONFORMS TO OPCS RADIO SITE DESIGN DOC: SPEC253 WITH THE FOLLOWING EXCEPTIONS:

1.
2.
3.
4.

REV	DESCRIPTION	SITE CONTROLLER	DATE	DESIGN	DATE
0	INITIAL ISSUE	GP	27/01/00	GMP	27/01/00

SCALE:-	AS SHOWN	CHECKED	GP
		DATE	27-01-00
DRAWN	GD	APPROVED	GMP
DATE	5/01/2000	DATE	27 Jan 2000

A3 ORIGINAL

INCHES
0 1/2 1
0 5 10 15 20 25 30 35

MILLIMETRES

ALL DIMENSIONS ARE IN MILLIMETRES UNLESS OTHERWISE STATED

OPTION NAME
KING STREET

SITE ADDRESS
WEST GRASS VERGE /ADOPTED HIGHWAY
ADJACENT TO TEXACO GARAGE
KING STREET LANE
WINNERSH WOKINGHAM
RG41 5LT

Site Controller - [redacted]

Network Engineer - [redacted]

TITLE
MICROCELL - WOKINGHAM THEATRE
LAMPPOST MOUNTED ANTENNA
GENERAL ARRANGEMENT

DRAWING NUMBER
30/BRK7036/01

REV
0

CLIENT
orange
hutchison telecom

St. James Court
Great Park Road
Almondsbury Park
Bradley Stoke
Bristol
BS12 4QJ
Tel 01454 624600
Fax 01454 618501