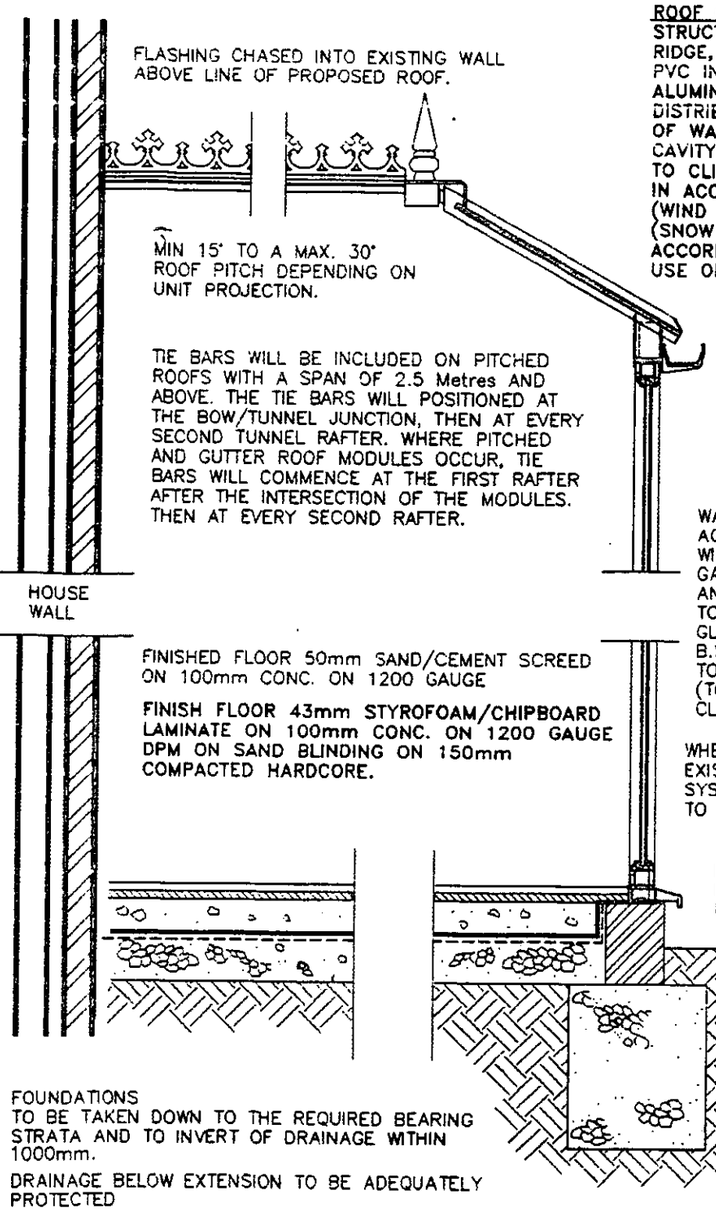

ROOF COMPRISES
STRUCTURAL ALUMINIUM, VENTILATED RIDGE, ALUMINIUM GLAZING BARS WITH PVC INTERNAL AND EXTERNAL CAPPINGS. ALUMINIUM EAVES BEAM (LOAD DISTRIBUTION MEMBER) SECURED TO TOP OF WALL FRAMES. ROOF GLAZING TO MULTI-CAVITY POLYCARBONATE OR GLASS SHEETS TO CLIENTS INSTRUCTIONS. ROOF DESIGNED IN ACCORDANCE WITH CP3 CHAPTER 5 (WIND LOADING) AND BS 6399 PART 3 (SNOW LOADING). ALL DESIGNED IN ACCORDANCE WITH CP118 (STRUCTURAL USE OF ALUMINIUM).

TIE BARS WILL BE INCLUDED ON PITCHED ROOFS WITH A SPAN OF 2.5 Metres AND ABOVE. THE TIE BARS WILL POSITIONED AT THE BOW/TUNNEL JUNCTION, THEN AT EVERY SECOND TUNNEL RAFTER. WHERE PITCHED AND GUTTER ROOF MODULES OCCUR, TIE BARS WILL COMMENCE AT THE FIRST RAFTER AFTER THE INTERSECTION OF THE MODULES. THEN AT EVERY SECOND RAFTER.

WALLS CONSTRUCTED IN ACRYLIC MODIFIED PVCu WITH STRUCTURAL ALUMINIUM\ GALVANISED STEEL REINFORCED SECTIONS AND GLAZED USING 24mm O/A TOUGHENED GLASS SEALED UNITS. GLAZING IN ACCORDANCE WITH B.S.6262. SEALED UNITS CONFORM TO B.S.5713. SAFETY GLASS (TOUGHENED) CONFORMS TO B.S.6206, CLASS A.

WHERE NEW BRICKWORK GABLE ABUTTS EXISTING PROPERTY ,FIXING SYSTEMS WILL BE USED IN ACCORDANCE TO BRITISH STANDARDS.

NOTE:- CONSERVATORIES WITH A PITCHED TRANSLUCENT ROOF, UNDER 30m² AREA, ARE NOT SUBJECT TO BUILDING REGULATIONS, PROVIDED IT IS BUILT AT GROUND LEVEL.

TYPICAL SECTION

NOTE:
This cross sectional drawing is shown as a "Typical Example" And is intended for information purposes only. Site Conditions and sub-soil bearing strata will dictate final Design.

DWG: SHT2NV REV: E

Anglian Home Improvements

PROPOSED . PVCu WHITE KNIGHT CONSERVATORY.

AT . . . . . 2, DORSET WAY,
WOKINGHAM,
BERKSHIRE.
RG41 3AL

TELEPHONE No.'s
HOME: 01189 785704
WORK:
MOBILE:

FOR . . . . Mr. & Mrs. N. LOGAN

CUSTOMER CONTRACT COPY CHECK. YES ☐

SURVEYOR: PLEASE CONFIRM THAT ALL THE ABOVE DETAILS ARE CORRECT. . YES ☐

DATE.	REVISIONS.	BY.
12/11	SPOTLIGHTS & STOVE	RH
	SILVER/CHROME HANDLES, SILVER BOTTOM SCROLL	

DRAWING No. 099/15221	DRAWN BY.. SDR	DATE 06/11/02
BRANCH NAME BASINGSTOKE 01256 844467	SURVEYOR.. RH.W	DATE 12.11.02

The Company Surveyor has discussed the above survey with me and I agree to the designs and other details finalised during the Surveyor's visit and I understand that I must settle the account with the Installers upon completion.

Customers Signature N. Logan Date 12.11.02

Expected Installation Date	Comments on deferred installation
8-10 WKS AFTER PLANNING	EST 8-10 WKS PLANNING
(Subject to third party approval being obtained)	

Method of payment (Confirmed with Customer)	Code
CASH / CHQ	
(Anglian does not accept final balance payment by credit card.)	

APPROVAL REQUIRED ☑ Where applicable					
PLANNING PERMISSION	YES ☑	NO ☐	LOCAL WATER AUTHORITY	YES ☐	NO ☑
BUILDING REGULATION	YES ☐	NO ☑	RESTRICTIVE COVENANTS	YES ☐	NO ☑
LISTED BUILDING CONSENT	YES ☐	NO ☑	HOUSING ASSOC. CONSENT	YES ☐	NO ☑
CONSERVATION AREA	YES ☐	NO ☑	BUILDERS CONSENT	YES ☐	NO ☑
NEIGHBOURS CONSENT	YES ☐	NO ☑	LANDLORDS CONSENT	YES ☐	NO ☑
			PARTY WALL ACT	YES ☐	NO ☑

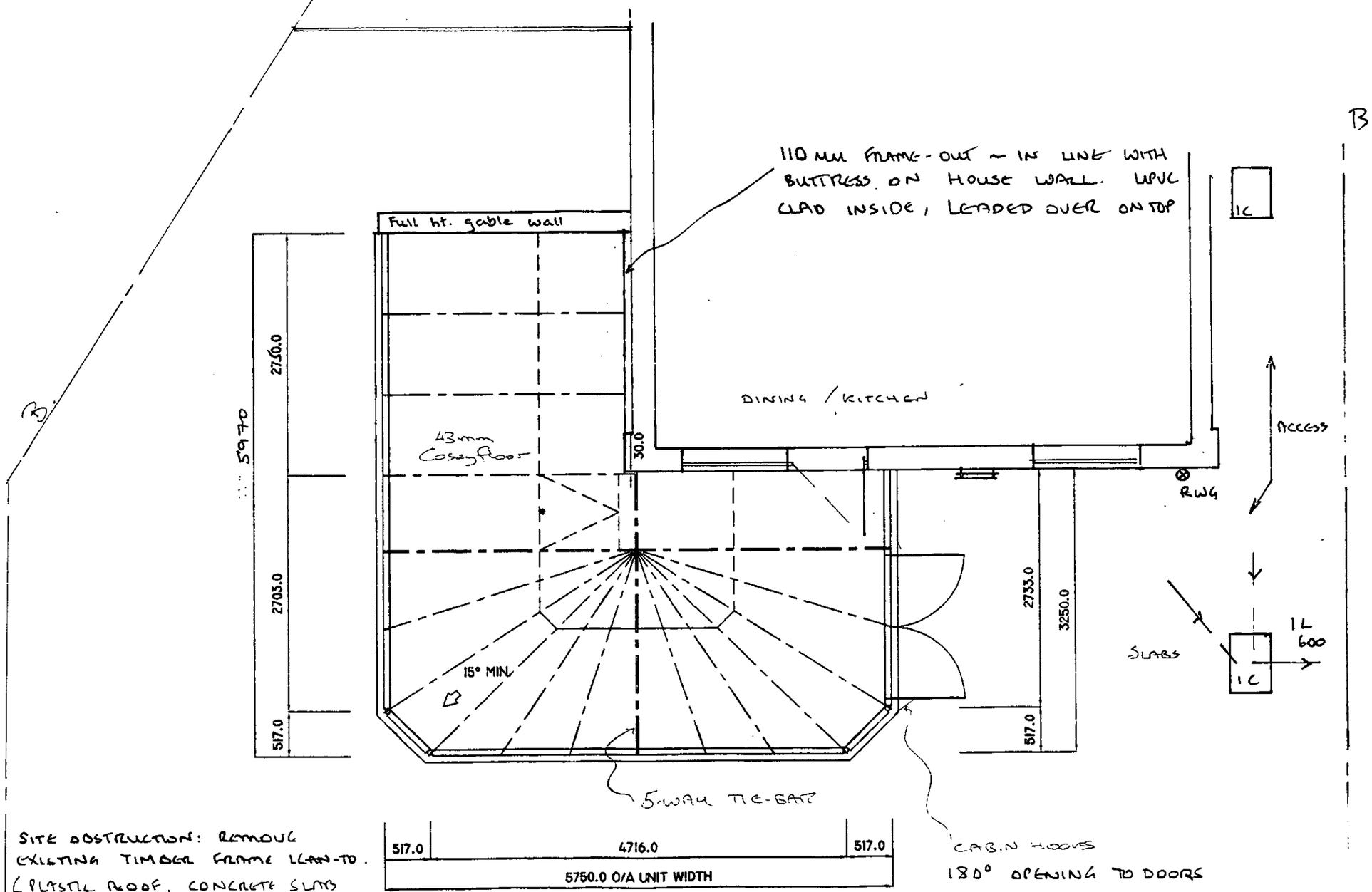

Customers Signature	Date	Drawing No.	Unit Elevation.	Scale..	Drawn..
Neil Lacey	12.11.02	099/15221	PLAN LAYOUT / ROOF DETAILS.	1:50	SDR
				Date.. 06/11/02	Surveyor.

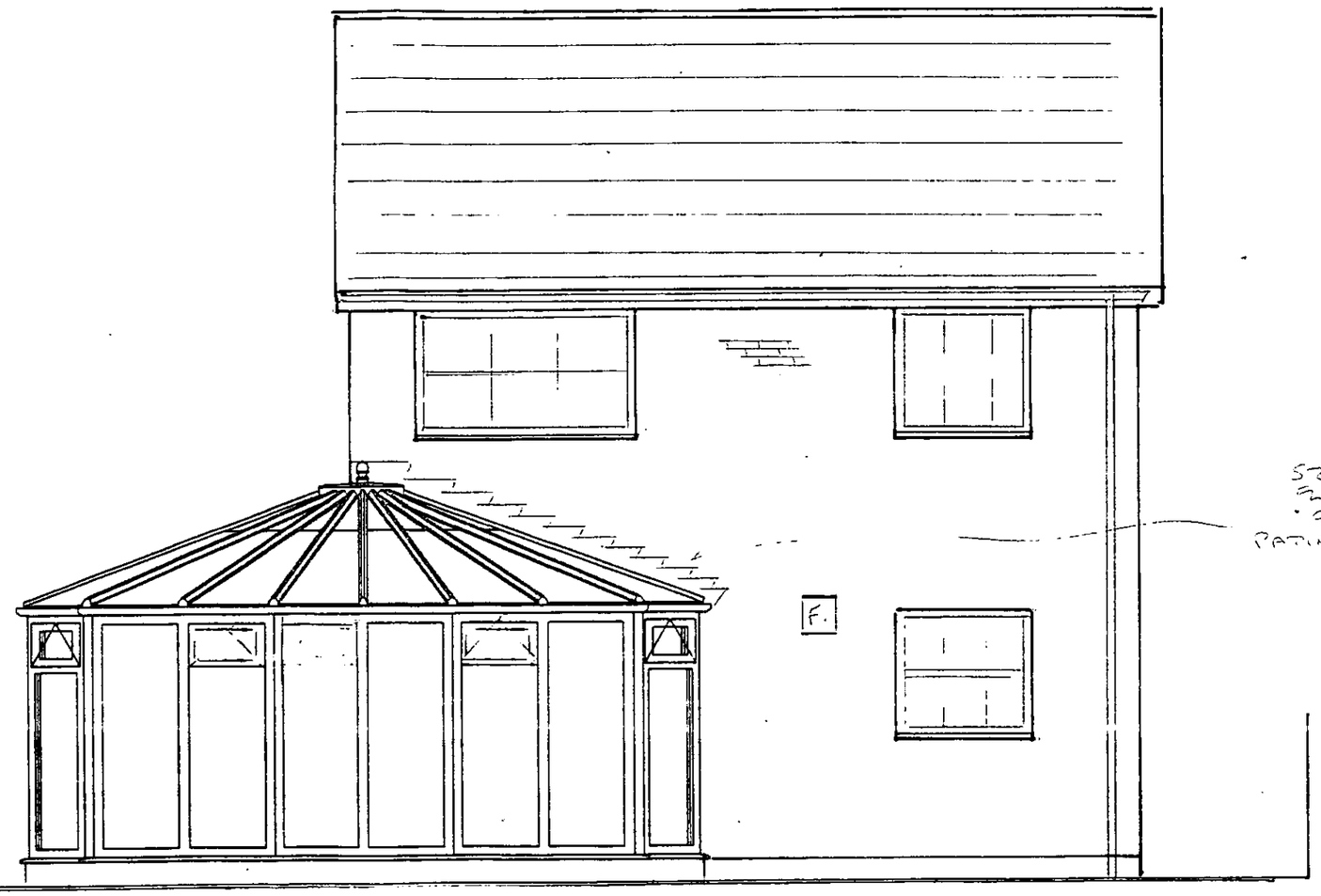

SPECIFICATION:

1 No. DOUBLE DOOR AS SHOWN (OPEN OUT).
6 No. FANLIGHT VENTS AS SHOWN.
15° ROOF PITCH.
1 No. ROOF VENT AS SHOWN.

Customers Signature	Date	Drawing No.	Property Elevation:	Unit Elevation:	Scale..	Drawn..
[signature]	12.11.02	099/15221	REAR	FRONT ELEVATION.	1:50	SDR
					Date.. 06/11/02	Surveyor. KHC

SIDE 1:100

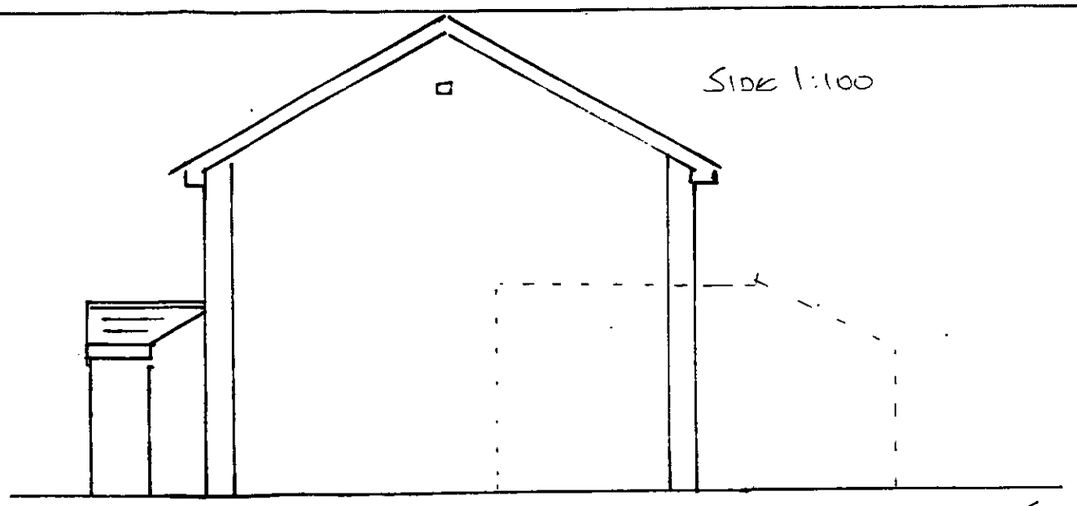

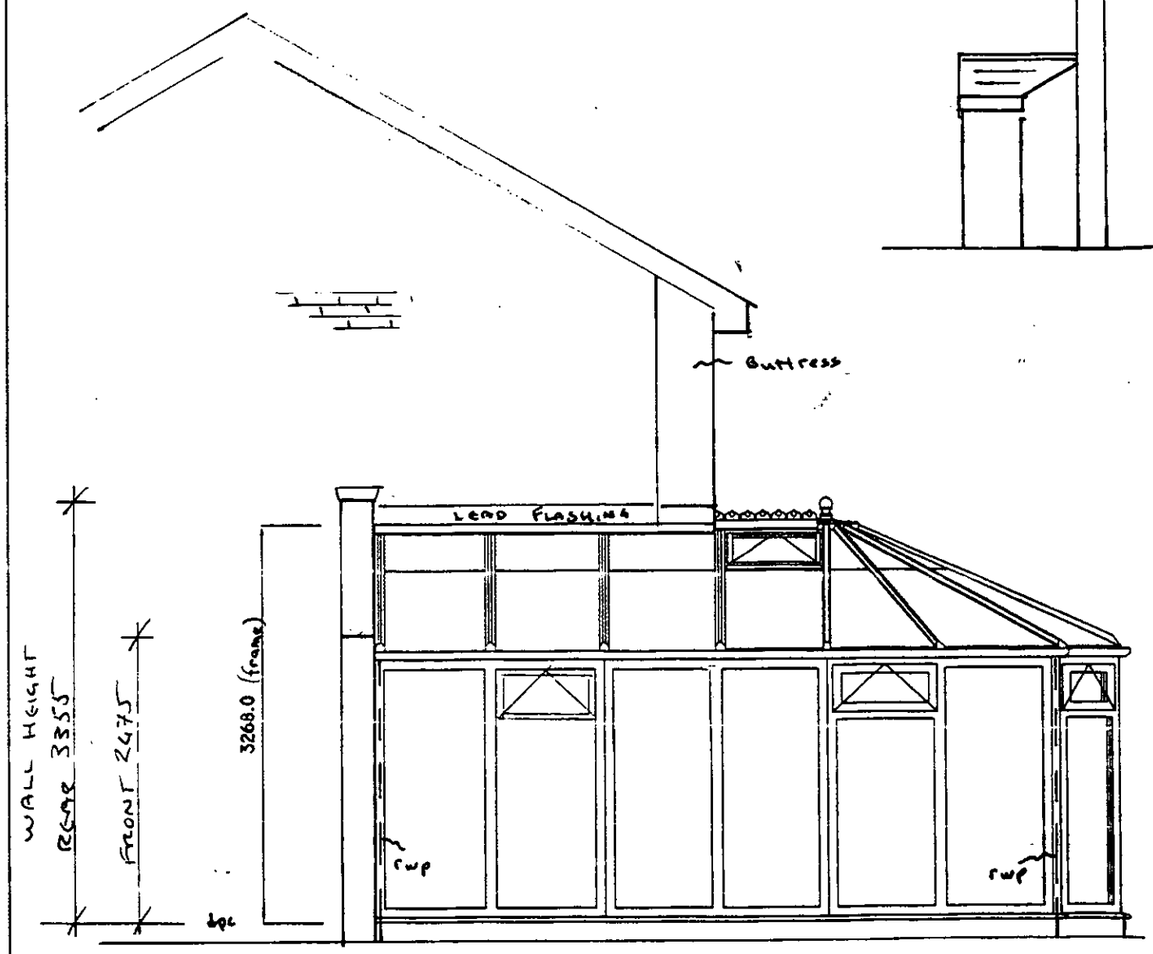

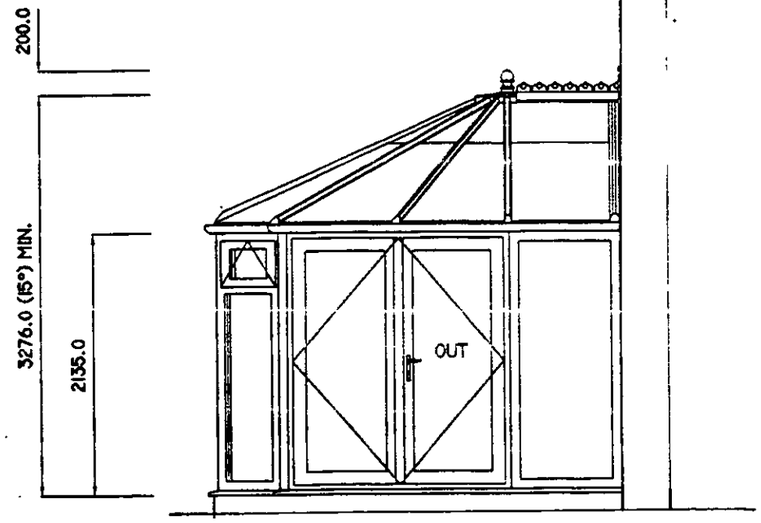

Customers Signature	Date	Drawing No.	Property Elevation:	Unit Elevation:	Scale..	Drawn..
Neil Lough	12.11.02	099/15221	SIDE	SIDE ELEVATIONS.	1:50	SDR
					Date.. 06/11/02	Surveyor. K Hill

DWG: ENGNT	REV: E

SURVEYORS BASE PLAN

(TO ACCOMPANY ACTUAL BASE PLAN PROVIDED BY CONSERVATORY ADMIN.)

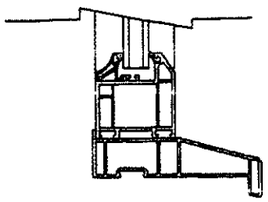

NOTES

1. ALL DIMENSIONS IN MILLIMETRES AND TO BE CHECKED ON SITE PRIOR TO COMMENCEMENT OF WORK.
2. ONLY FIGURED DIMENSIONS TO BE TAKEN FROM THIS DRAWING.
3. DO NOT SCALE OFF DRAWING.
4. ANY EXISTING BRICK VENTS TO BE DUCTED THROUGH PROPOSED BASE.
5. GROUND LEVEL TO BE LOWERED LOCALLY TO GIVE REQUIRED CLEARANCE FOR D.P.C.
6. SURFACE WATER TO BE DISCHARGED VIA NEW 68 DIA. RAINWATER DOWN PIPE AND SHOED INTO GRATING OVER GULLEY AND INTO 100 DIA. UPVC DRAIN BEDDING ON PEA-SHINGLE TO FALL 1:40 min INTO NEW SOAKAWAY. TO BE FILLED WITH HARDCORE, AGGREGATE AND PEA GRAVEL, UNLESS AN ALTERNATIVE METHOD OF DRAINAGE IS FOUND ONCE WORK HAS COMMENCED ON SITE.
7. 2x NEW R W GULLIES TO NEW SOAKAWAY
8. EXISTING LEAN-TO DOTTED
9. •DPC + FL TO MATCH HOUSE.
   •DPC FL + U/S KITCHEN DOORCILL ARE ALL AT SAME LEVEL.
   • LEANG DUGRSITE 50mm BELOW DPC / FL HT.

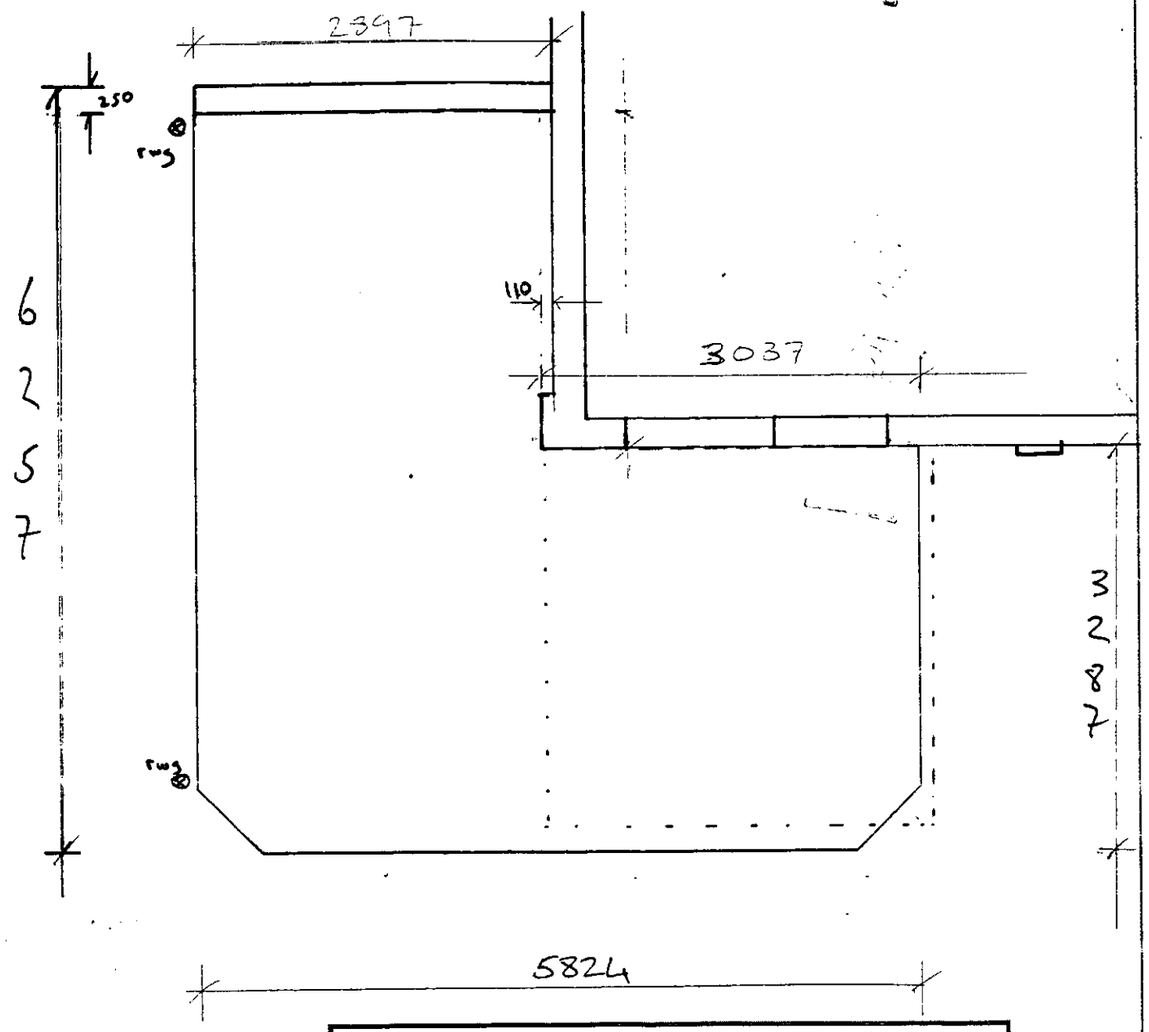

NOTE!
THIS BASE PLAN MUST BE READ IN CONJUNCTION WITH THE SEPERATE BASE PLAN GENERATED BY CONSERVATORY ADMIN HEAD OFFICE

NOTE- BUILDER ENSURE EXISTING WALLS ARE PLUMB PRIOR TO COMMENCEMENT OF BASEWORKS.

ANGLIAN WILL ENDEAVOUR TO MATCH EXISTING BRICKWORK AS CLOSE AS POSSIBLE.

Customers Signature	Date		Drawing No.	Unit Elevation.	Scale..	Drawn..
Neil Lee	12.1.02		099/15221	BASE LAYOUT.	1:50	SDR
					Date.. 06/11/02	Surveyor. RHill

PRODUCT CHECK SHEET.

✓ Where Applicable

	PVCu WHITE KNIGHT	PVCu DUAL KNIGHT	PVCu GOLDEN OAK	PVCu CRUSADER	EXCALIBUR	TIMBER
PRODUCT:	✓					

NOTE - ALL CRUSADER AND EXCALIBUR CONSERVATORIES ARE EXTERNALLY GLAZED.

EXCALIBUR COLOUR: N/A OUT/ N/A IN.

ROOF COLOUR: WHITE OUT/ WHITE IN.

ROOF MATERIAL:	POLYCARBONATE	GLASS	TIMBER	GRP	SPACER	SILVER
		✓				

ROOF MATERIAL COLOUR: CLEAR THICKNESS: 24mm GLAZING SPEC: TOUGHENED 'K'

ROOF VENT:	YES	NO		MANUAL	AUTOMATED	RIDGEFLOW: YES	RIDGEFLOW: NO
	✓		QUANTITY: ONE SILVER BOTTLE SCREW	✓			✓

FINIAL TYPE (SEE ATTACHED) BALL CRESTING TYPE (SEE ATTACHED) TILE

NUMBER OF DOWNPIPES: 2	POSITION:	L/H	R/H	INTERMEDIATE
		✓		

HANDLE COLOUR:	SILVER	WHITE	GOLD	BLACK	TYPE: STRAIGHT	CURVED
	✓					✓

DENTIL MOULDING:	YES	NO	THRESHOLD:	LOW	HIGH	WHEELCHAIR
		✓		✓		

SPECIAL GLASS TO FRAMES AND LOCATION: TOUGHENED 'K' (If Required)

OBSCURE GLAZING PATTERN AND LOCATION: N/A (If Required)

S.G.O.: YES ☐ NO ✓ LOCATION AND PATTERN No.: (If Required)

WINDOW BOARDS:	HARDWOOD	PVCu	WHITE DURABOARD	MAHOGANY DURABOARD	GOLDEN OAK DURABOARD	LIGHT OAK DURABOARD	TILED

THIRD PARTY APPROVAL

LOCAL COUNCIL ✓ HOUSING ASSOCIATION ☐ BUILDER ☐ OTHER ☐

ADDRESS - HOUSE EXTENSION > 70 m³/15%
WOKINGHAM

BLOCK PLAN (NOT TO SCALE)

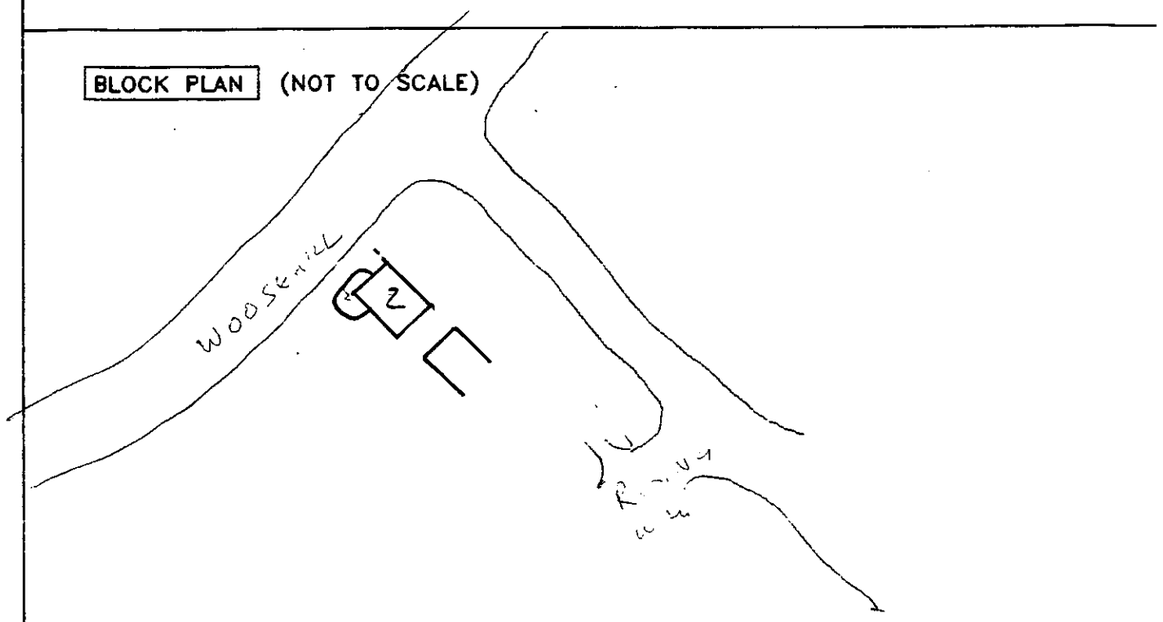

ADDITIONAL PRODUCT / PHYSICAL BARRIER:	PVCu	HARDWOOD TIMBER	SOFTWOOD TIMBER

DESIGN–VIEWED EXTERNALLY.

MANUFACTURING SIZES.
HEIGHT: INC. CILL.
WIDTH:
GLASS TYPE.
HANDLES:
CILL TYPE:
THRESHOLD:

ADDITIONAL INFORMATION

ADDITIONAL PRODUCT.

DESIGN–VIEWED EXTERNALLY.

MANUFACTURING SIZES.
HEIGHT: INC. CILL.
WIDTH:
GLASS TYPE.
HANDLES:
CILL TYPE:
THRESHOLD:

ADDITIONAL INFORMATION

Customers Signature	Date		Drawing No.	Description.	Scale..	Drawn..
Neil Cooper	12.11.02		099/15221	CHECK SHEET.	N/A	SDR
					Date.. 06/11/02	Surveyor. KH

Side 1:100

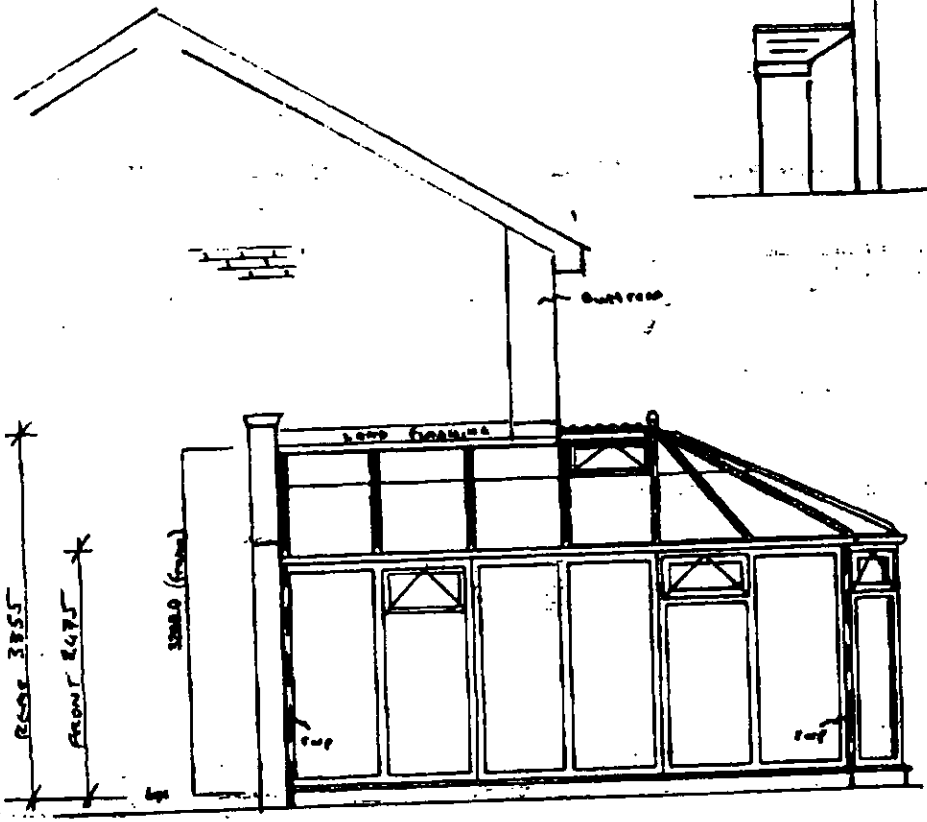

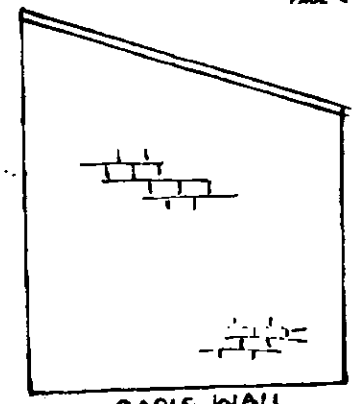

GABLE WALL

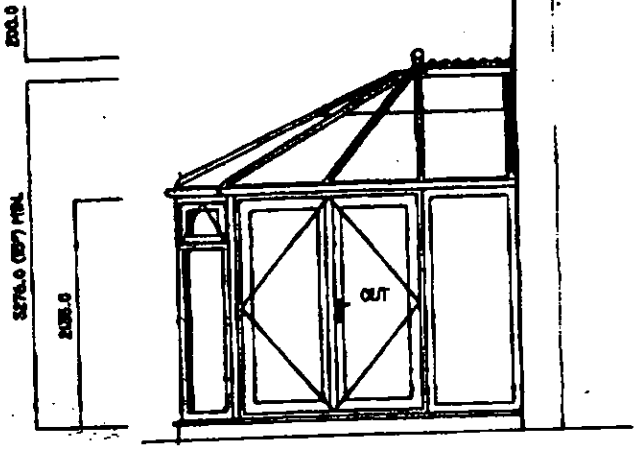

Customers Signature	Date	Drawing No.	Property Elevation:	Unit Elevation:	Scale:	Drawn:
Neil Lay	12.11.02	099/15221	SIDE	SIDE ELEVATIONS.	1:50	SDR
					Date: 06/11/02	Signature:

11/12/2002 16:24 +44-01603-420599 +44 01603 420599 CONS. DIVISION PAGE 02

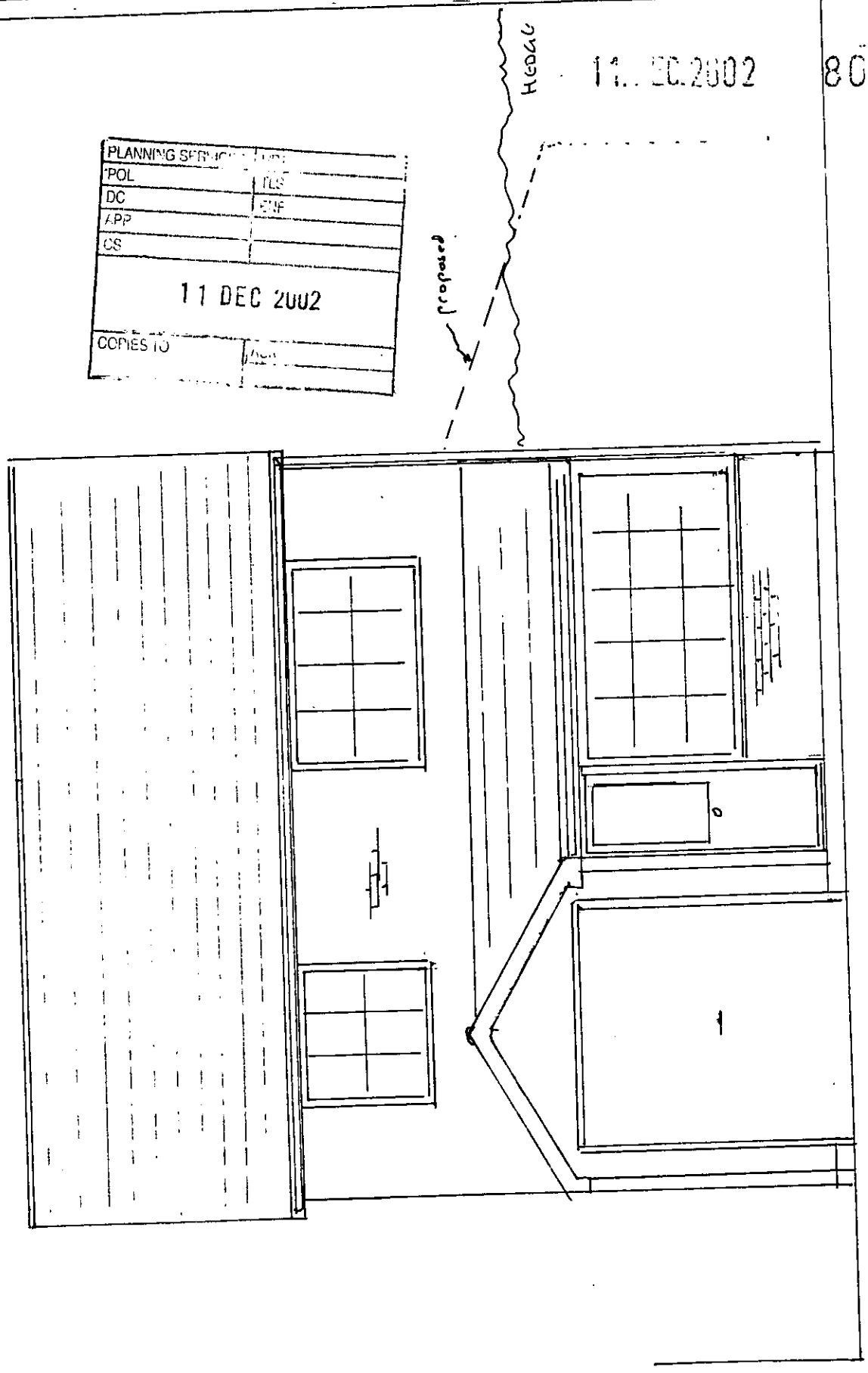

11 DEC 2002

8084

PLANNING SERVICES	
POL	TLS
DC	ENF
APP	
CS	

11 DEC 2002

COPIES TO

Customers Signature	Date	Drawing No.
99/15221 LOGAN	RH 4.12.2	15221 LOGAN 1:50 FRONT ELEVATION 2 DORSETWAY WOKINGHAM

11 DEC 2002 8084

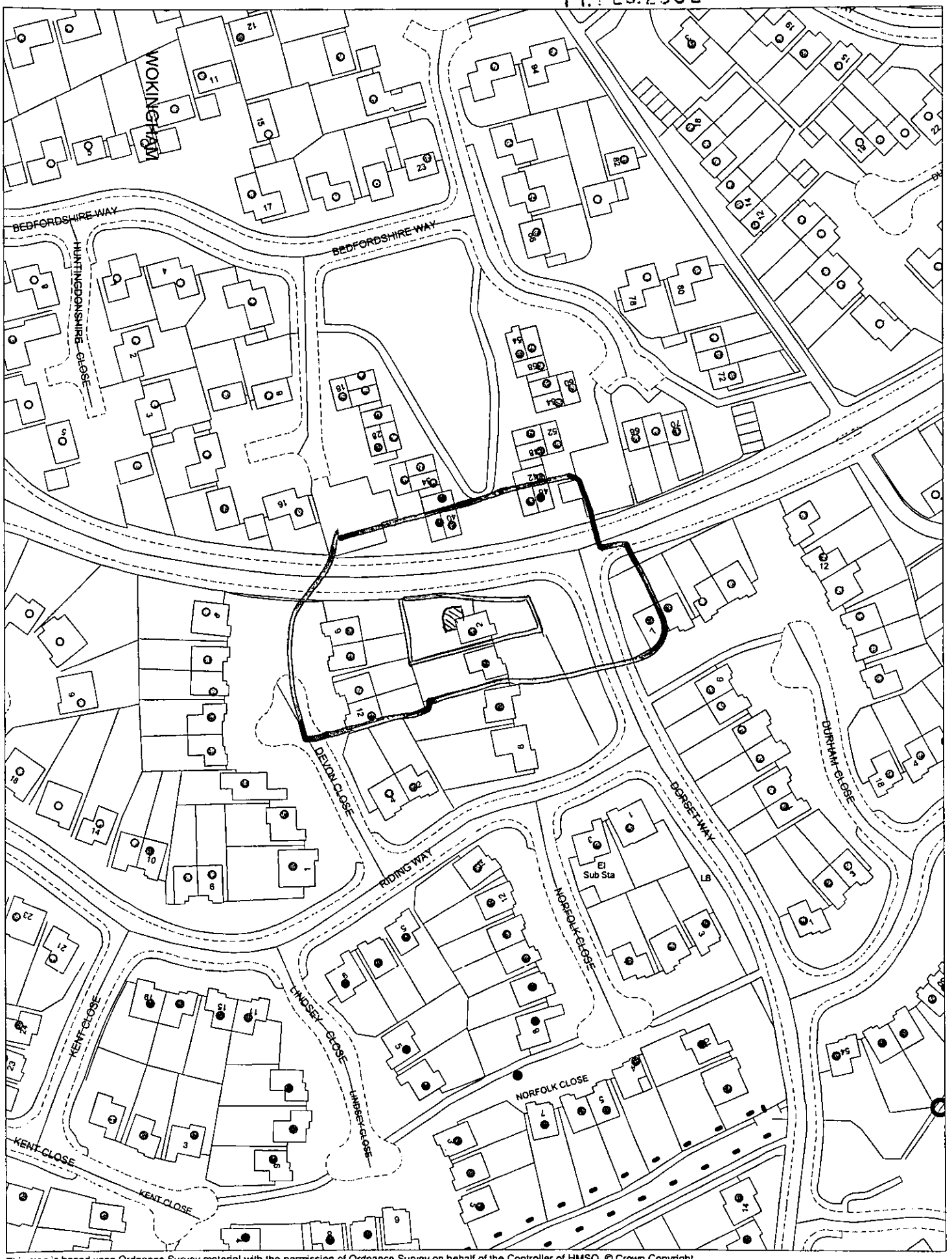

This map is based upon Ordnance Survey material with the permission of Ordnance Survey on behalf of the Controller of HMSO. © Crown Copyright. Unauthorised reproduction infringes Crown Copyright and may lead to prosecution or civil proceedings.Wokingham District Council Licence LA086134

Development Control,Wokingham District Council.
29 November 2002

Scale: 1 : 1250

N
W E
S