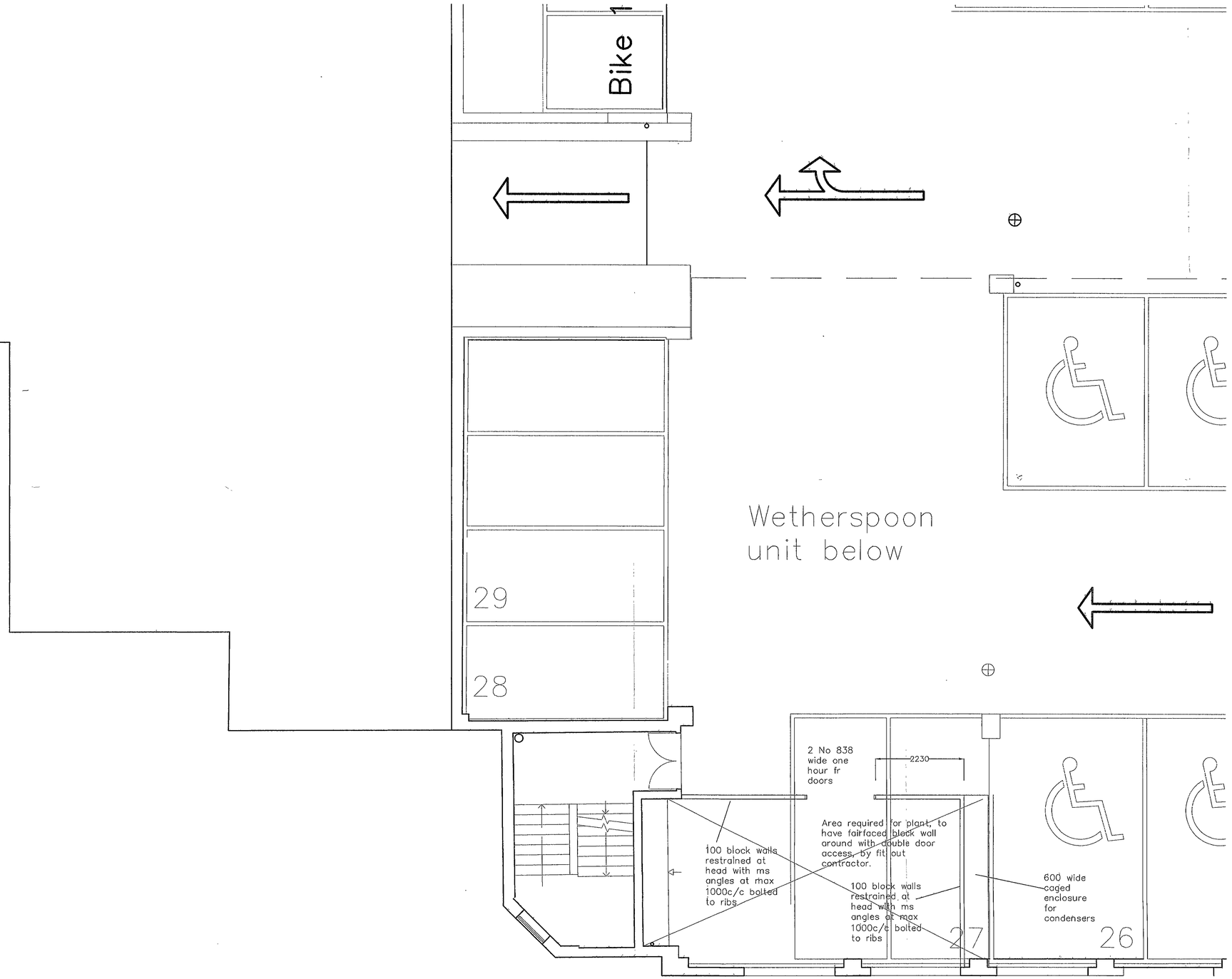

A. DETAILED INFORMATION ADDED. CT. 24.02.04

lawrence beckingham field LLP

ARCHITECTS INTERIORS LANDSCAPES
THE SAIL LOFT LIMEHOUSE COURT 3-11 DOD STREET LONDON E14 7EQ
TELEPHONE +44(0) 20 7536 2100 FAX +44(0) 20 7538 4442
http://www.lbfarchitects.co.uk
initial.surname@lbfarchitects.co.uk

Project:
WOKINGHAM COURTYARD DEVELOPMENT
DENMARK STREET
WOKINGHAM
RG40 2QF

Client:
J.D. WETHERSPOON PLC (pub no. 5148)

Drawing:
PART FIRST FLOOR CAR PARK PLAN SHOWING PLANT AREA

Scale:	Drawn by:	Checked by:	Date:
1/50	CT	CT	DECEMBER 2003

Drg no:
2003/065/003 A

DO NOT SCALE FROM THIS DRAWING ALL DIMENSIONS TO BE CHECKED ON SITE. REFER ANY DISCREPANCIES TO ARCHITECT. THIS DRAWING IS SUBJECT TO COPYRIGHT.

PLANNING SERVICES HPT
POL TLS
DC ENT
APP
CS
26 FEB 2004
COPIES TO
ACK
FILE

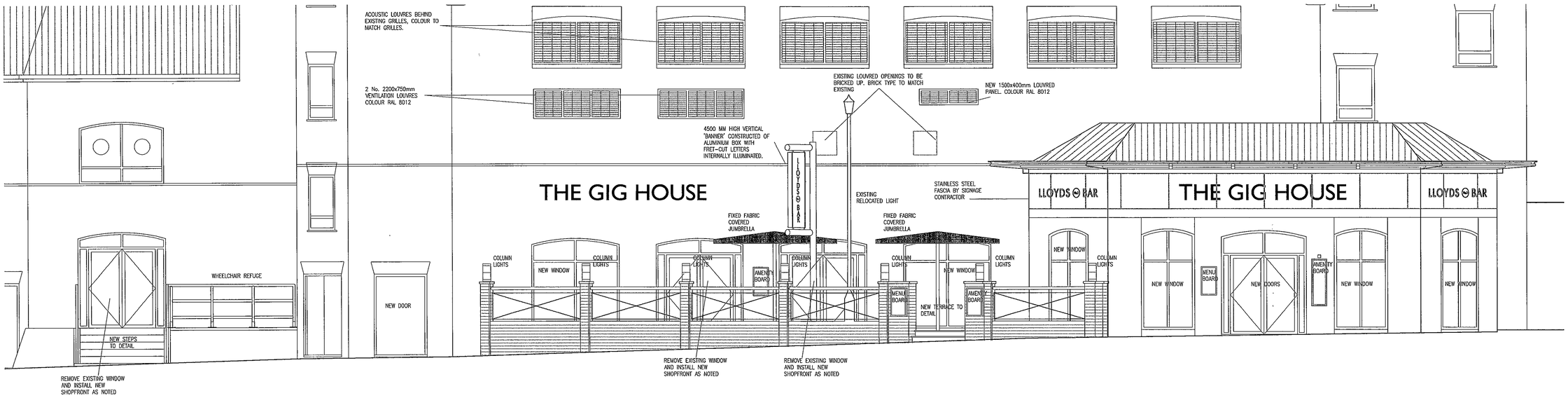

South Elevation

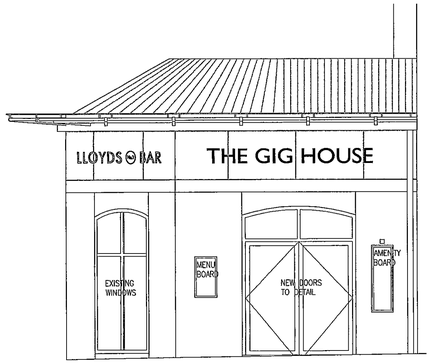

East Elevation

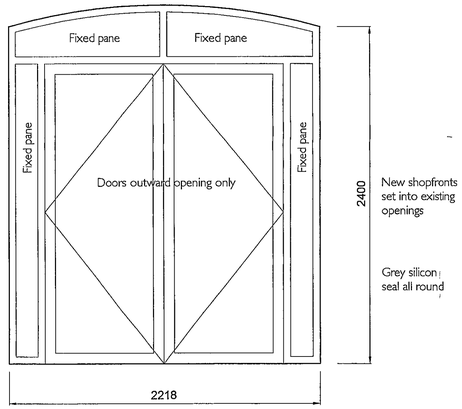

Elevation of new shopfront screens (3 No)

New steel shopfront to match existing in detail and finish. To include matching pressed cill, door handles, side parliament hinges, concealed flush bolts, cylinder lock, brush seals all round and 180 degree hold open stays. Windows and doors to be double glazed with 12mm air gap in 6,4mm toughened glass. Full shopfitting drawings from the manufacturer to be provided for approval.

Fire exit doors to include matching panic bars.

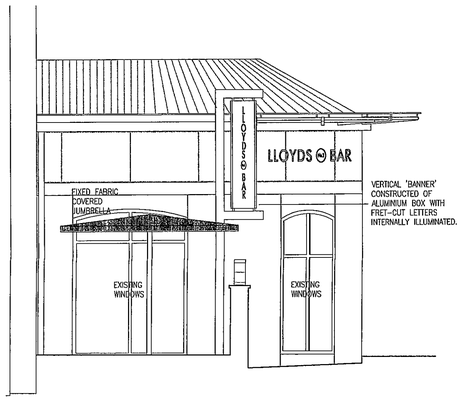

West Elevation

THE GIG HOUSE

PROPOSED HORIZONTAL SIGN (2 No).

BUILT UP METAL TROUGH, 425MM HIGH X 4250MM LONG WITH 100MM RETURNS, TO BE SPRAY PAINTED OR POWDER COATED, COLOUR RAL 7026 (DARK BLUE). LETTERS TO BE ILLUMINATED INTERNALLY WITH SINGLE LINE EXPOSED ICE BLUE NEON. LETTERING TO BE FIXED WITH STEEL SPACERS. SUPPLIED AND FITTED BY SIGNAGE CONTRACTOR.

THE GIG HOUSE

PROPOSED HORIZONTAL SIGN (1 No).

BUILT UP METAL TROUGH, 275MM HIGH X 3000MM LONG WITH 75MM RETURNS, TO BE SPRAY PAINTED OR POWDER COATED, COLOUR RAL 7026. LETTERS TO BE ILLUMINATED INTERNALLY WITH SINGLE LINE EXPOSED BLUE NEON. LETTERING TO BE FIXED WITH STEEL SPACERS. SUPPLIED AND FITTED BY SIGNAGE CONTRACTOR.

LLOYDS (No.1) BAR

PROPOSED HORIZONTAL SIGN (2 No).

BUILT UP METAL TROUGH, 180MM HIGH LETTERS, 1900MM LONG WITH 75MM RETURNS, TO BE SPRAY PAINTED OR POWDER COATED RAL 7026. LETTERING TO BE INTERNALLY ILLUMINATED WITH LOW VOLTAGE LED. FACE LETTERS TO HAVE OVERSIZED 3MM BLUE ACRYLIC FACE. LETTERING TO BE FIXED WITH STEEL SPACERS.

MENU CABINET (4 No).

4NO. INTERNALLY LIT MIRROR POLISHED STAINLESS STEEL FRAMES WITH GLASS FRONT. OVERALL DIMENSION 716MM HIGH X 508MM WIDE X 50MM DEEP. SUPPLIED BY SILVERBASES.

AMENITY BOARD (4 No).

4 NO. 600 WIDE x 1300MM HIGH X 50MM DEEP AMENITY BOARD,PAINTED, BOARD MIDNIGHT BLUE AND CREAM LETTERS WITH MIDNIGHT BLUE SIGNAGE LIGHT OVER. SUPPLIED BY GRIFFIN SIGNS.

LLOYDS (No.1) BAR

PROPOSED VERTICAL SIGN (1 No).

INTERNALLY LIT 14 GAUGE MILLED ALUMINIUM BOX 130MM DEEP X 1900MM HIGH X 460MM WIDE. LETTERING TO BE FRET CUT INTO ALUMINIUM SHEET BOTH SIDES AS SHOWN WITH BLUE ACRYLIC SHEET TO INNER FACE. 'BANNER' SUPPORTED OFF 150MM DIA. ZINC COATED 4500 HIGH STEEL POST AND RAILS, TO BE CONTINUOUSLY TIG WELDED AND RAILS TO BE SCALLOPED TO VERTICAL POST TO GIVE SEAMLESS JOINT. VERTICAL POST TO BE WELDED TO 600MM X 600MM X 12MM ZINC COATED BASEPLATE AND FIXED DOWN WITH 6NO. M20 RESIN BOLTS ALL METALWORK TO BE FINISHED WITH 2 PART AIR DRIED PAINT, COLOUR RAL 7005 TO SMOOTH FINISH.

REV D. ADDITIONAL LOUVRED PANELS ADDED TO S. ELEVATION
2no. EXISTING LOUVRED PANELS OMITTED FROM S. ELEV.~
FASCIA PANELS FINISH AMENDED~COLUMN LIGHTS
DESIGN REVISED 23-02-04

REV C. NAME CHANGED TO THE GIG HOUSE, COLOUR AND SIZE INFORMATION ADDED, NOTES ADDED. CT. 19.01.04

REV B. CHANGED TO LLOYDS NO 1, NEW SHOPFRONT REVISED. CT. 24.11.03

REV A. NEW VERTICAL ILLUMINATED BANNER AND JUMBRELLAS ADDED TO S.& W. ELEVATIONS~' THE WELLINGTON INN' SIGN OMITTED FROM W. ELEVATION~HANGING SIGN OMITTED AND REPLACED WITH NEON SIGN TO S. ELEVATION 22/10/03

lawrence beckingham field
LLF

ARCHITECTS INTERIORS LANDSCAPES

THE SAIL LOFT UNIHOUSE COURT 3-11 DOD STREET LONDON E14 7EC
TELEPHONE +44(0) 20 7536 2100 FAX +44(0) 20 7538 4442
http://www.lbfarchitects.co.uk
initial.surname@lbfarchitects.co.uk

Project:
WOKINGHAM COURTYARD DEVELOPMENT
DENMARK STREET
WOKINGHAM
RG40 2QF

Client:
J.D. WETHERSPOON PLC (pub no. 5148)

Drawing:
PROPOSED EXTERNAL ELEVATIONS
SHOWING SIGNAGE

Scale: 1/50 Drawn by: Checked by: Date: JULY 2003

Drg no:
2003/065/012 D

DO NOT SCALE FROM THIS DRAWING. ALL DIMENSIONS TO BE CHECKED ON SITE. REFER ANY DISCREPANCIES TO ARCHITECT. THIS DRAWING IS SUBJECT TO COPYRIGHT.

PLANNING SERVICES RECEIVED 26 FEB 2004

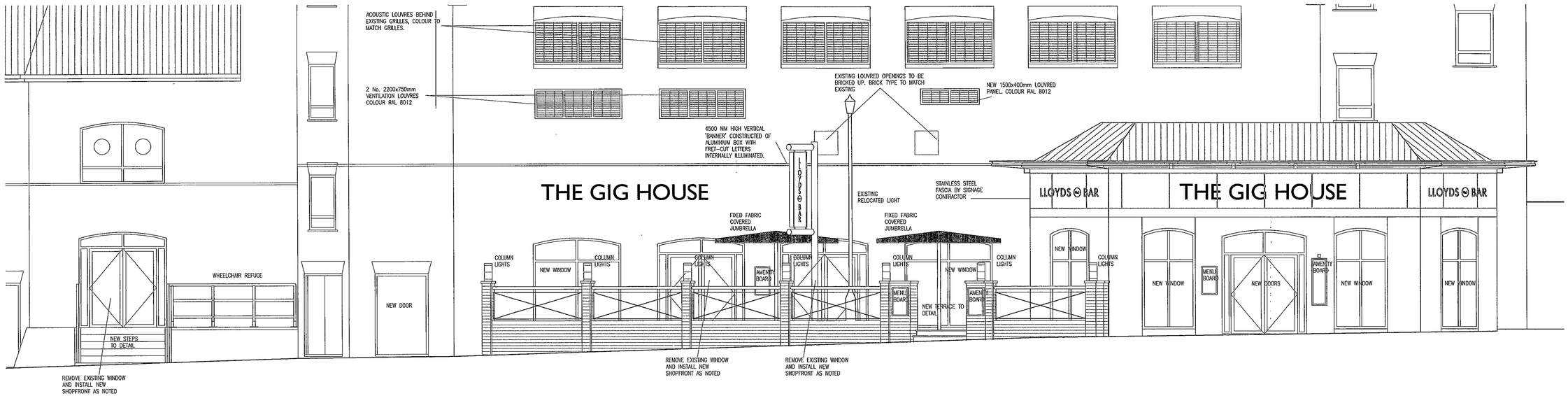

South Elevation

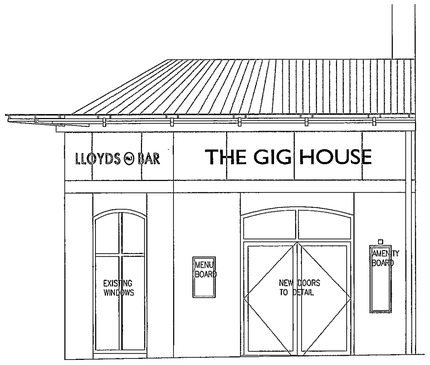

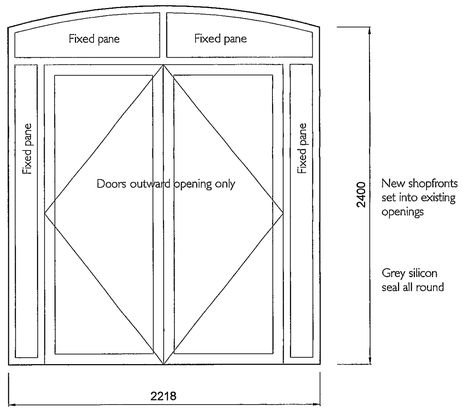

East Elevation

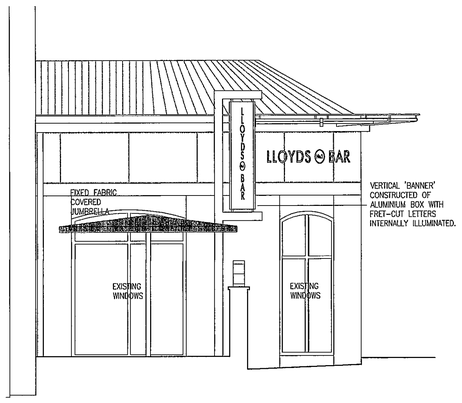

West Elevation

Elevation of new shopfront screens (3 No)

New steel shopfront to match existing in detail and finish. To include matching pressed cill, door handles, side parliament hinges, concealed flush bolts, cylinder lock, brush seals all round and 180 degree hold open stays. Windows and doors to be double glazed with 12mm air gap in 6,4mm toughened glass. Full shopfitting drawings from the manufacturer to be provided for approval.

Fire exit doors to include matching panic bars.

THE GIG HOUSE

PROPOSED HORIZONTAL SIGN (2 No).

Built up metal trough, 425mm high x 4250mm long with 100mm returns, to be spray painted or powder coated, colour RAL 7026 (dark blue). Letters to be illuminated internally with single line exposed ice blue neon. Lettering to be fixed with steel spacers. Supplied and fitted by Signage contractor.

THE GIG HOUSE

PROPOSED HORIZONTAL SIGN (1 No).

Built up metal trough, 275mm high x 3000mm long with 75mm returns, to be spray painted or powder coated, colour RAL 7026. Letters to be illuminated internally with single line exposed blue neon. Lettering to be fixed with steel spacers. Supplied and fitted by Signage contractor.

LLOYDS (No.1) BAR

PROPOSED HORIZONTAL SIGN (2 No).

Built up metal trough, 180mm high letters, 1900mm long with 75mm returns, to be spray painted or powder coated RAL 7026. Lettering to be internally illuminated with low voltage LED. Face letters to have oversized 3mm blue acrylic face. Lettering to be fixed with steel spacers.

MENU CABINET (4 No).

4no. internally lit mirror polished stainless steel frames with slabs front. Overall dimension 716mm high x 508mm wide x 50mm deep. Supplied by Silvercases.

AMENITY BOARD (4 No).

4 no. 600 wide x1200mm high x 50mm deep Amenity board,painted, board midnight blue and cream letters with midnight blue signage light over. Supplied by Griffin Signs.

LLOYDS (No.1) BAR

PROPOSED VERTICAL SIGN (1 No).

Internally lit 14 gauge milled aluminium box 130mm deep x 1900mm high x 460mm wide lettering to be fret cut into aluminium sheet both sides as shown with blue acrylic sheet to inner face. 'Banner' supported off 150mm dia. zinc coated 4500 high steel post and rails, to be continuously tig welded and rails to be scalloped to vertical post to give seamless joint. Vertical post to be welded to 600mm x 600mm x 12mm zinc coated baseplate and fixed down with 6no. M20 resin bolts all metalwork to be finished with 2 part air dried paint, colour RAL 7005 to smooth finish.

REV D. ADDITIONAL LOUVRED PANELS ADDED TO S. ELEVATION
2no. EXISTING LOUVRED PANELS OMITTED FROM S. ELEV.~
FASCIA PANELS FINISH AMENDED~COLUMN LIGHTS
DESIGN REVISED 23-02-04

REV C. NAME CHANGED TO **THE GIG HOUSE, COLOUR AND SIZE INFORMATION ADDED, NOTES ADDED. CT. 19.01.04**

REV B. CHANGED TO LLOYDS NO 1, NEW SHOPFRONT REVISED. CT. 24.11.03

REV A. NEW VERTICAL ILLUMINATED BANNER AND JUMBRELLAS ADDED TO S.& W. ELEVATIONS~' THE WELLINGTON INN' SIGN OMITTED FROM W. ELEVATION~HANGING SIGN OMITTED AND REPLACED WITH NEON SIGN TO S. ELEVATION 22/10/03

lawrence beckingham field
LLF
ARCHITECTS INTERIORS LANDSCAPES
THE SAIL LOFT LIMEHOUSE COURT 3-11 DOD STREET LONDON E14 7EC
TELEPHONE +44(0) 20 7536 2100 FAX +44(0) 20 7538 4442
http://www.lbfarchitects.co.uk
initial.surname@lbfarchitects.co.uk

Project:
WOKINGHAM COURTYARD DEVELOPMENT
DENMARK STREET
WOKINGHAM
RG40 2QF

Client:
J.D. WETHERSPOON PLC (pub no. 5148)

Drawing:
PROPOSED EXTERNAL ELEVATIONS
SHOWING SIGNAGE

Scale: 1/50 Drawn by: Checked by: Date: JULY 2003

Drg no:
2003/065/012 D

DO NOT SCALE FROM THIS DRAWING. ALL DIMENSIONS TO BE CHECKED ON SITE. REFER ANY DISCREPANCIES TO ARCHITECT. THIS DRAWING IS SUBJECT TO COPYRIGHT.

PLANNING SERVICES	HPT
POL	TLS
DC	IBN
APP	
CS	

26 FEB 2004

COPIES TO: ACK, FILE

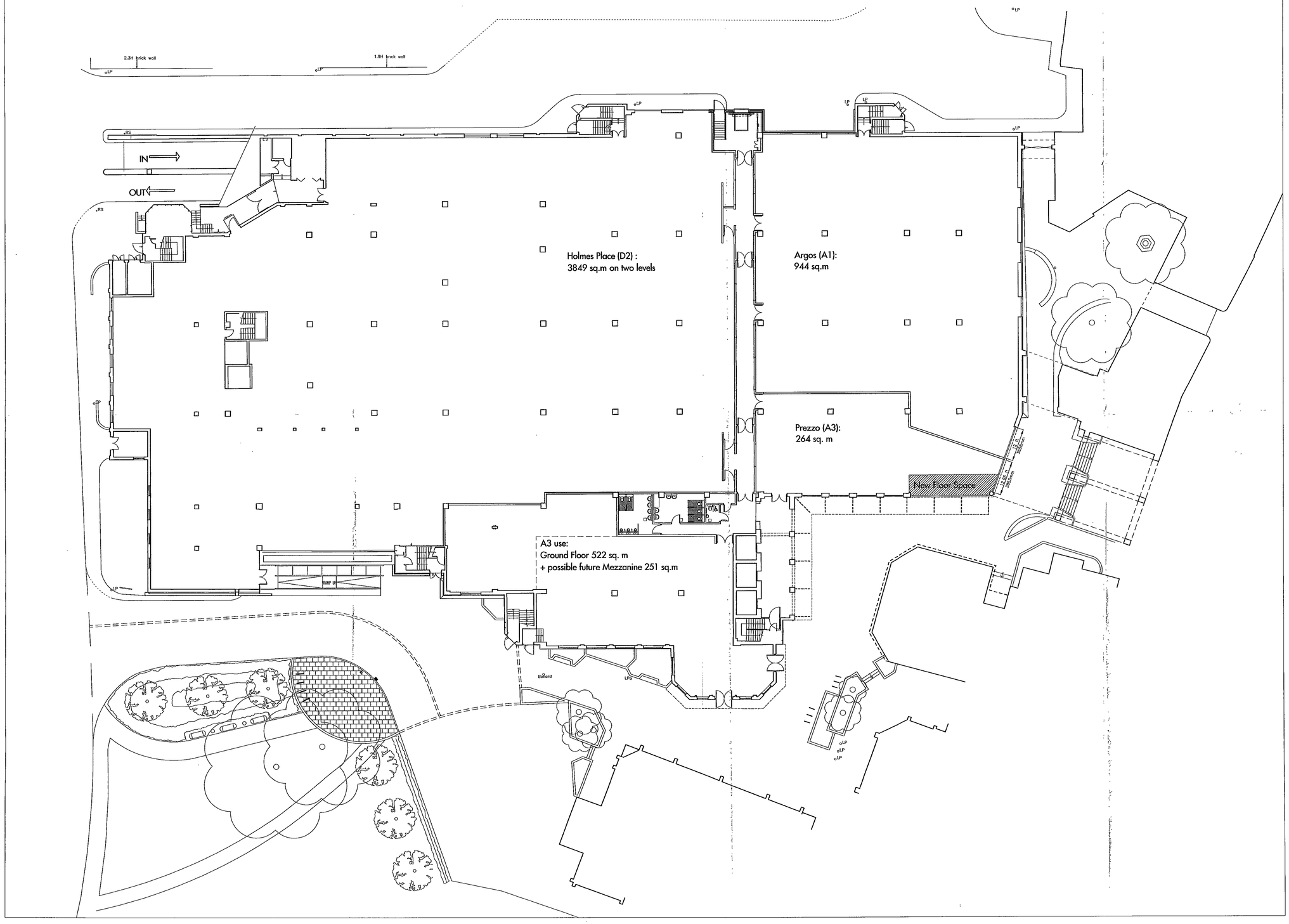

NOTES

1. Do not scale from this drawing.
2. All setting out and check dimensions are to be verified by the contractor on site. Upon receipt of this drawing, any discrepancies are to be reported to the Architect/Supervising Officer immediately.
3. The positions of all existing services are to be verified by the contractor on site.
4. Where applicable, all dimensions of existing buildings are to be verified on site. Structural grid dimensions, where indicated, are nominal. Where applicable, the actual position of installed structural members may vary from the nominal grid.
5. This drawing is to be read in conjunction with the appropriate Architects and Consultants drawings and specifications.
6. All work is to be carried out in accordance with current health and safety regulations.
7. Copyright reserved by Kemp Muir Wealleans ©

09 DEC 2002 8:06

APPROVED

A 05-12-02 Dimension changed to metric (AR)

JOB The Plaza
Denmark Street, Wokingham

TITLE Ground Floor Plan/ Subdivision large unit

PROJECT No.	DWG No.	SCALE
9806	AL11-Option 2	1:200 @ A1
DATE 27.11.02	REV. A	DRAWN BY AR
CHECKED	CAD REF. Archive/AP/Argos/AL11option2	

kemp muir wealleans architects designers
247-249 Cromwell Road London SW5 9GA
T + 44 (0)20 7370 9830 F + 44 (0)20 7373 5993
mail@kmw.co.uk

NOTES:

STRUCTURE :	ALL STRUCTURAL COMPONENTS TO COMPLY WITH BS 476 PART B
	ALL PARTITION WALLS CONSTRUCTED FROM 75MM GYPROC METAL STUD WITH 15MM FIRELINE BOARD AND 3MM SKIM COAT TO BOTH SIDES
KITCHEN & TOILETS :	ALL WALLS FINISHED FULL HEIGHT IN WHITE CERAMIC TILES. CEILING IN 2 No. COATS EGGSHELL
VENTILATION :	
KITCHEN	25-40 AC/HR. GREASE FILTERS UNDER EXTRACT HOODS
PUBLIC AREAS	15-25 AC/HR. VENTILATION TO BE A BALANCED DUCTED SYSTEM
TOILETS	8-12 AC/HR. WITH VENTED LOBBIES
FINISHES :	
PUBLIC AREAS	WALLS/CEILINGS TO CLASS '1' SSF AS BS 476 PART 7
EXIT ROUTES	WALLS/CEILINGS TO CLASS "0' SSF AS BS 476 PART 7
EMERGENCY LIGHTING	TO COMPLY WITH BS 5266 PART 1 SECONDARY LIGHTING SYSTEM
FIRE ALARMS	TO COMPLY WITH BS 5839 PARTS 1 & 2 LINKED TO VENTILATION SUPPLY SYSTEM
FIRE EQUIPMENT	TO COMPLY TO BS 5306 PART 3 1985
FIRE SIGNS	TO COMPLY WITH BS 5499 PART3 1990
FURNITURE	TO COMPLY WITH BS 7176 MEDIUM HAZARD
CURTAINS & DRAPES	TO COMPLY WITH BS 5867 PART 2 TYPE 5
CARPETS	TO COMPLY WITH BS 4790.1987
FD30s	SELF-CLOSING FIRE RESISTANT DOORS TO BS 476 PARTS 22 & 31 DOORS TO HAVE COMBINED SMOKE/ INTUMESCENT SEALS
PB50	1/2 HR FIRE RESISTANT DOORS WITH PANIC BARS & 50mm HIGH LETTERING
EXIT DOORS/ ROUTES	ALL EXIT ROUTES TO HAVE CLEAR EGRESS AT ALL TIMES & TO BE FITTED WITH PANIC BARS ONLY
STORES	TO HAVE 'FIRE DOOR-KEEP SHUT' SIGNS
•	NON-MAINTAINED SECONDARY LIGHTS BS 5822 PART 1-3HR ILLUMINATORS
▬	MAINTAINED EXTERNAL EM. LIGHTS
▬	MAINTAINED EXT. LIGHT WITH 100mm HIGH GRAPHICS
◎	FIRE ALARM CALL POINT
	FIRE ALARM BELL SOUNDER
V	VOICE ACTIVATED FIRE ALARM SOUNDER
	SMOKE DETECTOR WITH COMBINED FIRE ALARM
	HEAT DETECTOR
	4.5 KG AFFF EXTINGUISHER
	2 KG CO^2 FIRE EXTINGUISHER
FB1	FIRE BLANKET 1,2m X 1.2m
V	STAFF FIRE ALARM VISUAL WARNING
	ANSUL FIRE SUPPRESSION SYSTEM
	Public licensed areas

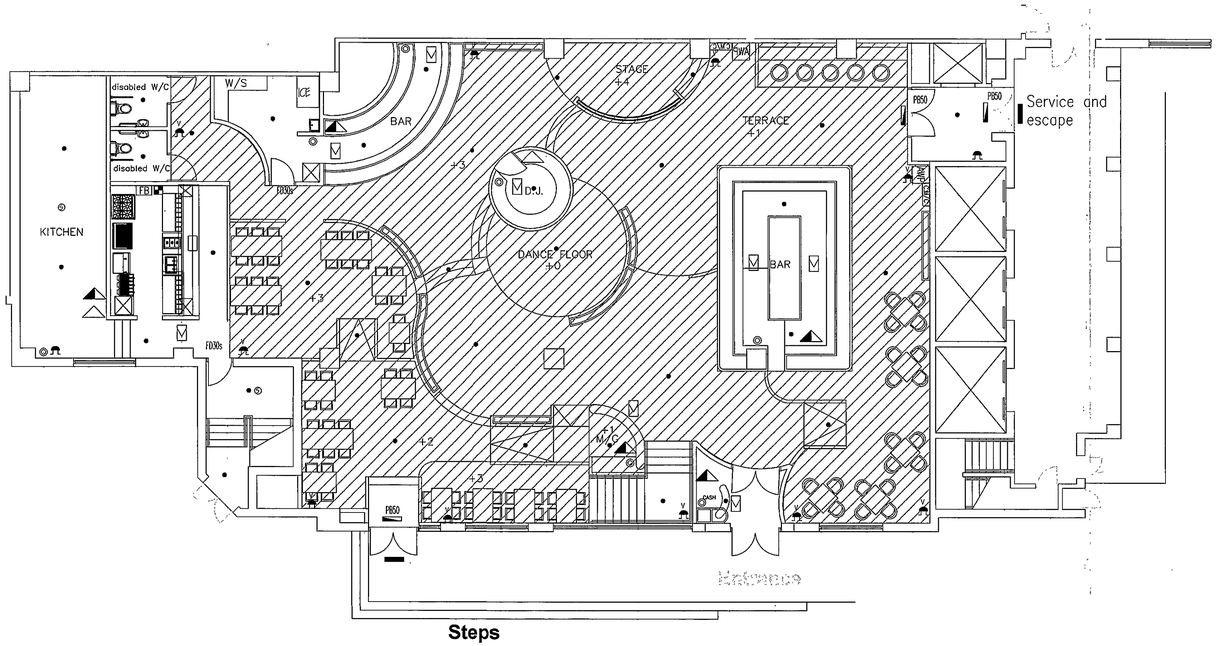

PROPOSED GROUND FLOOR

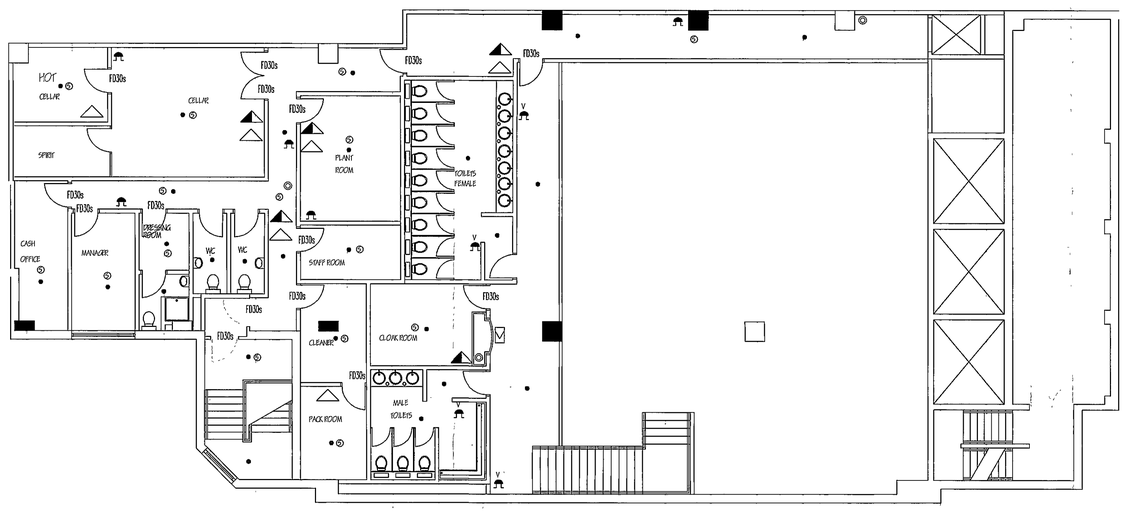

PROPOSED MEZZANINE FLOOR

SCOTT DESIGN
2 Woburn Street, Ampthill, Beds. MK45 2HP
TEL. 01525 840040 FAX. 01525 840107
E-mail: scottdesigngroup@aol.com

CLIENT: Luminar Leisure Ltd

PROJECT: Chicago Rock Cafe - Wokingham

DRAWING TITLE: Licensing Plan

DRAWING No.	REVISION
04.149.02	
SCALE @ A1: 1:100	DATE: July. 02
DRAWN	CHECKED

NOTES:

STRUCTURE :	ALL STRUCTURAL COMPONENTS TO COMPLY WITH BS 476 PART B ALL PARTITION WALLS CONSTRUCTED FROM 75MM GYPROC METAL STUD WITH 15MM FIRELINE BOARD AND 3MM SKIM COAT TO BOTH SIDES
KITCHEN & TOILETS :	ALL WALLS FINISHED FULL HEIGHT IN WHITE CERAMIC TILES. CEILING IN 2 No. COATS EGGSHELL
VENTILATION :	
KITCHEN	25-40 AC/HR. GREASE FILTERS UNDER EXTRACT HOODS
PUBLIC AREAS	15-25 AC/HR. VENTILATION TO BE A BALANCED DUCTED SYSTEM
TOILETS	8-12 AC/HR. WITH VENTED LOBBIES
FINISHES :	
PUBLIC AREAS	WALLS/CEILINGS TO CLASS '1' SSF AS BS 476 PART 7
EXIT ROUTES	WALLS/CEILINGS TO CLASS "0' SSF AS BS 476 PART 7
EMERGENCY LIGHTING	TO COMPLY WITH BS 5266 PART 1 SECONDARY LIGHTING SYSTEM
FIRE ALARMS	TO COMPLY WITH BS 5839 PARTS 1 & 2 LINKED TO VENTILATION SUPPLY SYSTEM
FIRE EQUIPMENT	TO COMPLY TO BS 5306 PART 3 1985
FIRE SIGNS	TO COMPLY WITH BS 5499 PART3 1990
FURNITURE	TO COMPLY WITH BS 7176 MEDIUM HAZARD
CURTAINS & DRAPES	TO COMPLY WITH BS 5867 PART 2 TYPE 5
CARPETS	TO COMPLY WITH BS 4790.1987
FD30s	SELF-CLOSING FIRE RESISTANT DOORS TO BS 476 PARTS 22 & 31 DOORS TO HAVE COMBINED SMOKE/ INTUMESCENT SEALS
PB50	1/2 HR FIRE RESISTANT DOORS WITH PANIC BARS & 50mm HIGH LETTERING
EXIT DOORS/ ROUTES	ALL EXIT ROUTES TO HAVE CLEAR EGRESS AT ALL TIMES & TO BE FITTED WITH PANIC BARS ONLY
STORES	TO HAVE 'FIRE DOOR-KEEP SHUT' SIGNS
•	NON-MAINTAINED SECONDARY LIGHTS BS 5822 PART 1-3HR ILLUMINATORS
▬	MAINTAINED EXTERNAL EM. LIGHTS
▬	MAINTAINED EXT. LIGHT WITH 100mm HIGH GRAPHICS
◎	FIRE ALARM CALL POINT
	FIRE ALARM BELL SOUNDER
V	VOICE ACTIVATED FIRE ALARM SOUNDER
◎	SMOKE DETECTOR WITH COMBINED FIRE ALARM
◎	HEAT DETECTOR
	4.5 KG AFFF EXTINGUISHER
	2 KG CO^2 FIRE EXTINGUISHER
FB	FIRE BLANKET 1.2m X 1.2m
V	STAFF FIRE ALARM VISUAL WARNING
	ANSUL FIRE SUPPRESSION SYSTEM
	Public licensed areas

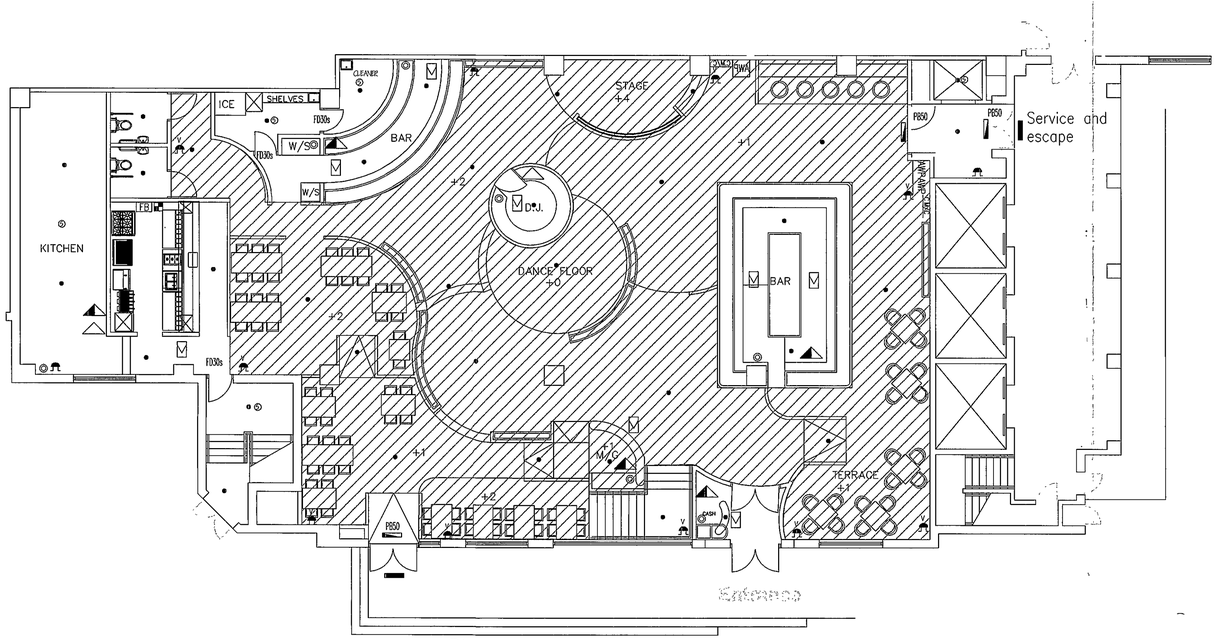

PROPOSED GROUND FLOOR

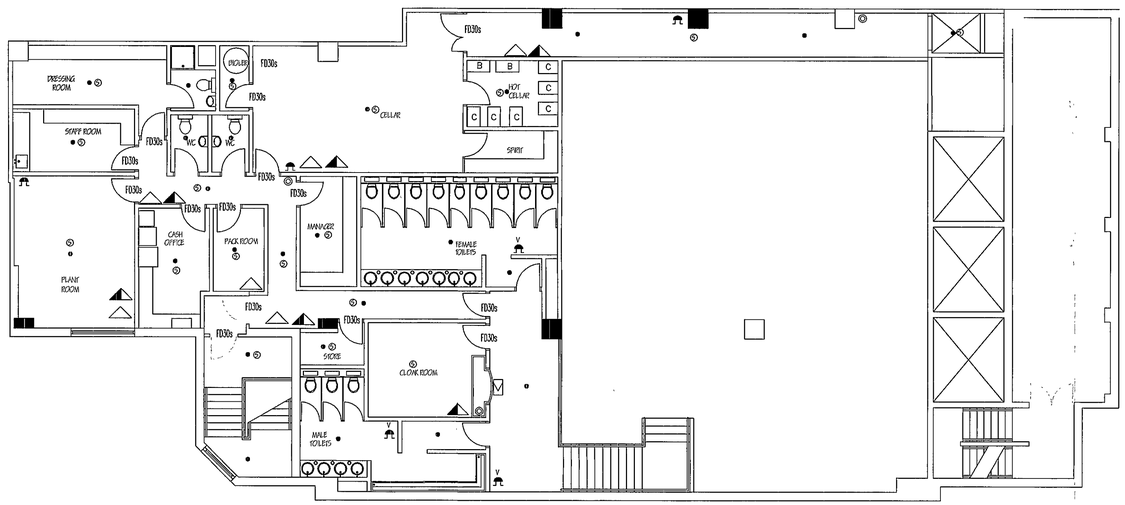

PROPOSED MEZZANINE FLOOR

A	11.10.02	Amending the floors' level for the ground floor and first floor layout.

SCOTT DESIGN
2 Woburn Street, Ampthill, Beds. MK45 2HP
TEL. 01525 840040 FAX. 01525 840107
E-mail: scottdesigngroup@aol.com

CLIENT: Luminar Leisure Ltd

PROJECT: Chicago Rock Cafe - Wokingham

DRAWING TITLE: Licensing Plan

DRAWING No.	REVISION
04.149.02	A
SCALE @ A1: 1:100	DATE: Jul. 02
DRAWN	CHECKED

7 OCT 2002

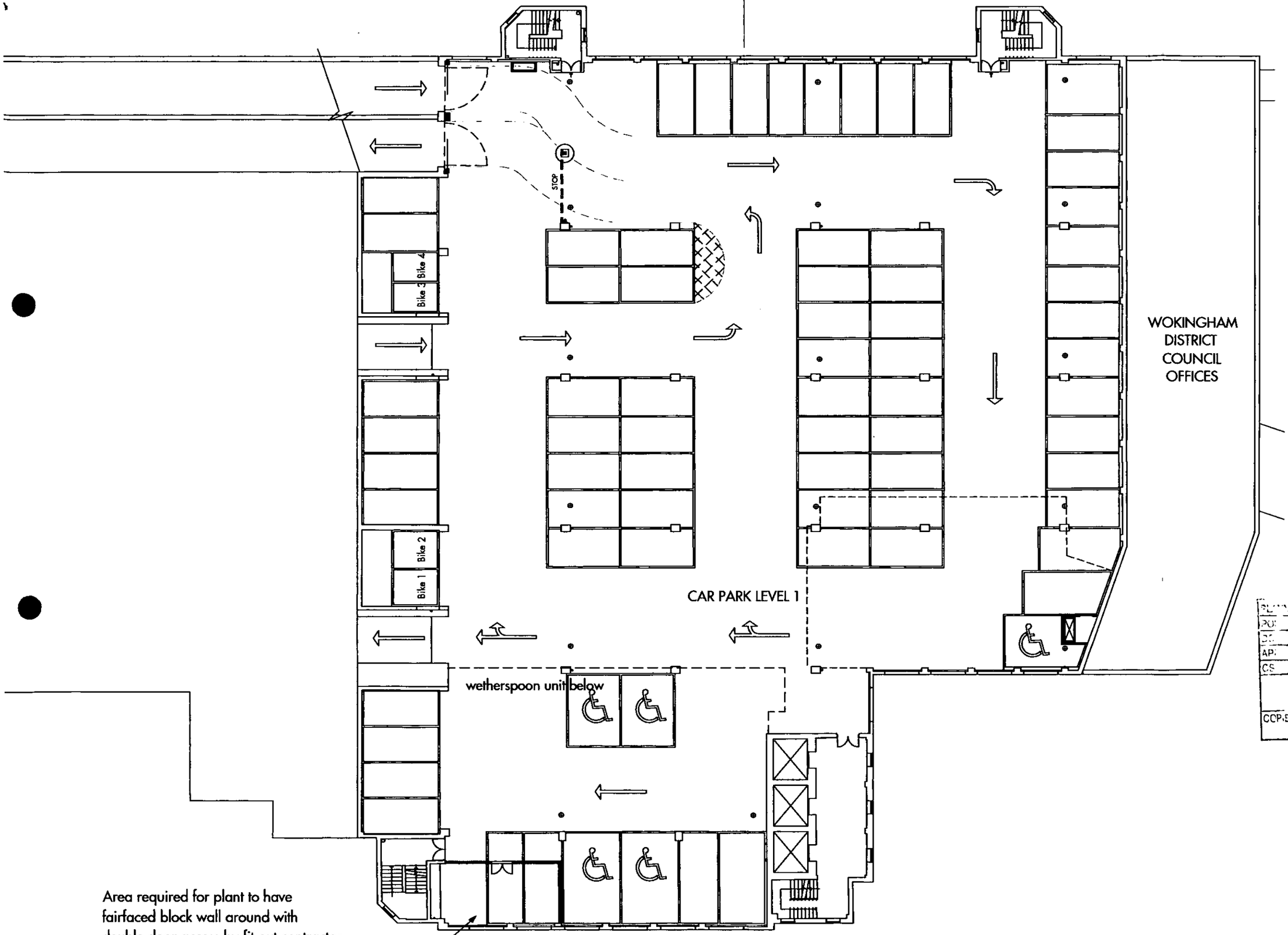

NOTES

1. Do not scale from this drawing.
2. All setting out and check dimensions are to be verified by the contractor on site. Upon receipt of this drawing, any discrepancies are to be reported to the Architect/Engineering Officer immediately.
3. The positions of all existing services are to be verified by the contractor on site.
4. Where applicable, all dimensions of existing buildings are to be verified on site. Structural grid dimensions, where indicated, are nominal. Where applicable, the initial position of installed structures are who only deviate from the nominal grid.
5. This drawing is to be used in conjunction with the appropriate Architects and Consultants drawings and specifications.
6. All works to be carried out in accordance with current health and safety regulations.
7. Copyright reserved by Kemp Muir Wealleans ©

PLANNING
PO:
DC:
AP:
CS
21 JAN 2003
COPIES TO:

E	19-01-04	Plant enclosure added (AR)
D	12-02-03	Works for Prezzo (AR)
C	27-11-02	DRAWING UPDATED FOR RECORD SET. (JGB)
B	15-05-02	Drawing resized to A0, new grid added. Car Park control equipment added. (JP)
A	05-03-02	Note for ramp added. (AR)

JOB: Wokingham Courtyard Development, Wokingham

TITLE: Proposed Car park level 1

PROJECT No.	DWG No.	SCALE
9806	AL 13	1:250 @ A3
DATE 06.09.02	REV E	DRAWN BY AR
CHECKED	CAD ID AL13	

kemp muir wealleans architects designers

247-249 Cromwell Road London SW5 9GA
T + 44 (0)20 7370 9830 F + 44 (0)20 7373 5993
mail@kmw.co.uk

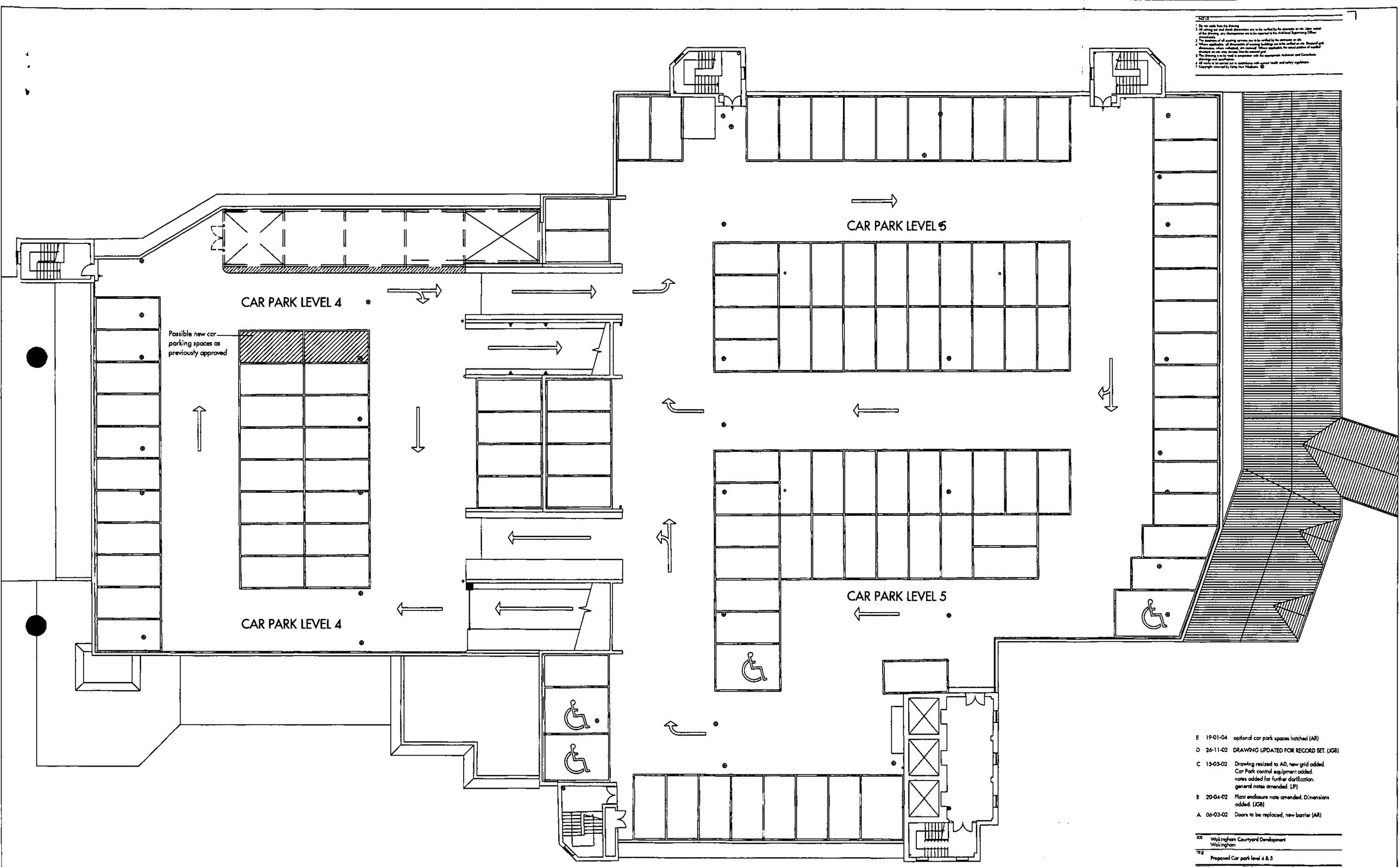

NOTES

1. Do not scale from this drawing
2. All setting out and check dimensions are to be verified by the contractor on site. Upon receipt of this drawing, any discrepancies are to be reported to the Architect/ Supervising Officer immediately.
3. The positions of all existing services are to be verified by the contractor on site.
4. Where applicable, all dimensions of existing buildings are to be verified on site. Structural grid dimensions, where indicated, are nominal. Where applicable, the actual position of modified structure on site may deviate from the nominal grid.
5. This drawing is to be read in conjunction with the appropriate Architects and Consultants drawings and specifications.
6. All works to be carried out in accordance with current health and safety regulations.
7. Copyright reserved by Kemp Muir Wealleans ©

E	19-01-04	optional car park spaces hatched (AR)
D	26-11-02	DRAWING UPDATED FOR RECORD SET. (JGB)
C	15-05-02	Drawing resized to A0, new grid added. Car Park control equipment added. notes added for further clarification. general notes amended. (JP)
B	20-04-02	Plant enclosure note amended. Dimensions added. (JGB)
A	06-03-02	Doors to be replaced, new barrier (AR)

JOB: Wokingham Courtyard Development
Wokingham

TITLE: Proposed Car park level 4 & 5

PROJECT No.	DWG No.	SCALE
9806	AL15	1:250 @ A3
DATE 06.09.02	REV E	DRAWN BY AR
CHECKED	CAD REF. AL15	

kemp muir wealleans architects designers

247-249 Cromwell Road London SW5 9GA
T + 44 (0)20 7370 9830 F + 44 (0)20 7373 5993
mail@kmw.co.uk

Location of Planning Application

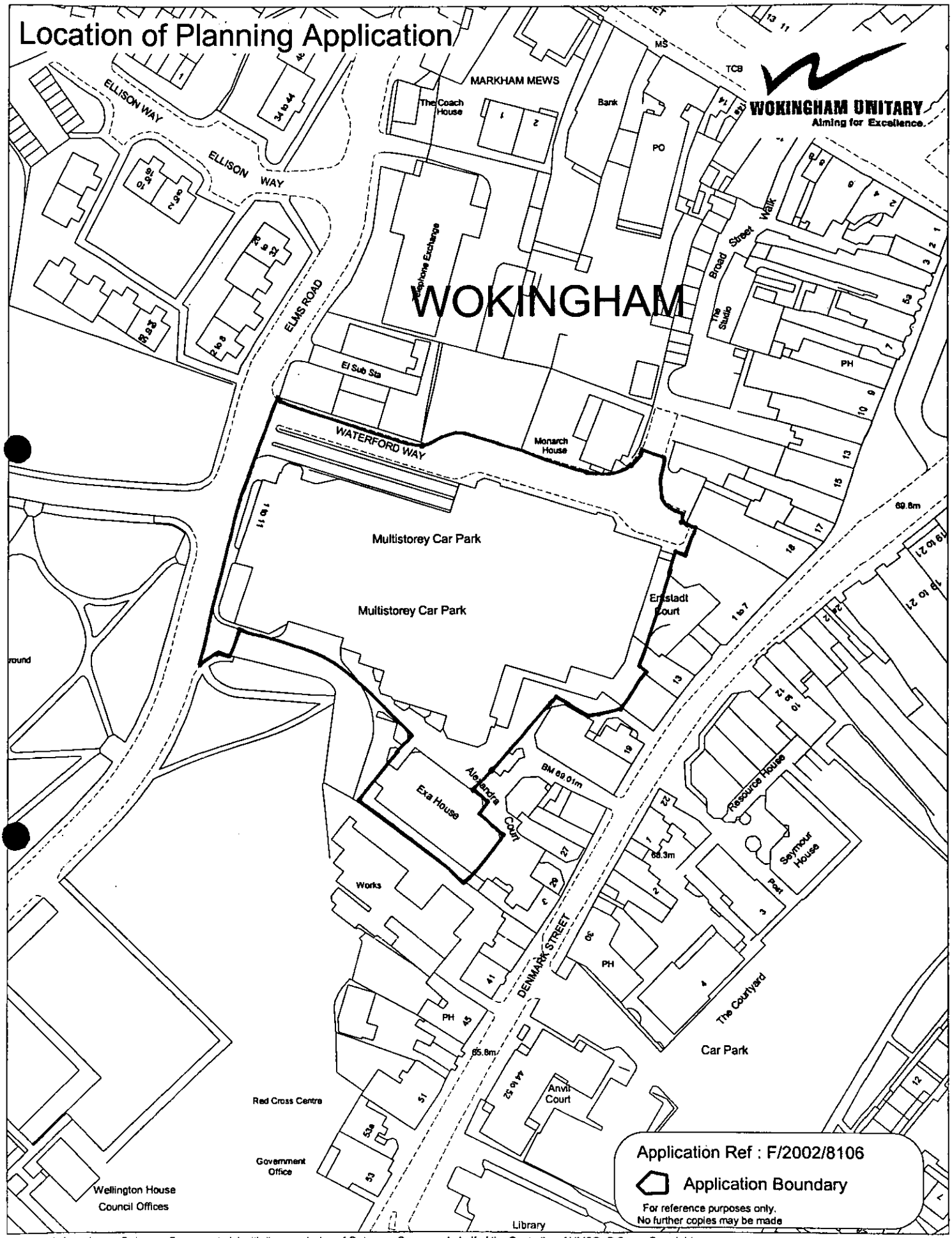

This map is based upon Ordnance Survey material with the permission of Ordnance Survey on behalf of the Controller of HMSO. © Crown Copyright.
Unauthorised reproduction infringes Crown Copyright and may lead to prosecution or civil proceedings.Wokingham District Council Licence LA086134

Development Control,Wokingham District Council.
30 December 2002

Scale: 1 : 1250

N
W E
S

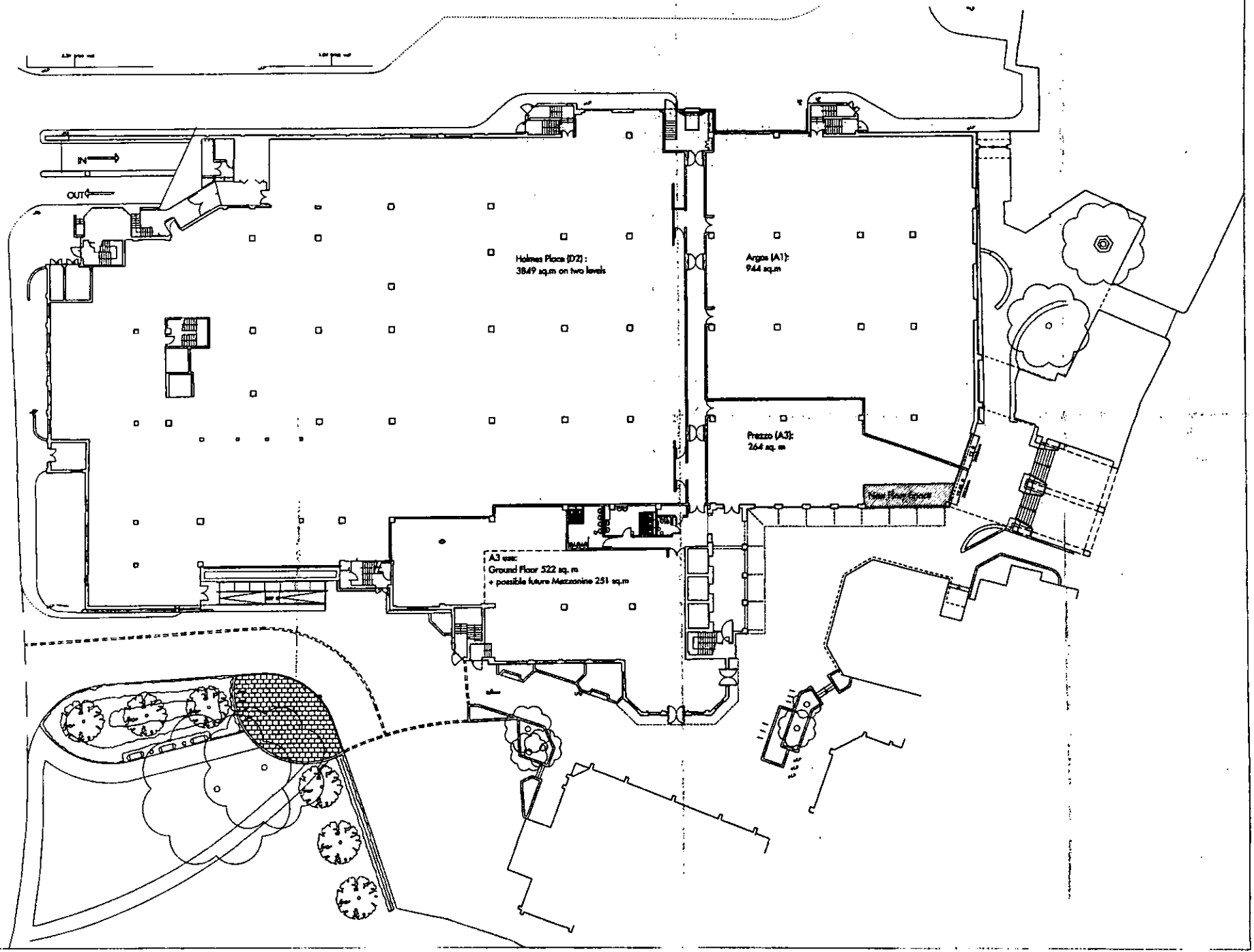

09 oct 2002 8:36

A 05-12-02 Dimension changed in metric (AR)

kemp muir wealleans



East Elevation existing



South Elevation existing

09.DEC.2002 8106



East Elevation proposed



South Elevation proposed

NOTES

1. Do not scale from this drawing
2. All setting out and check dimensions are to be verified by the contractor on site. Upon receipt of this drawing, any discrepancies are to be reported to the Architect/Supervising Officer immediately.
3. The positions of all existing services are to be verified by the contractor on site.
4. Where applicable, all dimensions of existing buildings are to be verified on site. Structural grid dimensions, where indicated, are nominal. Where applicable, the actual position of landed structure on site may deviate from the nominal grid.
5. This drawing is to be read in conjunction with the appropriate Architect and Consultant drawings and specifications.
6. All works to be carried out in accordance with current health and safety regulations.
7. Copyright reserved by Kemp Muir Wealleans ©

JOB The Plaza
Denmark Street, Wokingham

TITLE Existing and Proposed elevations

PROJECT No.	DWG No.	SCALE
9806	AL17 - option2	1:100 @ A2
DATE Dec. 2002	REV.	DRAWN BY AR
CHECKED	CAD REF. archive/AP/argos	

kemp muir wealleans architects designers

247-249 Cromwell Road London SW5 9GA
T + 44 (0)20 7370 9830 F + 44 (0)20 7373 5993
mail@kmw.co.uk