F/2002/7004
PP NOT REQUIRED - CHANGED TO INTERNAL LAYOUT OF EXISTING EQUIPMENT CABIN -

Incorporating Commpro Telecommunications

TCI, Willow Court, Minns Business Park, 7 West Way
Oxford, OX2 0JB. United Kingdom
T +44 (0) 1865 261 300 F +44 (0) 1865 261 301

M +44 (0)7909 523259
mike.williams@tcipl.com
www.tci.net

88648

EV

01 JUL 2005

ACK
FILE

Wokingham District Council
Planning Dept
Civic Offices
Shute End
Wokingham
RG40 1BN

30 June 2005

For the attention of the Chief Planning Officer

Dear Sirs

OK.

NOTICE IN ACCORDANCE WITH THE ELECTRONIC COMMUNICATIONS CODE (CONDITIONS AND RESTRICTIONS) REGULATIONS 2003, FOR A TELECOMMUNICATIONS INSTALLATION, THAT IS PERMITTED BY PART 24 OF SCHEDULE 2 OF THE TOWN AND COUNTRY PLANNING (GENERAL PERMITTED DEVELOPMENT) ORDER 1995 (AS AMENDED[1])

FOR A TELECOMMUNICATIONS INSTALLATION AT VINE RIDGE FARM, 19 SANDY LANE, BARKHAM, WOKINGHAM, RG40 1DD (CELL 61260)

T-Mobile (UK) Limited has been licensed to operate a Universal Mobile Telecommunication Systems (UMTS) network until 2021 in the 2100MHz (2.1GHz) frequency. In order to facilitate the provision of an Electronic Communications Network, the Electronic Communications Code (schedule 2 to the Telecommunications Act 1984, as amended by Schedule 3 to the Communications Act 2003) has been applied to T-Mobile (UK) Limited.

T-Mobile's proposed development, as indicated on the attached drawings, is permitted by Part 24 of Schedule 2 of the Town and Country Planning (General Permitted Development) Order 1995 (As Amended[1]) and does not fall within the categories of development that require prior approval of siting and appearance under the 56 day planning procedure. We therefore believe that the proposed development can proceed without a specific planning approval from the local planning authority.

This notice is served in accordance with Regulation 5 of the Electronic Communications Code (Conditions and Restrictions) Regulations 2003. The regulations require that if the planning authority wish to make any observations under these regulations they should do so within one calendar month of the date of receipt of this notice. T-Mobile will not carry out the development prior to the expiry of this period, or prior to the receipt of a letter stating no objection, whichever is the sooner.

[1] by SI 2001 No.2718

TCI Group is the trading name of:

TCI Renewables Limited. Company Number: 5360262
Total Communications Infrastructure. Company Number: 3433852
Commpro Acquisition Services Limited. Company Number: 3453076
Commpro Communications Limited (Eire). Company Number: 402168
Total Communications Installations. Company Number: 4140057

The proposed development comprises the addition of three panel antenna to the existing installation. The overall height of the installation will be identical to the existing installation when the works have been completed.

The proposed site has been chosen as a location to provide coverage for T-Mobile's 3G network, currently being developed and installed throughout the United Kingdom. It should be noted that much of their 2G network is already in place and T-Mobile are focusing on the rollout of their 3G network. Where appropriate, 3G equipment is being installed on existing 2G sites. However, the significant differences in technology mean that additional 3G sites will be required to provide for the necessary network coverage.

For the avoidance of any doubt we would take this opportunity to confirm that the RF emissions from our client's equipment fall well within ICNIRP guidelines, as recommended by Stewart on a precautionary basis (PPG8, paragraph 91).

T-Mobile has made a firm commitment to try and improve consultation with Local Authorities, interest groups and the general public. T-Mobile has therefore established a dedicated call centre and e-mail address. When contacting the Community Affairs Team, if the enquirer can have the 'Site ID'/'Cell Reference Number' or the site address, it will enable their query to be dealt with more effectively. The 'Network Information Line' phone number is 0870 3216047 and the dedicated e-mail address is networkinfo@t-mobile.co.uk. Please do not have any hesitation in providing this information to any member of the general public.

We trust that the enclosed information is satisfactory. Should you require any further details, please do not hesitate to contact myself or my colleague Jon Manson on the telephone number detailed on the first page.

Yours faithfully

Mike Williams
On behalf of T-Mobile (UK) Limited

Enclosures

1. 1no. set of drawings, No. 61260 010A/012A/013A/016A
2. Declaration of Conformity with ICNIRP Public Exposure Guidelines

Mike Williams

Acquisition Surveyor

TCI Group is the trading name of:

TCI Renewables Limited. Company Number: 5360262
Total Communications Infrastructure. Company Number: 3433852
Commpro Acquisition Services Limited. Company Number: 3453076
Commpro Communications Limited (Eire). Company Number: 402168
Total Communications Installations. Company Number: 4140057

Drg No: 61260/010

SITE LOCATION

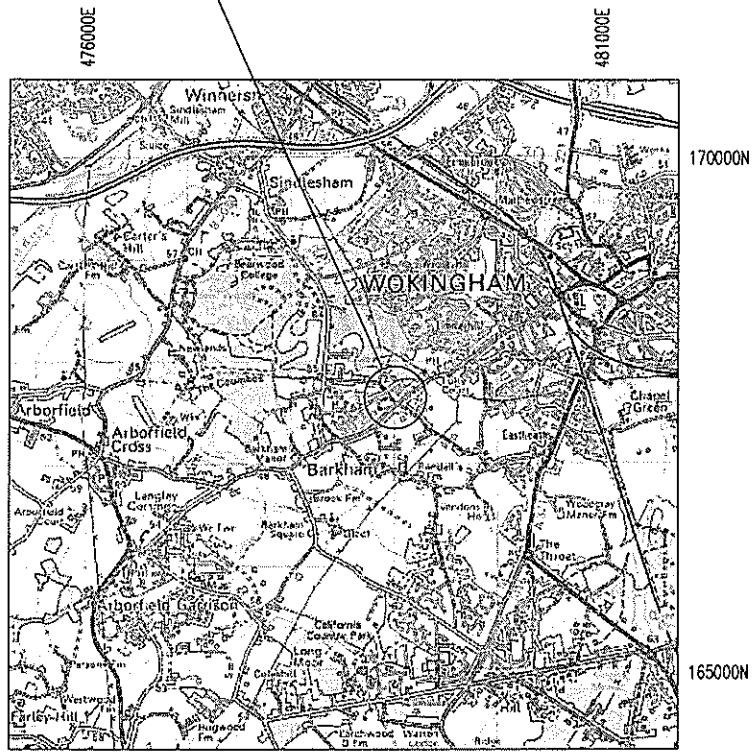

SITE LOCATION PLAN

Reproduced from Landranger 1:50,000 map No. 175 by permission of the Ordnance Survey®
on behalf of the Controller of Her Majesty's Stationery Office © Crown Copyright
All rights reserved
License No. AL 100031658

SITE LOCATION

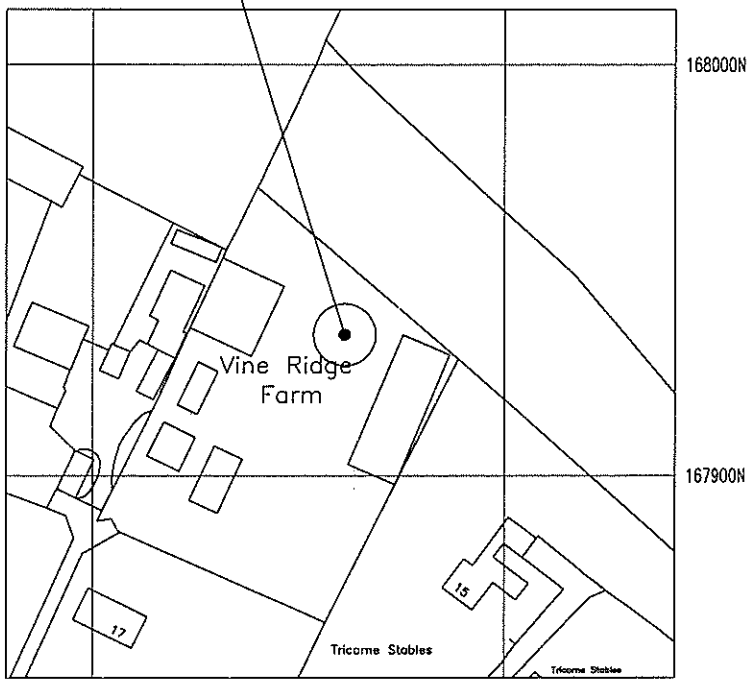

SITE LOCATION PLAN

Reproduced from Landranger 1:1,250 map by permission of the Ordnance Survey®
on behalf of the Controller of Her Majesty's Stationery Office © Crown Copyright
All rights reserved
License No. AL 100020449

NOTES

1.1 Due to possible discrepancies arising during reprographic processes Do not scale this drawing.

1.2 All dimensions are in mm unless otherwise specified.

1.3 Assume all site details are existing unless otherwise specified.

	Date		Ch'd	Approv
Mn	Drawn			
	Date		Ch'd	Approv
Mn	Drawn			
A	Date 27.05.05	First issue	Ch'd	Approv
Mn	Drawn GL		MC	JL

T-Mobile

T-Mobile (UK) Ltd

COMMPRO design

tci, willow court, minns business park,
7 west way, oxford, OX2 0JB
tel +44 (0) 1865 261 300 fax +44 (0) 1865 261 301
www.tci.net

Site name & Address:
(61260 VINE RIDGE FARM)
VINE RIDGE FARM
19 SANDY LANE
BARKHAM, WOKINGHAM
BERKSHIRE, RG41 4DD

Title:
SITE LOCATION PLAN

Purpose of issue:
INFORMATION

Drawing no:
61260/010

Commpro job no:	Site co-ordinates:
TM-0119	478961/167934

Issue:	Scale:		Ch'd:	Date:
A	AS SHOWN		MC	27.05.05
	Drn: GL	Date: 27.05.05	Approv: JL	Date: 27.05.05

Drg No: 51260/012

T-UK Exclusion Zones conform to the ICNIRP Reference Level for limiting RF exposure to members of the general public.

Grid North

T-UK ANTENNA SCHEDULE

EXISTING	ORIENTATION	HEIGHT CTR (m)	TYPE	SIZE	LENGTH (m)	SIZE	LOSS Db
C1A1	0°	21.7	ANTENNA	T.B.A.	28.0	LDF 5-50	1.8672
C2A1	120°	21.7	ANTENNA	T.B.A.	28.0	LDF 5-50	1.8672
C3A1	240°	21.7	ANTENNA	T.B.A.	28.0	LDF 5-50	1.8672
PROPOSED	ORIENTATION	HEIGHT CTR (m)	TYPE	SIZE	LENGTH (m)	SIZE	LOSS Db
uA1	0°	21.7	ANTENNA	T.B.A.	31.0	VXL 5-50	2.5247
uB1	90°	21.7	ANTENNA	T.B.A.	31.0	VXL 5-50	2.5247
uC1	240°	21.7	ANTENNA	T.B.A.	31.0	VXL 5-50	2.5247

Note:- Feeder length taken from antenna to feeder gland

T-UK FEEDER LENGTHS

T-UK DISH DETAILS

DISH I.D	D1 Future	D2 Future	D3 Future	D4 Future
DISH SIZE ø (mm)	–	–	–	–
HEIGHT A.G.L (m)	–	–	–	–
POLE TAG REF.	–	–	–	–
BEARING °E.G.N	–	–	–	–
SITE LINK	–	–	–	–
SITE NAME	–	–	–	–
T.N.E No.	–	–	–	–
M.L No.	–	–	–	–
RADIO TYPE	–	–	–	–
POLARITY	–	–	–	–

N/A LEASED LINE SITE

Key to Dish Status
CO: Commissioned/Installed transmission dish
PL: Planned transmission dish with Landlords & Planning consent.
Reserved: Approved transmission dish for future requirement.
New: New transmission dish awaiting Landlord & Planning consent.
HCO: Replacement of existing transmission dish with Landlords & Planning consent

CHECKED FOR ICNIRP COMPLIANCE USING T-MOBILE DOCUMENT S3004 ISSUE 2.0 ON 26/05/05 BY M CHEEK TITLE DESIGN TECHNICIAN

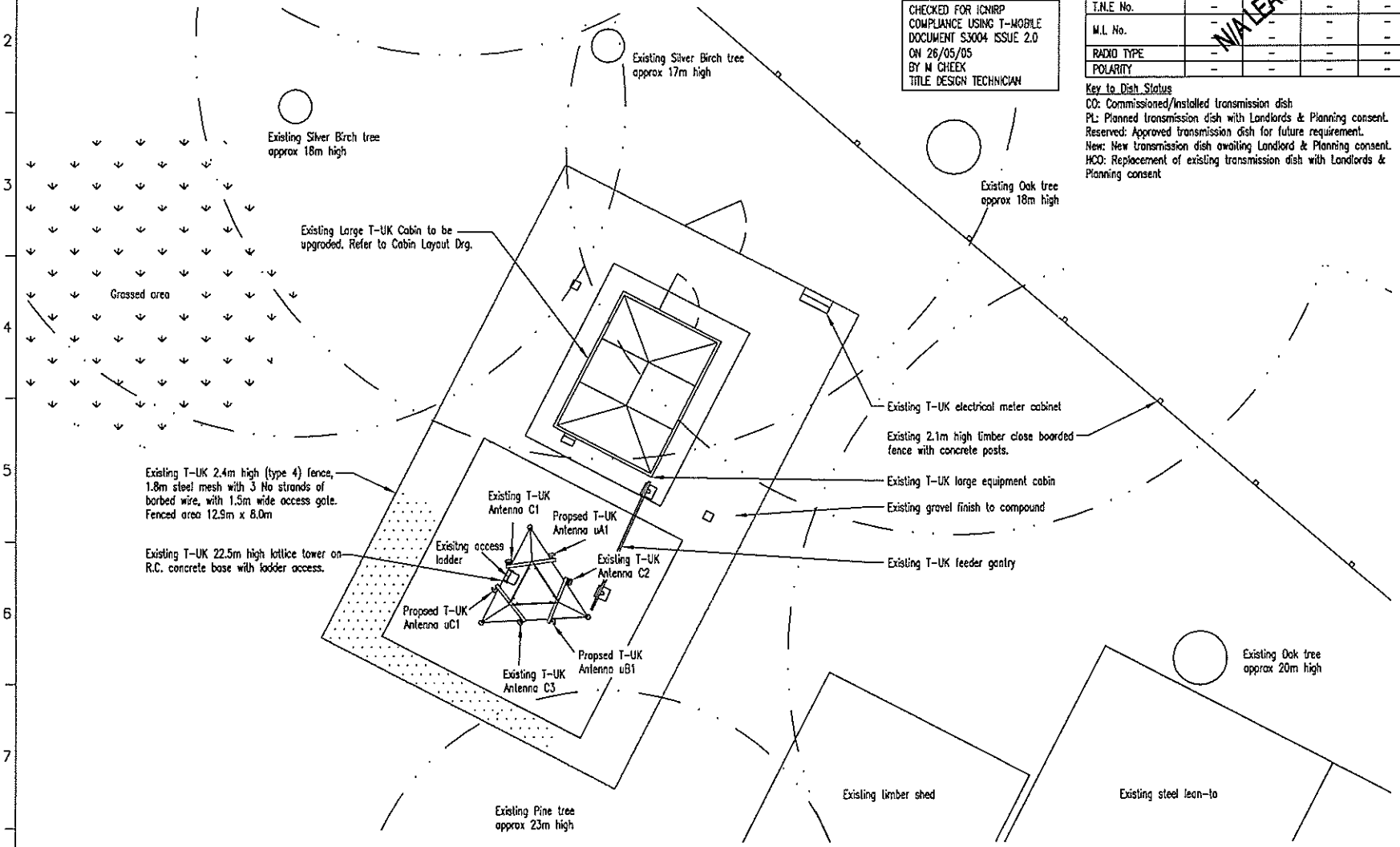

SITE LAYOUT PLAN
SCALE 1:100

New T-Mobile signage to be in accordance with T-Mobile Document S2010 issue 1.4 Heath & Safety Signage.

NOTES

1.1 Due to possible discrepancies arising during reprographic processes Do not scale this drawing.
1.2 All dimensions are in mm unless otherwise specified.
1.3 Assume all site details are existing unless otherwise specified.

T-UK EQUIPMENT (EXISTING)

CABIN DETAILS
T UK Ref: Portastor Large Cabin
Dimensions: 3700 x 2700 x 2900mm high
Material: Steel
Colour: Dark Green to BS 12 C 39

METER CABINET DETAILS
A.N.T. Communications electrical cabinet
1000 x 450 x 1255 high (Steel roof option)
Material: Steel
Colour: Dark Green to BS 12 C 39

TOWER DETAILS
T UK Ref: Francis & Lewis 22.5m Angle Lattice Tower – 6 Antenna Tubular Headframe
Colour: Dark Green to BS 12 C 39

ANTENNA DETAILS
3 No. Cross polar antennas with bearings orientated at 0°, 120° and 240° E.G.N.

T-UK EQUIPMENT (PROPOSED)

INTERNAL ROOM DETAILS
T-UK Ref: Refer to Cabin Layout Drg.

ANTENNA DETAILS
3 No. UTMS antennas with bearings orientated at 0°, 90° and 240° E.G.N.

	Date		Ch'd	Approv
Mn	Drawn			
	Date		Ch'd	Approv
Mn	Drawn			
A	Date 27.05.05	First issue	Ch'd	Approv
Mn	Drawn GL		MC	JL

T-Mobile (UK) Ltd

COMMPRO design
tai, willow court, minns business park, 7 west way, oxford, OX2 0JB
tel +44 (0) 1865 261 300 fax +44 (0) 1865 261 301
www.tai.net

Site name & Address:
(61260 VINE RIDGE FARM)
VINE RIDGE FARM
19 SANDY LANE
BARKHAM, WOKINGHAM
BERKSHIRE, RG41 4DD

Title: SITE LAYOUT PLAN

Purpose of Issue: PLANNING

Drawing no: 61260/012

Commpro job no:	Site co-ordinates:
TM-0119	478961/167934

Issue:	Scale:	Ch'd:	Date:
A	AS SHOWN	MC	27.05.05
	Drn: GL Date: 27.05.05	Approv: JL	Date: 27.05.05

© T-Mobile (UK) Ltd 2004.
This drawing and any information or descriptions within and out hereon, are the confidential and copyright property of T-Mobile (UK) Ltd and must be held in confidence by the recipient and must not be loaned, or disclosed to any third party or copied or used for manufacturing, tendering or any other purpose without T-Mobile (UK) Ltd prior written consent.
When quoting this drawing number please state the latest letter of issue.

Size A1 (594mm x 841mm)

Drg No: 61260/013

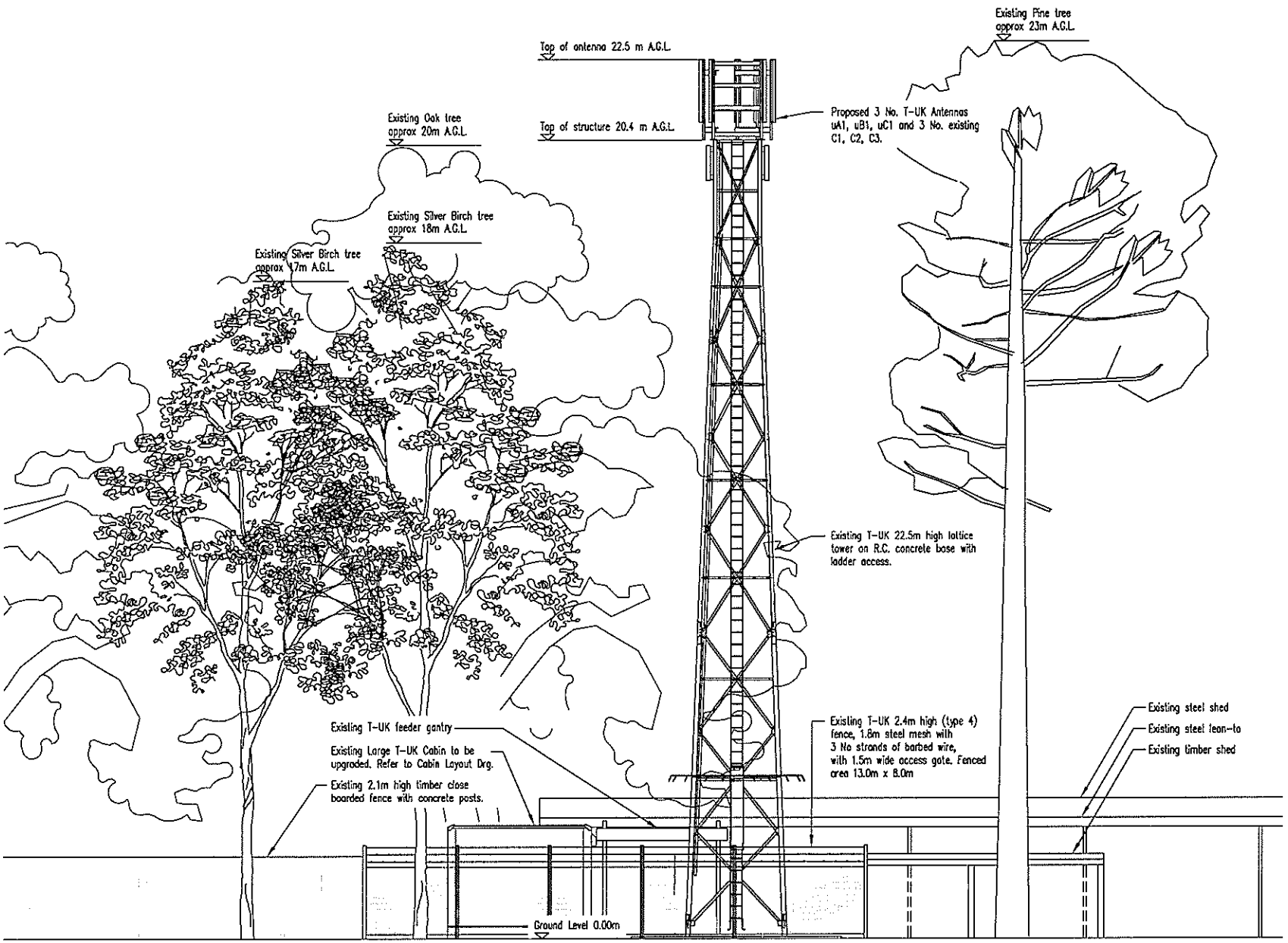

NORTH WEST ELEVATION

SCALE 1:100

NOTES

1.1 Due to possible discrepancies arising during reprographic processes Do not scale this drawing.

1.2 All dimensions are in mm unless otherwise specified.

1.3 Assume all site details are existing unless otherwise specified.

	Date		Ch'd	Approv
Mn	Drawn			
	Date		Ch'd	Approv
Mn	Drawn			
A	Date 27.05.05	First issue	Ch'd	Approv
Mn	Drawn GL		MC	JL

T-Mobile

T-Mobile (UK) Ltd

COMMPRO design
1a1, willow court, minns business park,
7 west way, oxford, OX2 0JB
tel +44 (0) 1865 261 300 fax +44 (0) 1865 261 301
www.1a1.net

Site name & Address:
(61260 VINE RIDGE FARM)
VINE RIDGE FARM
19 SANDY LANE
BARKHAM, WOKINGHAM
BERKSHIRE, RG41 4DD

Title:
SITE ELEVATION

Purpose of Issue:
PLANNING

Drawing no:
61260/013

Commpro job no:	Site co-ordinates:
TM-0119	478961/167934

Issue:	Scale:		Ch'd:	Date:
A	AS SHOWN		MC	27.05.05
	Drn: GL	Date: 27.05.05	Approv: JL	Date: 27.05.05

© T-Mobile (UK) Ltd 2004. This drawing and any information or description shown on it are the confidential and copyright property of T-Mobile (UK) Ltd and must not be loaned, copied or disclosed to any third party or used for manufacturing, tendering or any other purpose without T-Mobile (UK) Ltd prior written consent.

When quoting this drawing number please state the latest letter of issue.

Size A3 (420mm x 297mm).

Drg No: 61260/016



T-UK ANTENNA DETAILS

ANTENNA No.	A1s	A2s	A3s	A4s	A5s	A6s	A7d	A8d	A9d	A10d
ANTENNA TYPE	ANTENNA	ANTENNA	ANTENNA	ANTENNA	ANTENNA	ANTENNA	DISH	DISH	DISH	DISH
PURPOSE	EXISTING	EXISTING	EXISTING	PROPOSED	PROPOSED	PROPOSED	FUTURE	FUTURE	FUTURE	FUTURE
SIZE	TBA	TBA	TBA	TBA	TBA	TBA	TBA	TBA	TBA	TBA
HEIGHT (clr)	21.7	21.7	21.7	21.7	21.7	21.7	TBC	TBC	TBC	TBC

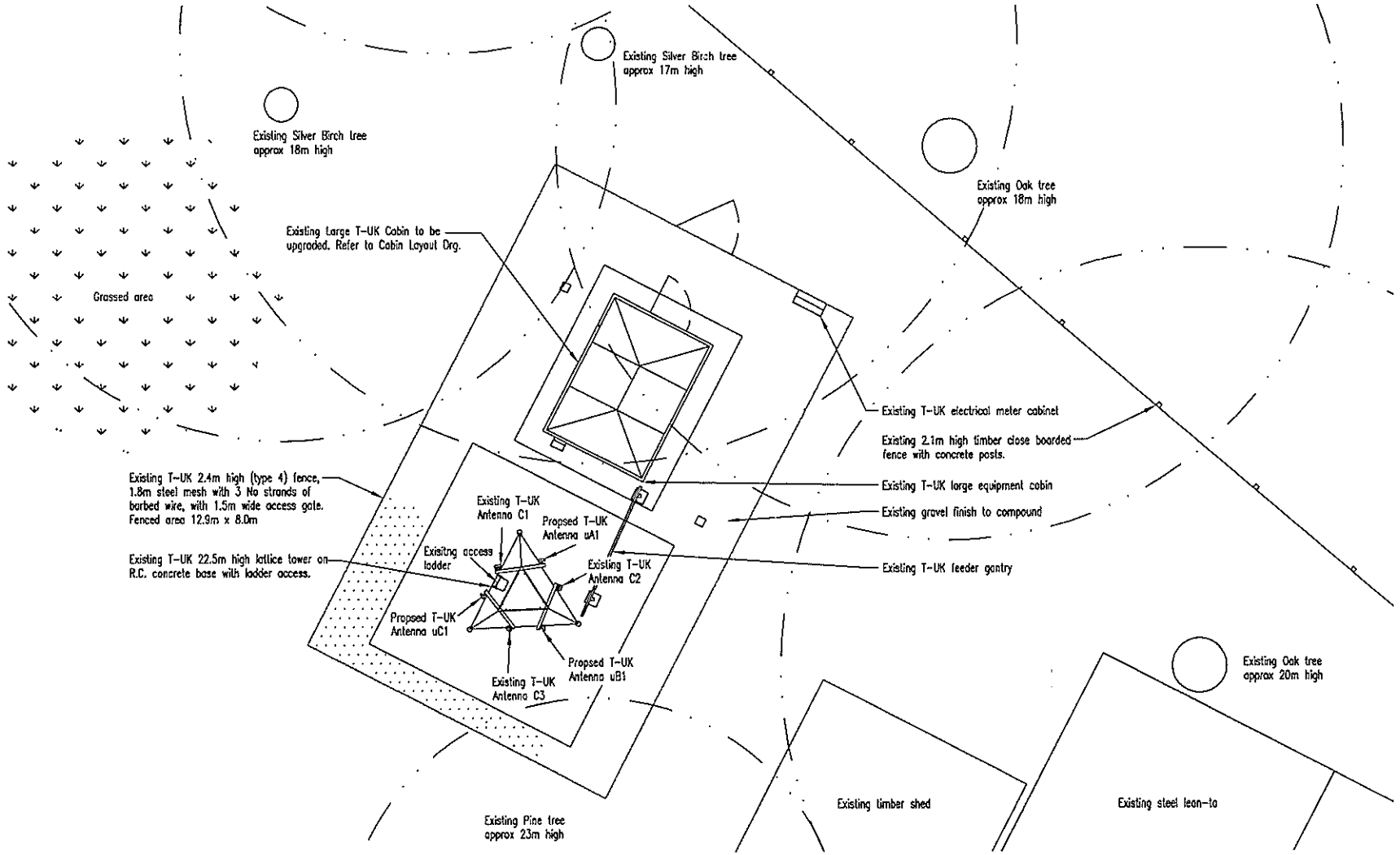

SITE LAYOUT PLAN
SCALE 1:100

NOTES

1.1 Due to possible discrepancies arising during reprographic processes Do not scale this drawing.
1.2 All dimensions are in mm unless otherwise specified.
1.3 Assume all site details are existing unless otherwise specified.

T-UK EQUIPMENT (EXISTING)

CABIN DETAILS
T UK Ref: Portastor Large Cabin
Dimensions: 3700 x 2700 x 2900mm high
Material: Steel
Colour: Dark Green to BS 12 C 39

METER CABINET DETAILS
A.N.T. Communications electrical cabinet
1000 x 450 x 1255 high (Steel roof option)
Material: Steel
Colour: Dark Green to BS 12 C 39

TOWER DETAILS
T UK Ref: Francis & Lewis 22.5m Angle Lattice Tower - 6 Antenna Tubular Headframe
Colour: Dark Green to BS 12 C 39

ANTENNA DETAILS
3 No. Cross polar antennas with bearings orientated at 0°, 120° and 240° E.G.N.

T-UK EQUIPMENT (PROPOSED)

INTERNAL ROOM DETAILS
T-UK Ref: Refer to Cabin Layout Drg.

ANTENNA DETAILS
3 No. UTMS antennas with bearings orientated at 0°, 90° and 240° E.G.N.

	Date		Ch'd	Approv
Mn	Drawn			
	Date		Ch'd	Approv
Mn	Drawn			
A	Date 27.05.05	First issue	Ch'd	Approv
Mn	Drawn GL		MC	JL

T-Mobile

T-Mobile (UK) Ltd

Registered Address: Hatfield Business Park, Hatfield, Hertfordshire, AL10 9BW.
Telephone 01707 313000 Facsimile 01707 313626
Registered No. 02382161

COMMPRO design
tal, willow court, minns business park, 7 west way, oxford, OX2 0JB
tel +44 (0) 1865 261 300 fax +44 (0) 1865 261 301
www.tal.net

Site name & Address:
(61260 VINE RIDGE FARM)
VINE RIDGE FARM
19 SANDY LANE
BARKHAM, WOKINGHAM
BERKSHIRE, RG41 4DD

Title:
SITE LAYOUT PLAN

Purpose of Issue:
LEGAL AGREEMENT

Drawing no:
61260/016

Commpro job no:	Site co-ordinates:
TM-0119	478961/167934

Issue:	Scale: AS SHOWN		Ch'd: MC	Date: 27.05.05
A	Drn: GL	Date: 27.05.05	Approv: JL	Date: 27.05.05

© T-Mobile (UK) Ltd 2004.
This drawing and any information or description matter set out hereon, are the confidential and copyright property of T-Mobile (UK) Ltd and must be held in Unrestricted confidence by the recipient and shall not be loaned, or disclosed to any third party or copied or used for manufacturing, tendering or any other purpose without T-Mobile (UK) Ltd prior written consent.
When quoting this drawing number please state the latest letter of issue.
Size A1 (420mm x 297mm).

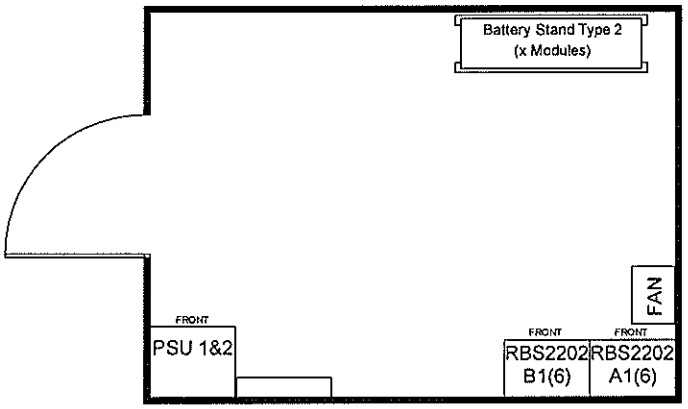

Existing

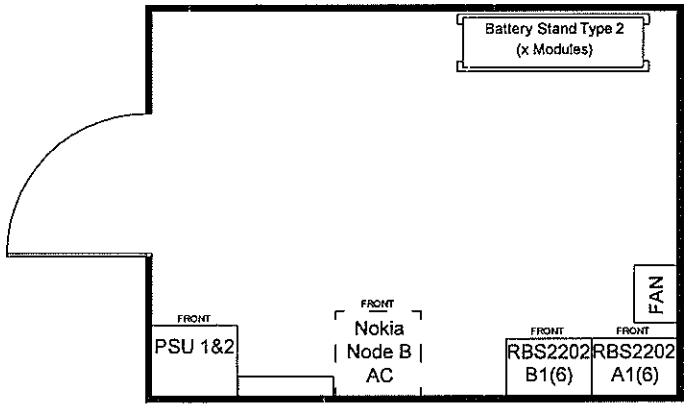

Proposed

General Notes

First issue - exact cabin layout dimensions to be confirmed on site.

Equipment Legend

Existing Equipment | Proposed Equipment | Reserved Equipment | Temporary Equipment

Ref	Description of Work	Change Requested by				Approved By	Site Work Completed	Comments
		Date	Name	Company	Tel			
A	Cabin Upgrade	27.05.05	G. Lynn	Commpro				

T Mobile International

T MOBILE CABIN LAYOUT DRAWING

Cell No. 61260

Site No. 837598

Site Name.

VINE RIDGE FARM

Created 27.05.05

Updated

Cabin Location: Ground

Cabin Manufacturer: Portastor

Cabin Serial Number:

