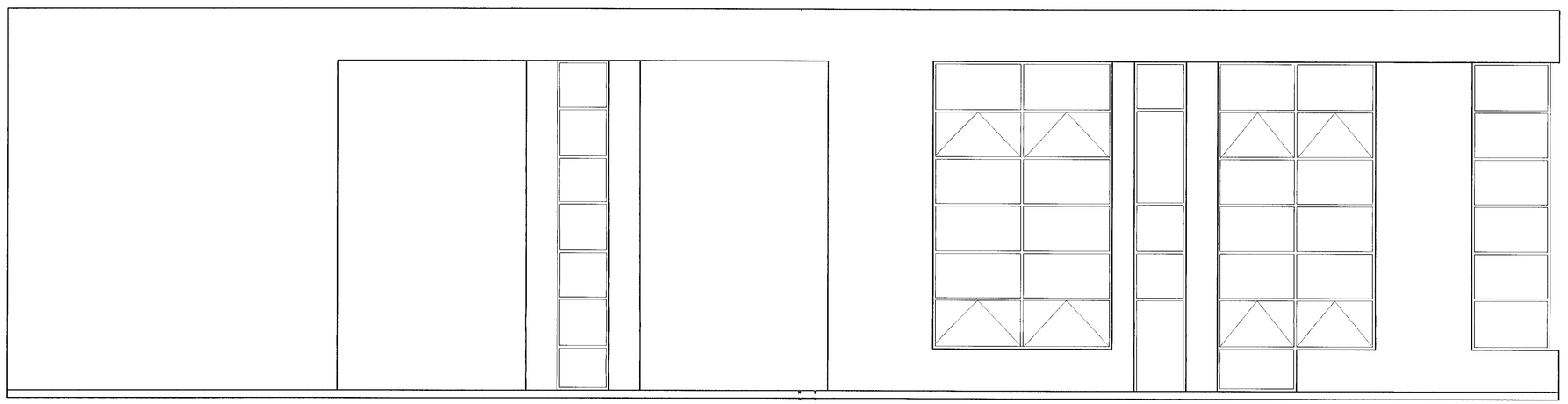

EXISTING ELEVATION

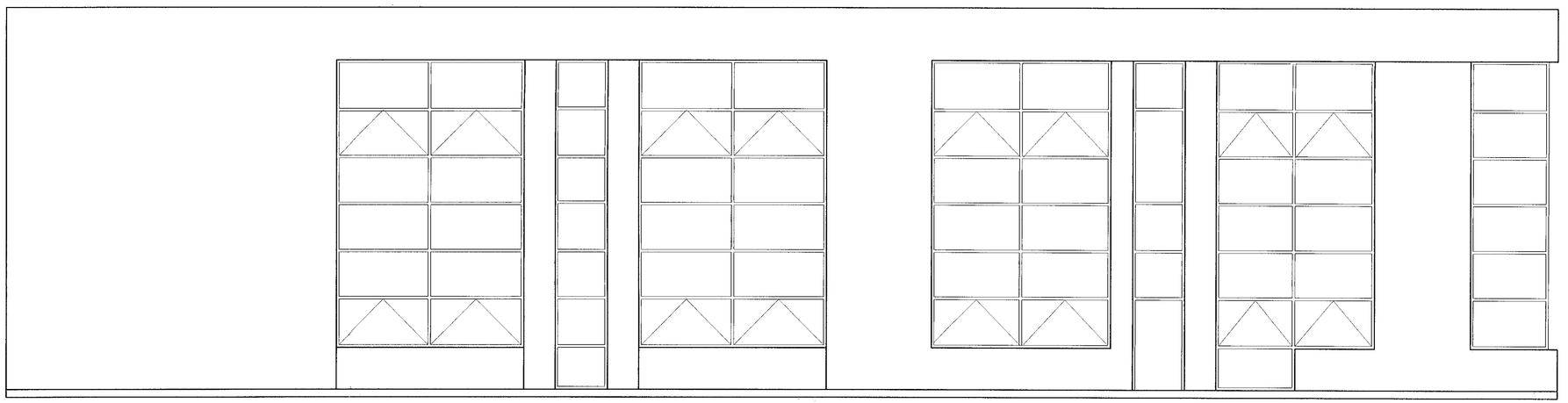

PROPOSED ELEVATION

Rev. Description. By. Date.

13 Market Place
Henley-on-Thames
Oxon
RG9 2AA
Tel. (01491) 635700
Fax. (01491) 635705

Square Peg Solutions Limited

06.Apr.2000* 1176

CLIENT

BROOKS AUTOMATION (UK) LTD

PROJECT

670 ESKDALE ROAD
WINNERSH TRIANGLE
READING

TITLE

GROUND FLOOR
EXISTING & PROPOSED ELEVATION

DRAWING No. 1182-ELE-001

REV.

DATE MARCH 2000

DRAWN BY CAW

CHECKED APPROVED

SCALE 1:50 @ A1

FOR TENDER
FOR APPROVAL ■
FOR CONST'N
AS INSTALLED

©1998 This drawing is copyright of Square Peg Solutions Ltd. It may not be reproduced in whole or in part without the prior written consent of the Company. All dimensions to be checked on site before works commence. This drawing is only to be used in conjunction with drawing notes and specification and is in keeping with the CDM Regulations 1994. SUBJECT TO BUILDING REGULATIONS, FIRE REGULATIONS & STATUATORY APPROVALS.

TESTING AREA (77sqm)
STORES (127sqm)
OFFICES
MEETING AREA (13sqm)
RESEARCH & DEVELOPMENT (109sqm)
STAFF WELFARE (127sqm)

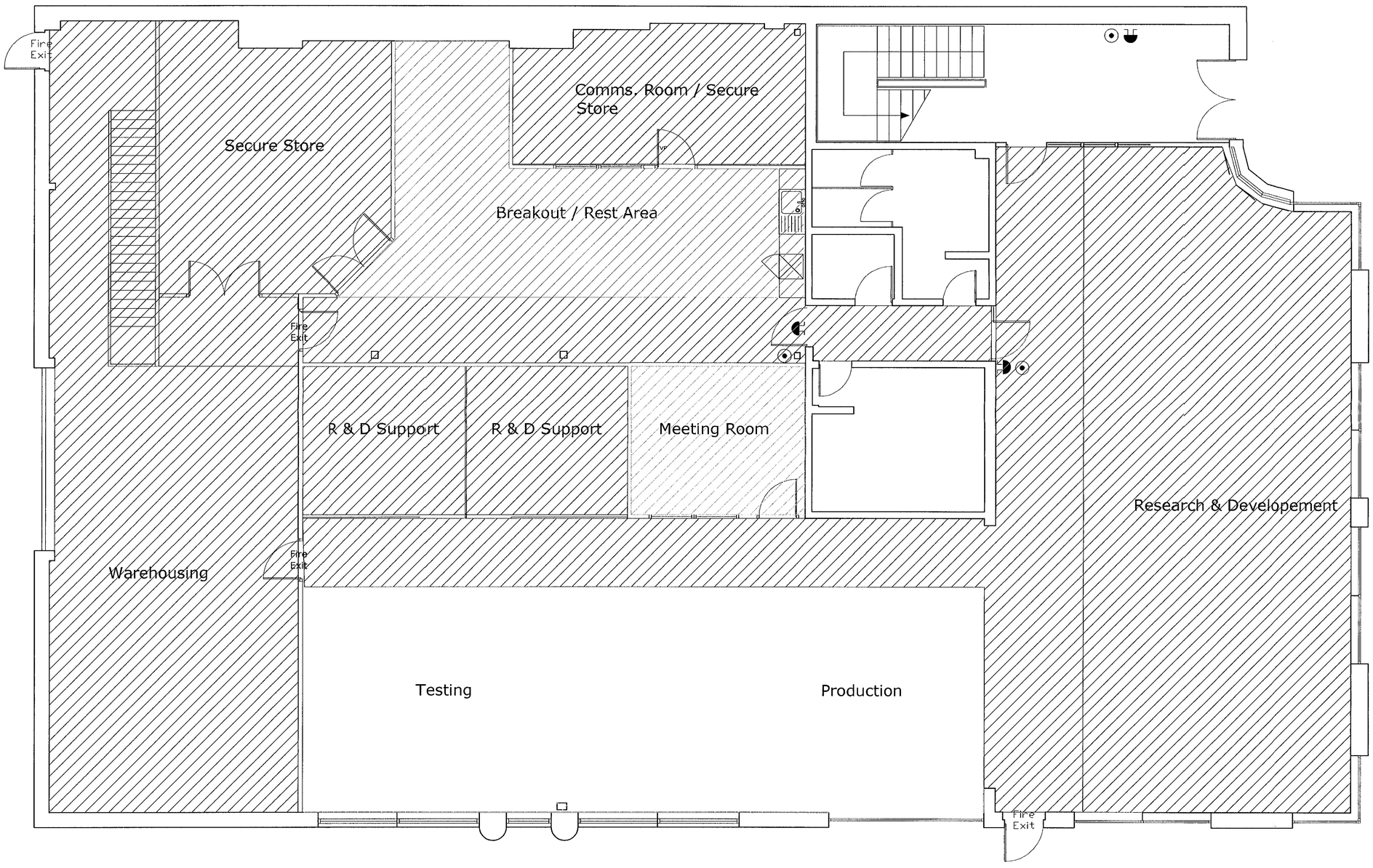

Rev. Description. By. Date.

06.APR.2000* 1 / G

13 Market Place
Henley-on-Thames
Oxon
RG9 2AA
Tel. (01491) 635700
Fax. (01491) 635705

Square Peg Solutions Limited

CLIENT
BROOKS AUTOMATION (UK) LTD

PROJECT
670 ESKDALE ROAD
WINNERSH TRIANGLE
READING

TITLE
GROUND FLOOR
GENERAL ARRANGEMENT

APPROVED

DRAWING No. 1182-GA-001
REV.

DATE FEBRUARY 2000
DRAWN BY CAW
CHECKED
SCALE 1:50 @ A1

FOR TENDER
FOR APPROVAL
FOR CONST'N
AS INSTALLED

©1998 This drawing is copyright of Square Peg Solutions Ltd. It may not be reproduced in whole or in part without the prior written consent of the Company. All dimensions to be checked on site before works commence. This drawing is only to be used in conjunction with drawing notes and specification and is in keeping with the CDM Regulations 1994. SUBJECT TO BUILDING REGULATIONS, FIRE REGULATIONS & STATUATORY APPROVALS.

19/4/00

TESTING AREA
STORES (111sqm)
OFFICES (183sqm)
MEETING AREA (32sqm)
RESEARCH & DEVELOPMENT
STAFF WELFARE

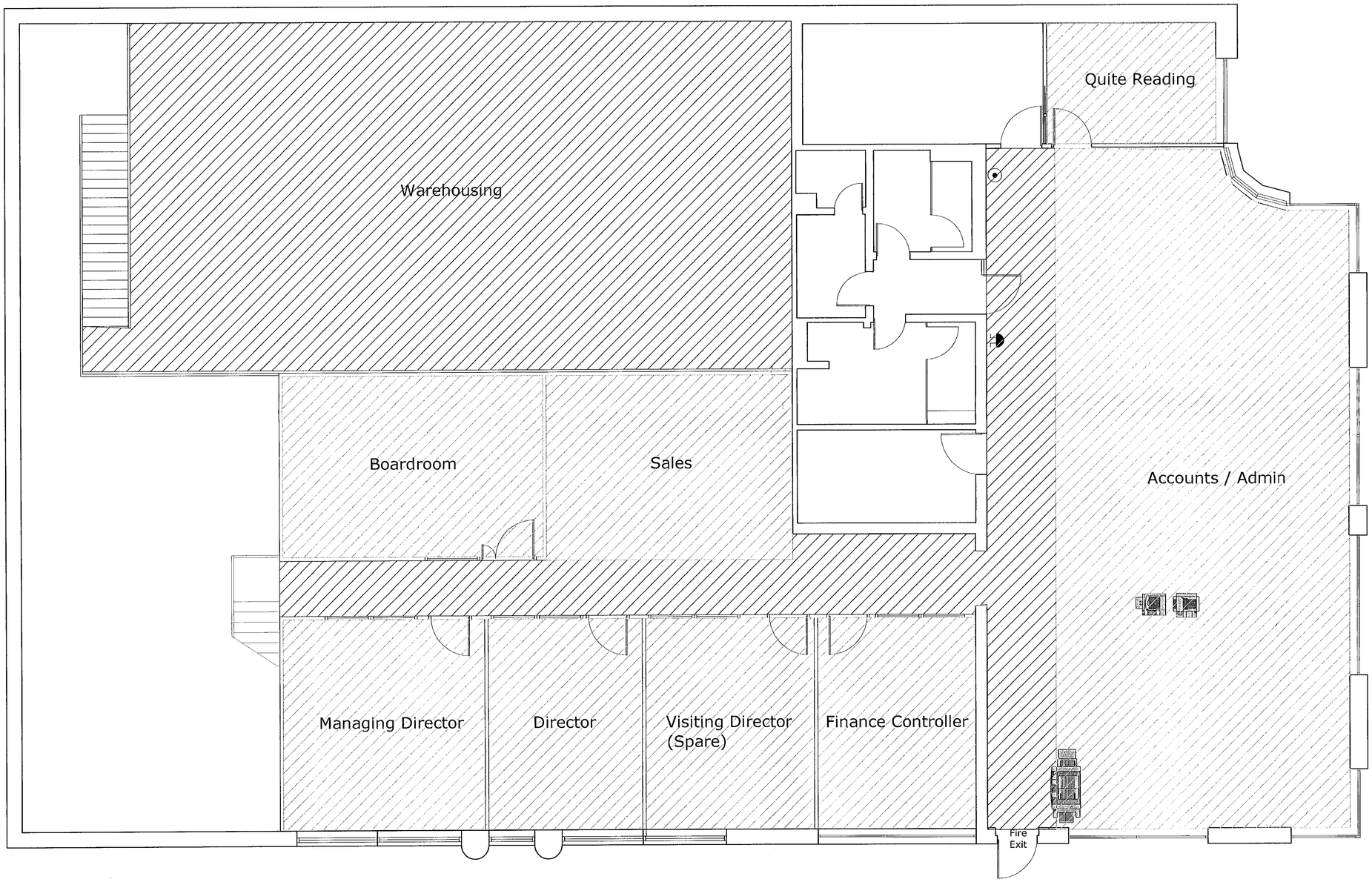

Rev. Description. By. Date.

13 Market Place
Henley-on-Thames
Oxon
RG9 2AA
Tel. (01491) 635700
Fax. (01491) 635705

06.APR.2000 1176

Square Peg Solutions Limited

CLIENT
BROOKS AUTOMATION (UK) LTD

PROJECT
670 ESKDALE ROAD
WINNERSH TRIANGLE
READING

TITLE
FIRST FLOOR
GENERAL ARRANGEMENT

DRAWING No. 1182-GA-002 REV.

APPROVED

DATE JANUARY 2000
DRAWN BY CAW
CHECKED
SCALE 1:50 @ A1

FOR TENDER
FOR APPROVAL
FOR CONST'N
AS INSTALLED

©1998 This drawing is copyright of Square Peg Solutions Ltd. It may not be reproduced in whole or in part without the prior written consent of the Company. All dimensions to be checked on site before works commence. This drawing is only to be used in conjunction with drawing notes and specification and is in keeping with the CDM Regulations 1994. SUBJECT TO BUILDING REGULATIONS, FIRE REGULATIONS & STATUATORY APPROVALS.

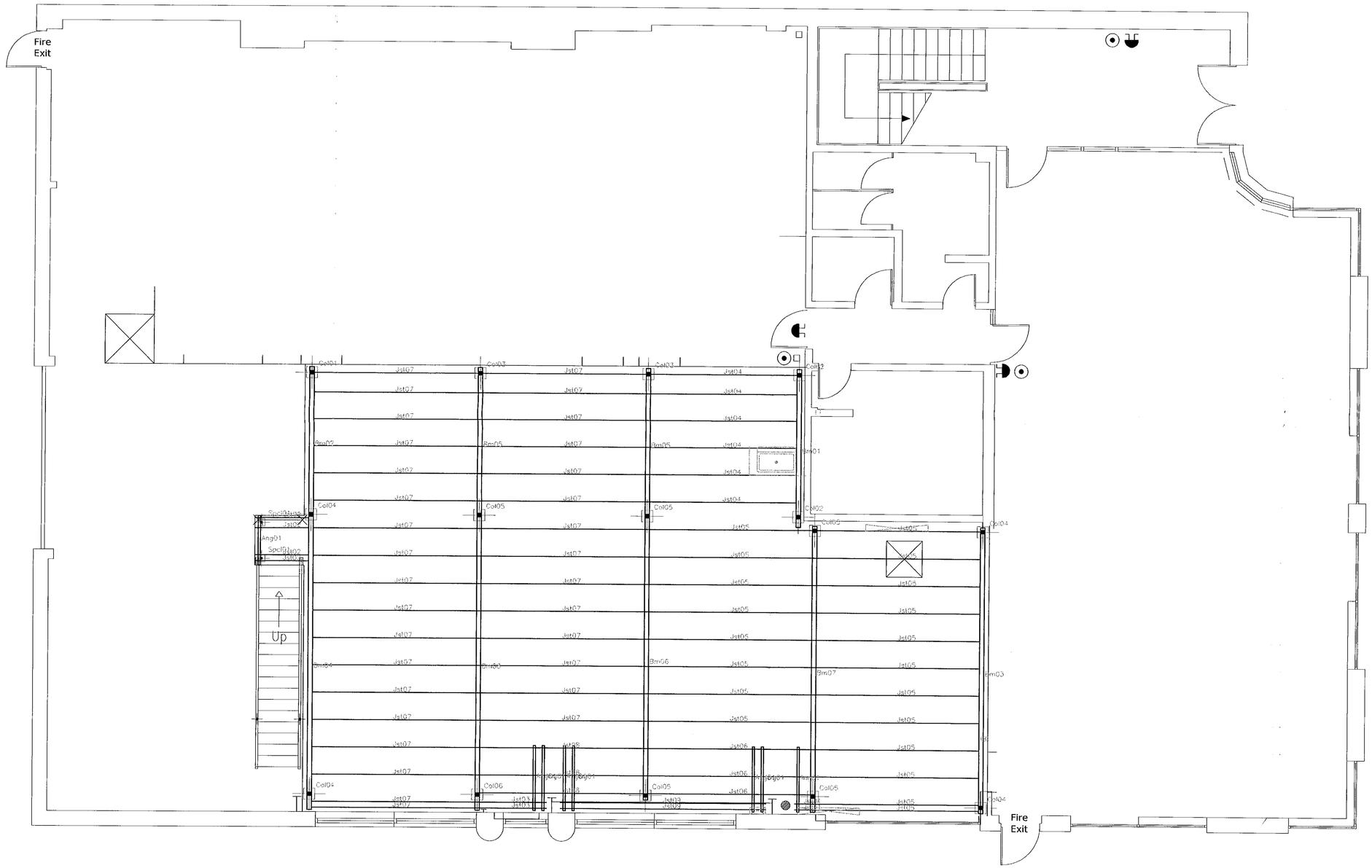

Rev. Description. By. Date.

13 Market Place
Henley-on-Thames
Oxon
RG9 2AA
Tel. (01491) 635700
Fax. (01491) 635705

06.APR.2000 1176

Square Peg Solutions Limited

CLIENT
BROOKS AUTOMATION (UK) LTD

PROJECT
670 ESKDALE ROAD
WINNERSH TRIANGLE
READING

TITLE
FIRST FLOOR
PROPOSED MEZZANINE POSITION

DRAWING No. 1182-MZ-001 REV.

DATE FEBRUARY 2000 DRAWN BY CAW

CHECKED

SCALE 1:50 @ A1

FOR TENDER
FOR APPROVAL
FOR CONST'N
AS INSTALLED

APPROVED

©1998 This drawing is copyright of Square Peg Solutions Ltd. It may not be reproduced in whole or in part without the prior written consent of the Company. All dimensions to be chequed on site before works commence. This drawing is only to be used in conjunction with drawing notes and specification and is in keeping with the CDM Regulations 1994. SUBJECT TO BUILDING REGULATIONS, FIRE REGULATIONS & STATUTORY APPROVALS.

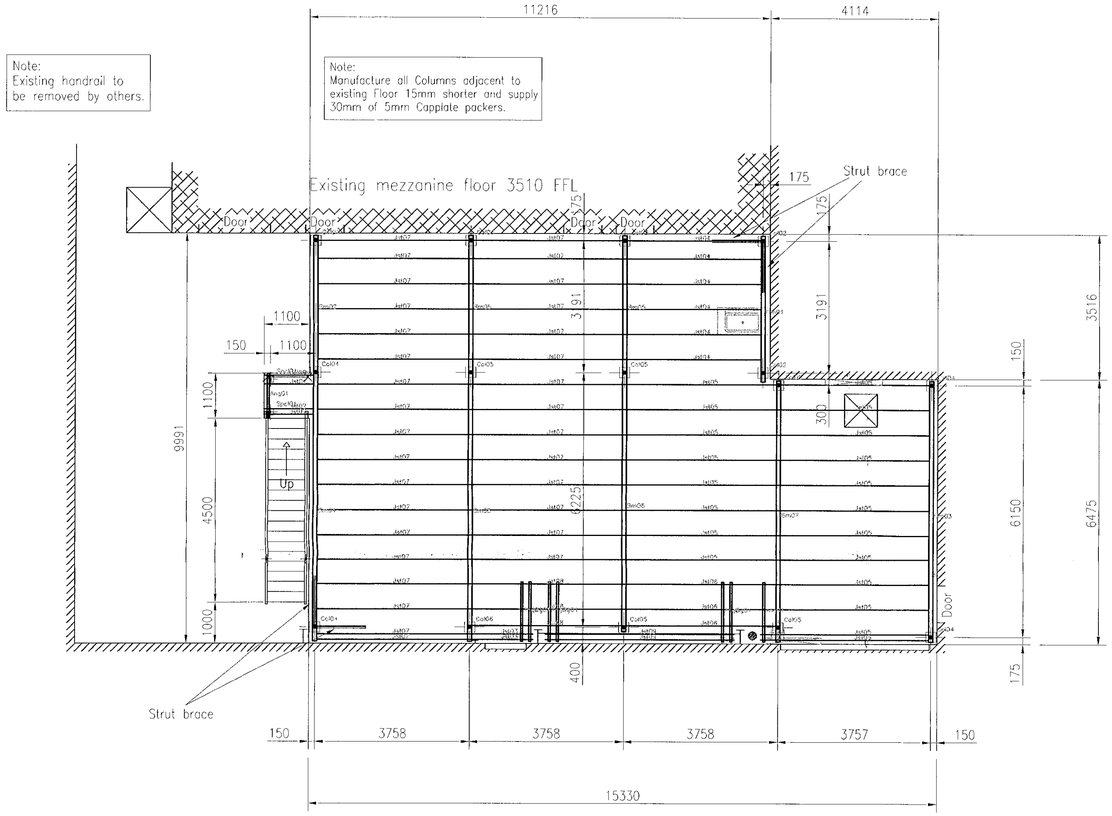

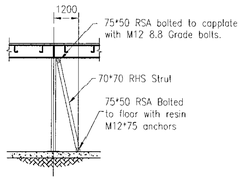

TYPICAL DETAIL OF STRUT BRACE

Beam/Column Block Label Script

Final Label Script

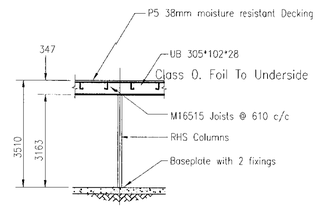

TYPICAL SECTION THROUGH INSET CONSTRUCTION FLOOR

BEAM SECTIONS			
Bm01	152*89*16		
Bm02	152*89*16		
Bm03	152*89*16		
Bm04	152*89*16		
Bm05	152*89*16		
Bm06	152*89*16		
Bm07	152*89*16		
Bm08	152*89*16		
Bm09	152*89*16		
Bm10	152*89*16		
Bm11	178*102*19		
Bm12	178*102*19		
Bm13	178*102*19		
Bm14	178*102*19		
Bm15	178*102*19		
Bm16	178*102*19		
Bm17	178*102*19		
Bm18	178*102*19		

COLUMN & BASEPLATE SECTIONS			
Col01	070*070*3.0	250*250*10	
Col02	070*070*3.0	250*250*12	
Col03	070*070*3.0	250*250*12	
Col04	070*070*3.0	250*250*15	
Col05	080*080*3.0	250*250*15	
Col06	080*080*3.0	300*300*15	

SPECIFICATION FOR MEZZANINE FLOOR.

LOADING:	Live load = 3.5 kN/m2 Dead load = 0.35 kN/m2
STEEL FINISH:	Graphite Grey <RAL 7024>
MAIN BEAMS:	See Beam Table
EDGE BEAMS:	See Beam Table
MAIN COLUMNS:	See Column Table
EDGE COLUMNS:	See Column Table
MAIN B/PLATE:	See Baseplate Table
EDGE B/PLATE:	See Baseplate Table
JOISTS:	M16515 Joists @ 610 c/c
STAIRCASE:	100x50x4 RHS stringers with 900mm wide steel treads. 50x25 RHS hand & knee rail both sides.
HANDRAIL:	N/A
KICKRAIL:	N/A

Rev c: Column grid revised as requested. SG 16/03/2000.
Rev b: Column grid revised as requested. SW 10/03/2000.
Rev a: Floor resized. SG 02/03/2000.

Rev. Description. By. Date.

13 Market Place
Henley-on-Thames
Oxon
RG9 2AA
Tel. (01491) 635700
Fax. (01491) 635705

CONTRACT 1176

Square Peg Solutions Limited

CLIENT
BROOKS AUTOMATION (UK) LIMIT

PROJECT
670 ESKDALE ROAD
WINNERSH TRIANGLE
READING
BERKSHIRE

TITLE
PROPOSED MEZZANINE CONSTRUCTION

APPROVED

DRAWING No. 1286-MEZ-001
REV.

DATE MARCH 2000
DRAWN BY CAW
CHECKED
SCALE 1:75 @ A1

FOR TENDER
FOR APPROVAL
FOR CONST'N
AS INSTALLED

©1998 This drawing is copyright of Square Peg Solutions Ltd. It may not be reproduced in whole or in part without the prior written consent of the Company. All dimensions to be checked on site before works commence. This drawing is only to be used in conjunction with drawing notes and specification and is in keeping with the CDM Regulations 1994, SUBJECT TO BUILDING REGULATIONS, FIRE REGULATIONS & STATUTORY APPROVALS.

200x300 R.H.S
BY M.C.
M12x50 BOLT
BY CLAMALCO
6230
10mm STEEL PLATE BY M.C.
15
25
INTERNAL FINISH
BY M.C.
170
FROM FACE OF SQUARE COLUMN

1

2

3

4

3500 F.F.L.
RAISED FLOOR
BY M.C.

TBC
EXISTING CHANNEL RETAINED
TBC

5

6
15 25
1.6mm ALUM.CILL
BY CLAMALCO
WINDOW BOARD BY M.C.
3mm CONT. LUG BY CLAMALCO
TBC
No 10x75mm WOODSCREW AND PLUG
AT 300mm CENTRES BY CLAMALCO

7
15 25
1.6mm ALUM.CILL
BY CLAMALCO
INTERNAL FINISH BY M.C.
3mm CONT. LUG BY CLAMALCO
TBC
No 10x75mm WOODSCREW AND PLUG
AT 300mm CENTRES BY CLAMALCO

9

8
INTERNAL FINISH
BY M.C.
25
15

10
INTERNAL FINISH
BY M.C.
25
15

AS BUILT

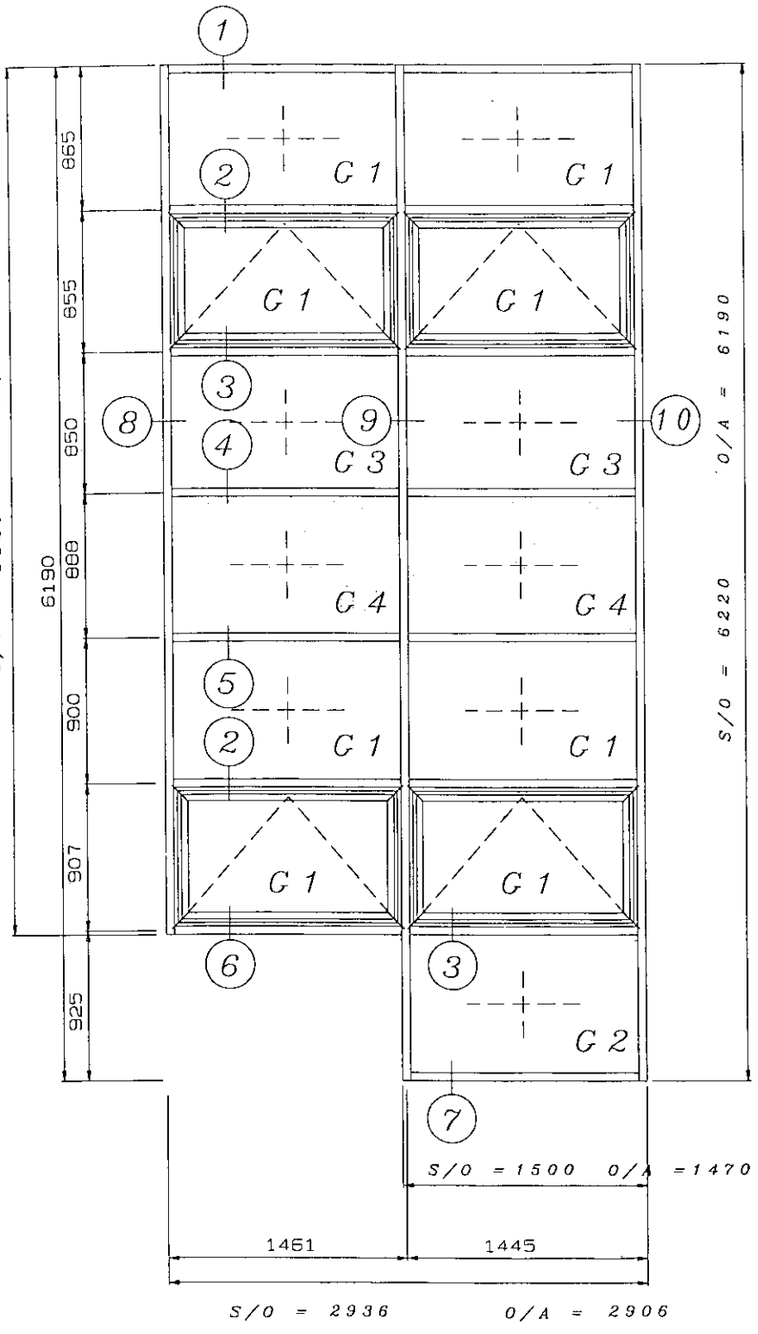

1No THUS

06.APR.2006* 1176

GENERAL NOTES

FINISH

CURTAIN WALL: FACE CAPS SILVER GREY ANODISED: ANOLOK 541

WINDOWS: EXTERNAL-M4M0002-BLACK MATT MIN 40 MICRONS
INTERNAL-M4A0001-WHITE MATT MIN 40 MICRONS

ALL ALUM TO BE TAPE PROTECTED, REMOVAL BY M.C.

TOP HUNG VENTS FITTED WITH 3No BUTT HINGES &
LINKED OVERCENTRE OPENERS

BUTT HINGES TO BE BLACK ANODISED

OVERCENTRE OPENERS TO BE STD SILVER FINISH

ALL SILICONE TO BE ADSHEAD RATCLIFFE 1090/1096 RANGE
BLACK IN COLOUR

STRUCTURE TO BE PRIMED PRIOR TO SILICONE APPLICATION

GLAZING SPECIFICATION

G1: 6mm GREY ANTISUN/12mm CAVITY/6mm CLEAR
G2: AS G1 WITH BOTH PANES TOUGHENED AND HEAT SOAKED
G3: AS G1 WITH INNER PANE TOUGHENED AND HEAT SOAKED
G4: 6mm TOUCHENED HEAT SOAKED CERAMIC PANEL (BLACK)
INSULATED TO 0.45 IN A MILL FINISH TRAY WITH 50mm
STEPPED EDGE AT JAMBS 20mm STEPPED EDGE HORIZONTALY
24mm GLAZING EDGE

PRODUCTS

1200 DRY GLAZED CURTAIN WALLING
DESIGNER 53 CASEMENT WINDOWS

AS BUILT