

N. Front Elevation 1:100



W. Side Elevation 1:100



S. Rear Elevation 1:100







EXISTING

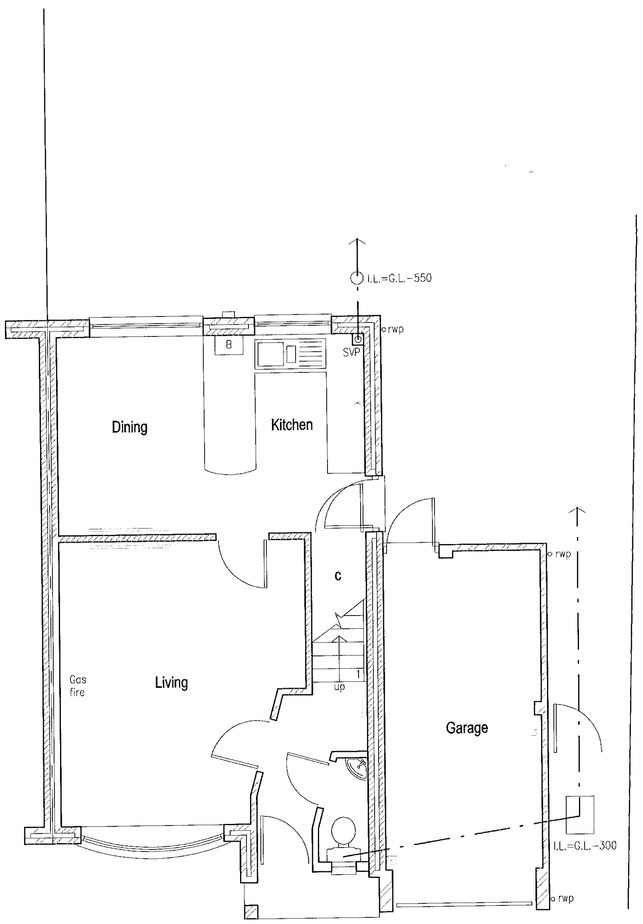

Ground Floor Plan 1:50

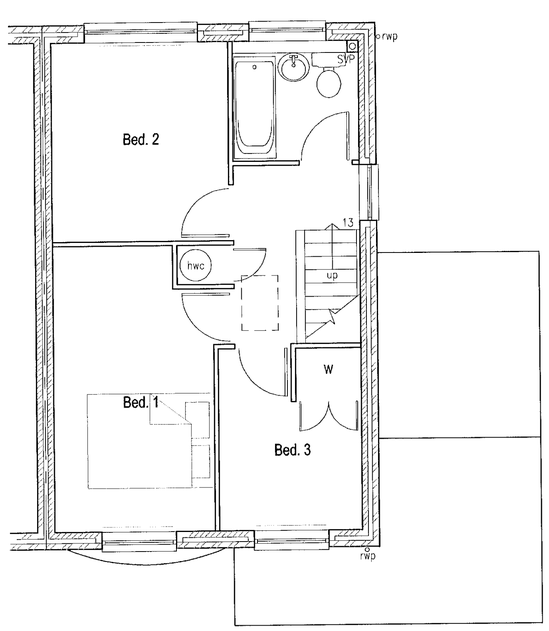

First Floor Plan 1:50

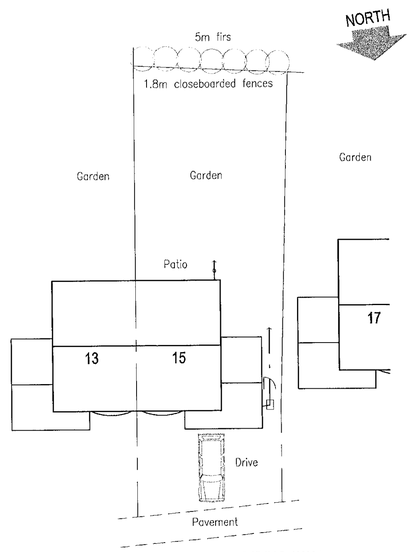

Site/Roof Plan 1:200

General notes:

Materials:

Pale red brickwork
Orangey Redland Regent or similar conc. interlocking tiles
White painted softwood framed windows and external doors with single glazing
Brown round uPVC guttering
Brown stained fascias
Stained internal doors/skirtings

Symbols key:

- Downlighter
- Fluorescent light and diffuser
- Ceiling spotlight point
- General ceiling light below ceiling
- Wall light
- Double 13 amp switched socket 250mm above floor
- Double 13 amp socket above worktop
- Appliance spur 250mm above floor with nearby labelled switch
- Gas point
- Electric cooker point
- Light switch
- 2 way light switch
- Thermostat
- Telephone point
- Electricity meter
- Gas meter
- Water
- I.C. Inspection Chamber
- Smoke Detector
- S.V.P. Soil and vent pipe
- Bell push
- Bell
- Infra red detector
- Alarm
- Alarm control
- T.V. T.V./F.M. socket linked to aerial
- Automatic extractor fan discharging externally
- B.I.G. Back inlet gully
- Hot water radiator

PLANNING 1:100

Date	Revisions

© copyright

...ABRACAD...
ARCHITECTURE • URBAN DESIGN • COMPUTER GRAPHICS
The Atrium, Broad Lane, Bracknell, Berkshire, RG12 9BX
Tel 01344 481047 Fax 01344 459152 Mob 0498 702028
e-mail alistair.lloyd@breathemail.net

Client
Mr & Mrs R. Willoughby

Job Title
Proposed extensions & alterations at:
15 Riding Way,
Wokingham,
Berks.,
RG41 3AH

APPROVED

Drawing Title
Existing Plans & Elevations

Scale	1:50, 1:100 & 1:200		
Date	Apr. 2000	Drawn by	A. Lloyd Architect
Drg No	WILL/01	Rev	



N. Front Elevation 1:100

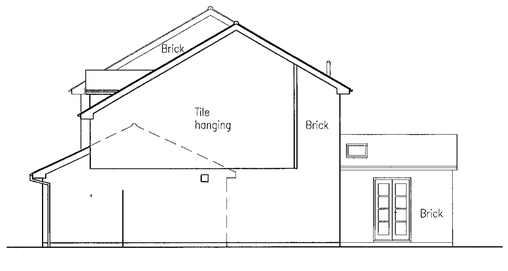

W. Side Elevation 1:100

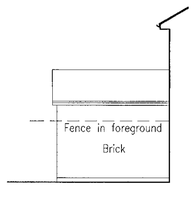

E. Side Elevation 1:100

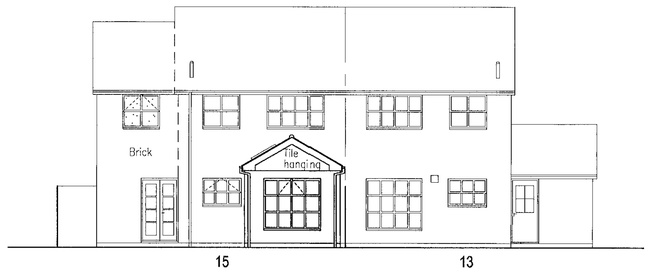

S. Rear Elevation 1:100

PROPOSED

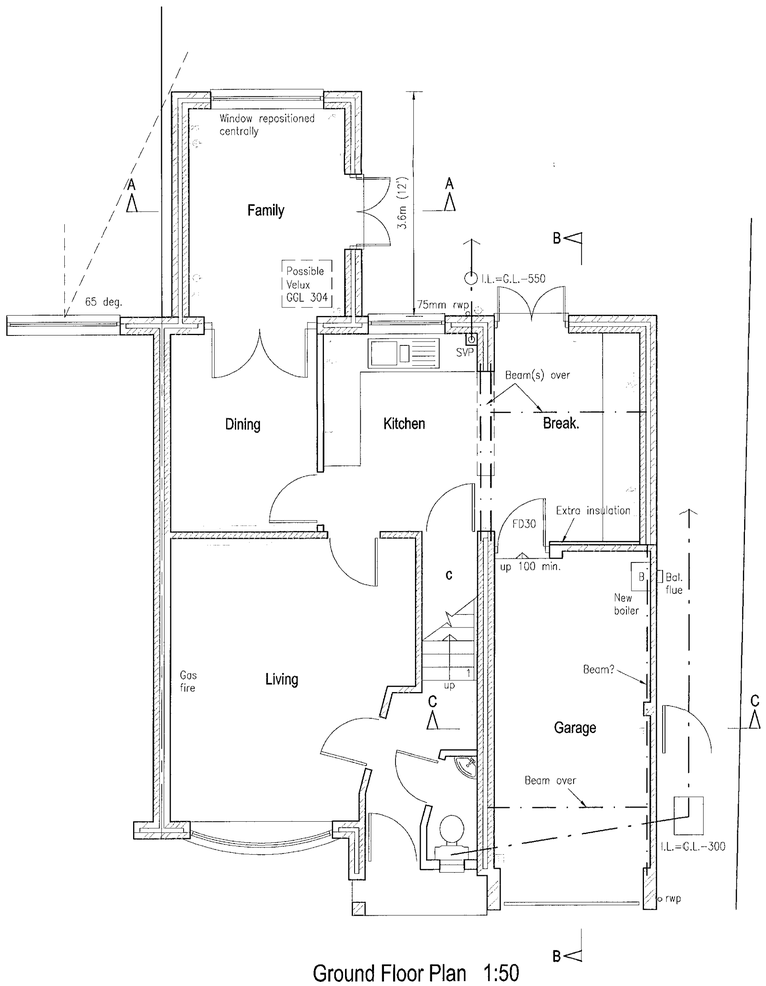

Ground Floor Plan 1:50

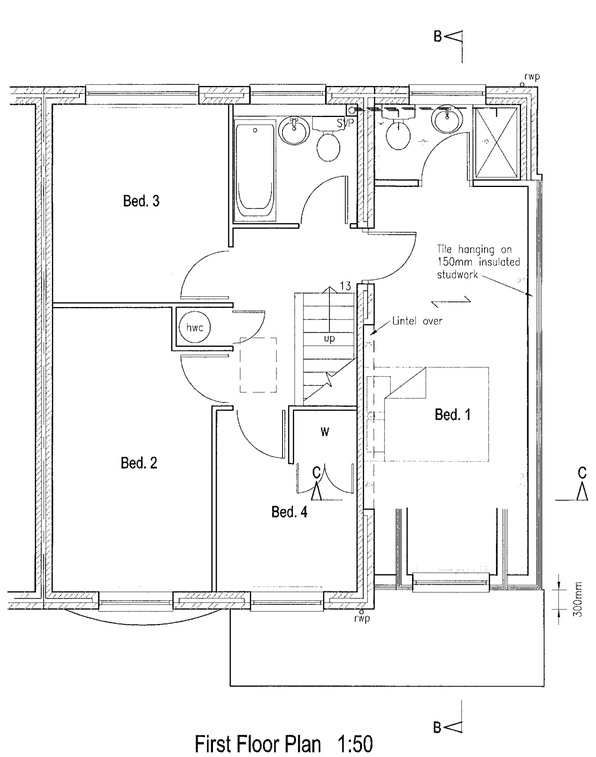

First Floor Plan 1:50

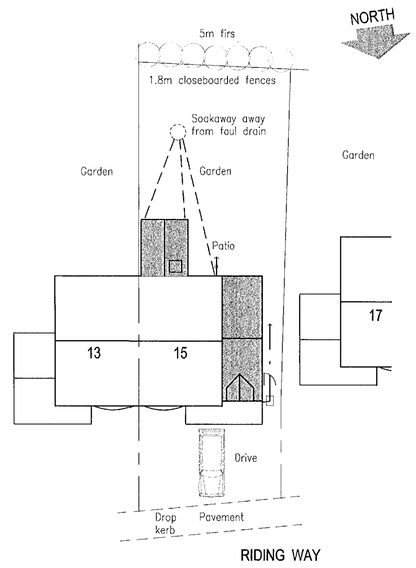

RIDING WAY

Site/Roof Plan 1:200

General notes:

No part of new works to trespass legal boundary
Obscure glazing to shower room
Shaver point/mirror behind basin?

Materials:

To match existing with complimentary tile hanging, similar to roof tiles, to L.A. approval

Symbols key:

- Downlighter
- Fluorescent light and diffuser concealed by pelmet
- Ceiling spotlight point
- General ceiling light below ceiling
- Wall light
- Double 13 amp switched socket 250mm above floor
- Double 13 amp socket above worktop
- Appliance spur 250mm above floor with nearby labelled switch
- Gas point
- Electric cooker point
- Light switch
- 2 way light switch
- Thermostat
- Telephone point
- Electricity meter
- Gas meter
- Water
- I.C. Inspection Chamber
- Smoke Detector
- S.V.P. Soil and vent pipe
- Bell push
- Bell
- Infra red detector
- Alarm
- Alarm control
- T.V. T.V./F.M. socket linked to aerial
- Automatic extractor fan discharging externally
- B.I.G. Back inlet gully
- Hot water radiator

10 APR 2000* 1193

Date	Revisions

© copyright

...ABRACAD...
ARCHITECTURE • URBAN DESIGN • COMPUTER GRAPHICS
The Atrium, Broad Lane, Bracknell, Berkshire, RG12 9BX
Tel 01344 481047 Fax 01344 459152 Mob 0498 702028
e-mail alistair.lloyd@breathemail.net

Client
Mr & Mrs R. Willoughby

Job Title
Proposed extensions & alterations at:
15 Riding Way,
Wokingham,
Berks.,
RG41 3AH

APPROVED

Drawing Title
Proposed Plans & Elevations

Scale 1:50, 1:100 & 1:200

Date Apr. 2000 | Drawn by A. Lloyd Architect

Drg No WILL/02 | Rev

29/6/00