

E. Front Elevation 1:100



N. Side Elevation 1:100

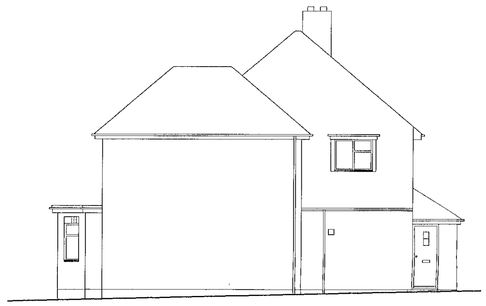

S. Side Elevation 1:100



W. Rear Elevation 1:100

EXISTING

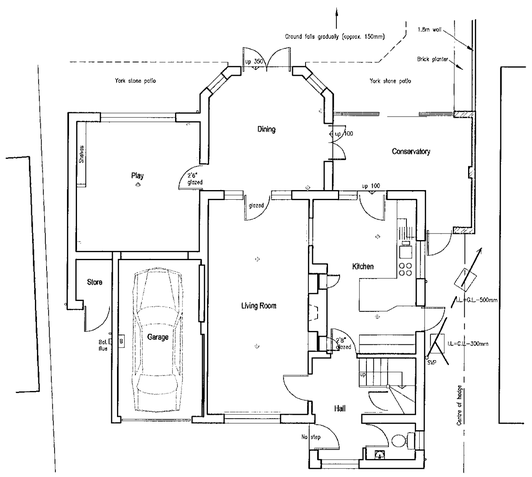

Ground Floor Plan 1:100

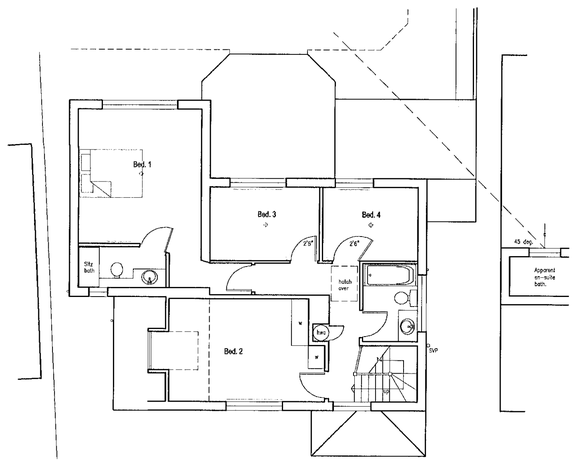

First Floor Plan 1:100

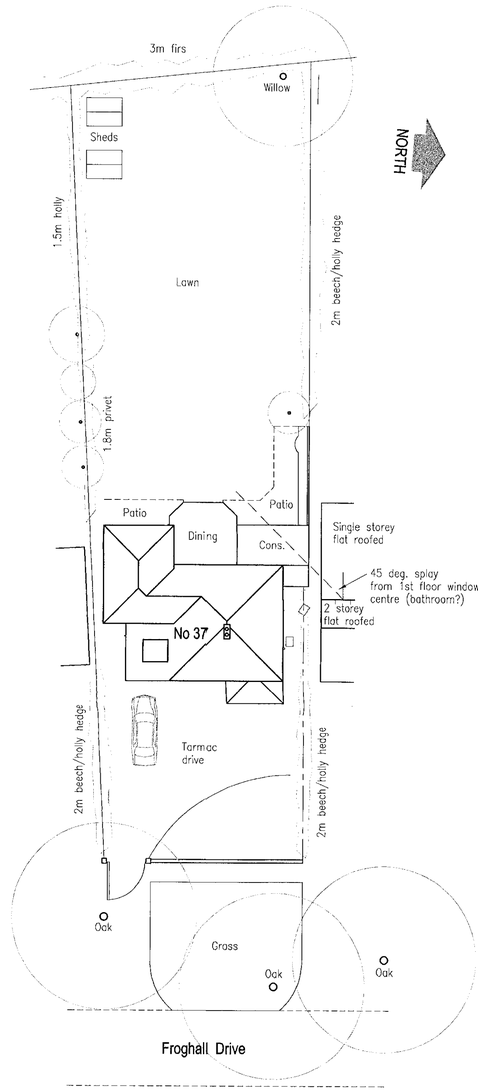

Site/Roof Plan 1:200





General notes:

Measurement taken from drawings provided plus visual inspection and measurement of area relevant to this application
External walls to house all appear to be brick externally, cavity and blockwork internally
House ground floor and main walls have apparently been underpinned – foundation depth apparently 2.5m
En-suite bathroom waste poor, via Sanifio, in 1st floor

Materials:

Brown plain tiles with bonnet hips
Dark red brickwork
White painted softwood framed single glazed windows, some with rectangular leaded lights
Black uPVC guttering

Symbols key:

- Downlighter
- Fluorescent light and diffuser
- Ceiling spotlight point
- General ceiling light below ceiling
- Wall light
- Double 13 amp switched socket 250mm above floor
- Double 13 amp socket above worktop
- Appliance spur 250mm above floor with nearby labelled switch
- Gas point
- Electric cooker point
- Light switch
- 2 way light switch
- Thermostat
- Telephone point
- Electricity meter
- Gas meter
- W. Water
- I.C. Inspection Chamber
- Smoke Detector
- S.V.P. Soil and vent pipe
- Bell push
- Bell
- Infra red detector
- Alarm
- Alarm control
- T.V./F.M. socket linked to aerial
- Automatic extractor fan discharging externally
- B.I.G. Back inlet gully
- Hot water radiator

10.APR.2000 1126

Date	Revisions

© copyright

...ABRACAD...
ARCHITECTURE • URBAN DESIGN • COMPUTER GRAPHICS
The Atrium, Broad Lane, Bracknell, Berkshire, RG12 9BX
Tel 01344 481047 Fax 01344 459152 Mob 0498 702028
e-mail alistair.lloyd@breathemail.net

Client
Mr & Mrs G. Scholey

Job Title
Proposed extension & alterations at:
37 Froghall Drive,
Wokingham,
Berks.,
RG40 2LE

Drawing Title
Existing Plans & Elevations

Scale 1:50, 1:100 & 1:200

Date Jan. 2000 | Drawn by A. Lloyd Architect

Drg No SCH/01 | Rev



E. Front Elevation 1:100



N. Side Elevation 1:100

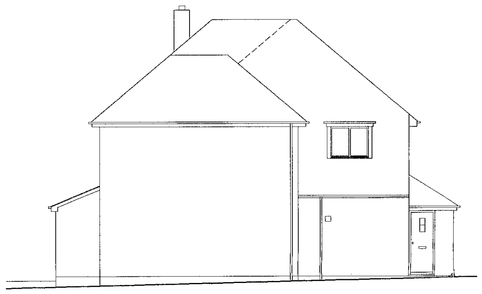

S. Side Elevation 1:100



W. Rear Elevation 1:100

PROPOSED

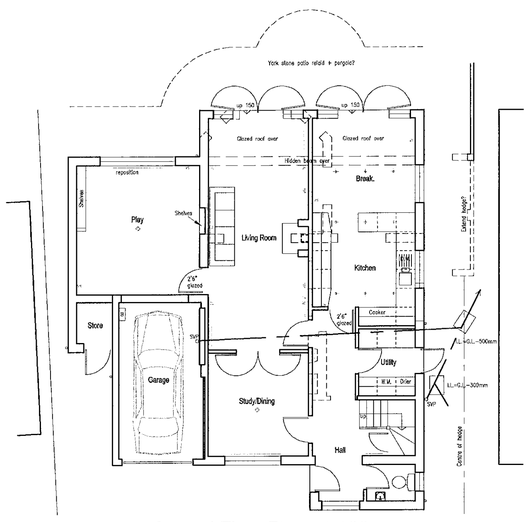

Ground Floor Plan 1:100

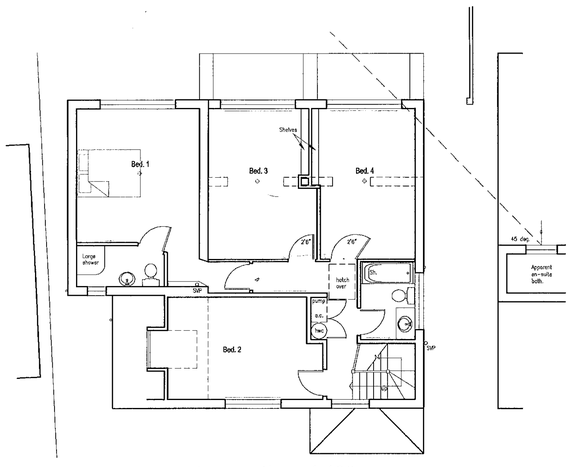

First Floor Plan 1:100

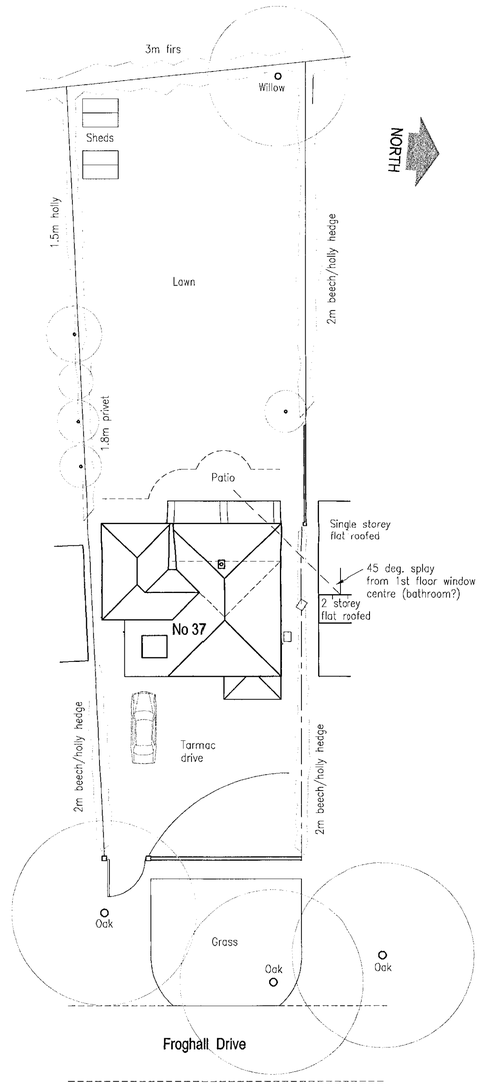

Site/Roof Plan 1:200

General notes:
Piers generally to be specified by Structural Engineer, where wall returns less than 550mm and to garden wall

Materials:
Materials and details generally to match existing
Mahogany effect uPVC replacement and new windows

Symbols key:

- Downlighter
- Fluorescent light and diffuser
- Ceiling spotlight point
- General ceiling light below ceiling
- Wall light
- Double 13 amp switched socket 250mm above floor
- Double 13 amp socket above worktop
- Appliance spur 250mm above floor with nearby labelled switch
- Gas point
- Electric cooker point
- Light switch
- 2 way light switch
- Thermostat
- Telephone point
- Electricity meter
- Gas meter
- Water
- I.C. Inspection Chamber
- Smoke Detector
- S.V.P. Soil and vent pipe
- Bell push
- Bell
- Infra red detector
- Alarm
- Alarm control
- T.V./F.M. socket linked to aerial
- Automatic extractor fan discharging externally
- B.I.G. Back inlet gully
- Hot water reader

10.APR.2000 1116

Date	Revisions

© copyright

...ABRACAD...
ARCHITECTURE • URBAN DESIGN • COMPUTER GRAPHICS
The Atrium, Broad Lane, Bracknell, Berkshire, RG12 9BX
Tel 01344 481047 Fax 01344 459152 Mob 0498 702028
e-mail alistair.lloyd@breathemail.net

Client
Mr & Mrs G. Scholey

Job Title
Proposed extension & alterations at:
37 Froghall Drive,
Wokingham,
Berks.,
RG40 2LE

APPROVED

Drawing Title
Proposed Plans & Elevations

Scale 1:50, 1:100 & 1:200

Date Feb. 2000 | Drawn by A. Lloyd Architect

Drg No SCH/02 | Rev

