

NORTH WEST

Plain Tiles On 38x19mm. Tanalised S.W. Battens On Untreatable Slaters Felt On 175x50mm. S.C.3 Grade Timber Rafters At 400mm. Ctrs.

150x50mm. Timber Collars At 400mm. Ctrs Bolted To Rafters With 2 No. 12mm. Dia Bolts With Double Coach Toothplate Connectors Including 3mm. Thick Sq. M.S. Washers.

100x50mm. Timber Wall Plate Strapped To Wall With Galv. M.S. Anchor Straps

100mm. Dia Gutter On 175x25mm. Fascia Board

6mm. W.B.P. Plywood Soffits With 10mm. Ventilation Gaps

19mm. T. & G. Boarding On 150x50mm. S.C.3 Grade Timber Joists At 400mm. Ctrs.

Catnic CN17F Lintel

Resilton & Reil. Joints Timber Window

12.5mm. Plasterboard With 5mm. Scrimsh Plaster Finish To Give 1/2 Hr. Fire Rated Ceiling

Vertical D.P.C.

D.P.C. To B.S.S. 743 Min. 150mm. Above G.L.

600mm. Wide x 300mm. Thick Concrete Strip Foundation 1M. Deep. Below G.L. Or To Suitable Load Bearing Sub-Strata

225x25mm. Timber Pickle Board

100mm. Glass Wool Insulation

10°

2.63M.

2.90

2.50

2.00

110mm. Face Brickwork

50mm. Cavity With 50mm. Rockwool Insulation Batts Built Within

100mm. Celcon Or Similar Blockwork With 2 Coat Plaster Finish

Catnic CN17F Lintel

203x133x30 Kg. U.B. With 1/2 Hour Fire Rated Cladding

125mm. 1:2:4 Mix Concrete

1000g. Polythene D.P.M.

40mm. Sand Blinding

150mm. Hardcore

0.0 M.

SECTION A-A

Purpland Farmhouse Red Plain Tiles

Timber Lin. & Over Doors

Cedral Boris Mylitt Stock Or Similar

SOUTH WEST

SOUTH EAST

NORTH EAST

ELEVATIONS

STAIRCASE

13 Risers @ 190mm. Treads 235mm. Goings. Balustrade With Handrails At 950mm. Min. Height Above Pitch Line And 1000mm. Min. Above Landing. Balusters To Be Spaced At Max 100mm. Pitch Not To Exceed 42° And Vertical Clear Headroom Of Min. 2M.

600x300mm. Concrete Strip Foundations Shown Dotted

CH17F

2600

300

CARDEN STORE/WORKSHOP

2300

13 12 11 10 9 8 7 6 5 4 3 2 1

LIP

600

180

1/2 Hr. F.B.S.C. Door

LIP 100mm.

450x200x150mm. Concrete Padstone Under End Bearing

100mm. Celcon Or Similar Blockwork

110mm. Face Brickwork

50mm. Cavity With 50mm. Rockwool Insulation Batts Built Within

100mm. Celcon Or Similar Blockwork

5480

B.W.P.

100mm. Dia B.W. Drain

205x133x30 U.B. Over

DOUBLE GARAGE WITH PLAYROOM IN ROOF SPACE

CH17F

Vertical D.P.C.

150x50mm. S.C.3 Joists Over

450x100x150mm. Concrete Padstone Under End Bearing

2400

1260

Catnic CN8A Lintel

Catnic CN8A Lintel

450 2290 450 2290 450

5930

GARAGE PLAN

PLAYROOM

CH17F.

FIRST FLOOR PLAN

LATERAL SUPPORT

Provide Lateral Support To Gable Walls At 1st Floor And Roof Level By Means Of Galv. M.S. Anchor Straps Of 30x5mm. Min Cross Section And 1M. In Length Fixed To Blockwork And Across Min 3 Joists Or Rafters Where Applicable At Max 2 M. Ctrs.

DEFERRED

CLIENT
L. NEMETH. Esq.

PROJECT
PROPOSED DEMOLITION OF EXISTING BUNGALOW & GARAGE AND ERECTION OF NEW DETACHED HOUSE AT No. 15 SANDY LANE, WORSINGHAM.

DRAWING
GARAGE PLANS & ELEVATIONS

SCALE 1:50 & 1:100

DATE 2ND JULY 1986

F/2000/1526

Additional plan

REFUSED

JOB TITLE		
REV	AMENDMENT	DATE

TRICORNE, 15 SANDY LANE
WOKINGHAM
BERKSHIRE
RG41 4DD

DRAWING TITLE

PROPOSED DWELLING
FLOOR PLANS AND ELEVATIONS

DRAWN	PGT	DATE	20/4/2000
SCALE	1:50, 1:1000	JOB NO	LN37AJN/01
		DWG NO	2000/WOKINGHAM/04

PROPOSED BUILDING FLOOR AREAS

Ground Floor	146.3m²
First Floor	146.3m²
	292.6m²

EXISTING BUILDING FLOOR AREAS

Bungalow Ground Floor	99.4m²
Bungalow First Floor	75.4m²
	174.8m²

Outbuilding (Stables) 129.6m²

NOTES

Drawing not to be used for setting out. Do not scale.

REFUSED

LOCATION PLAN - 1/1000

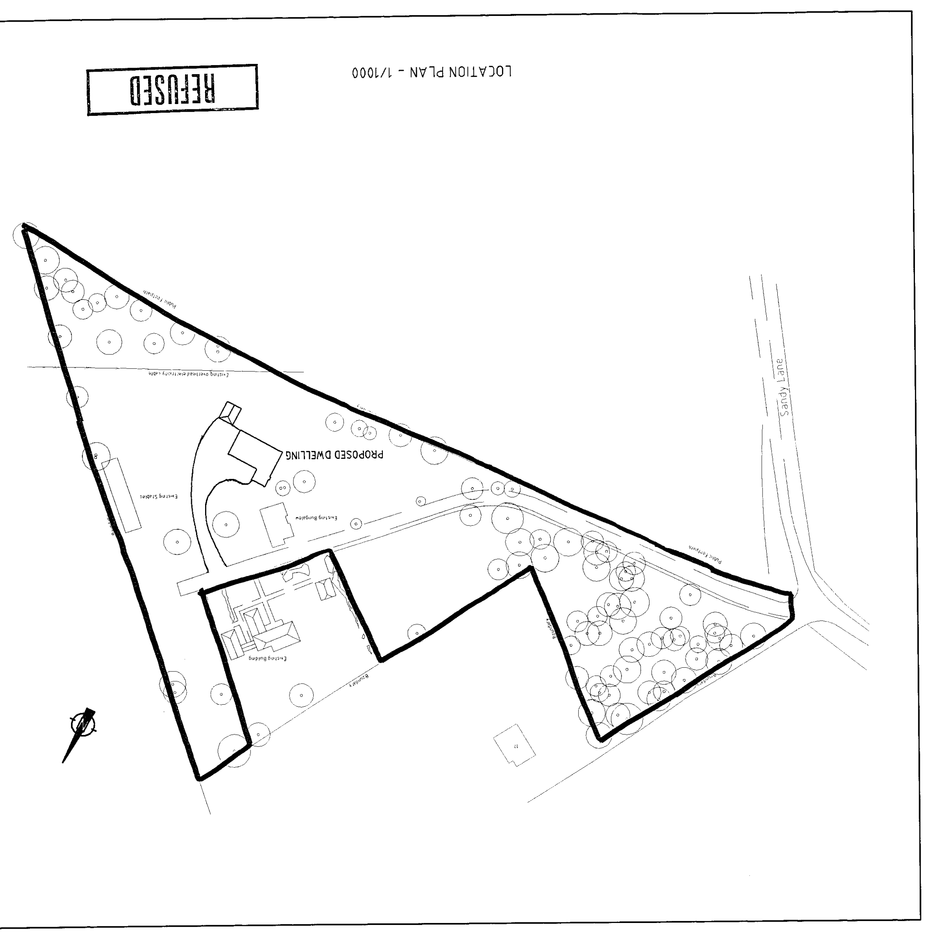

REFUSED

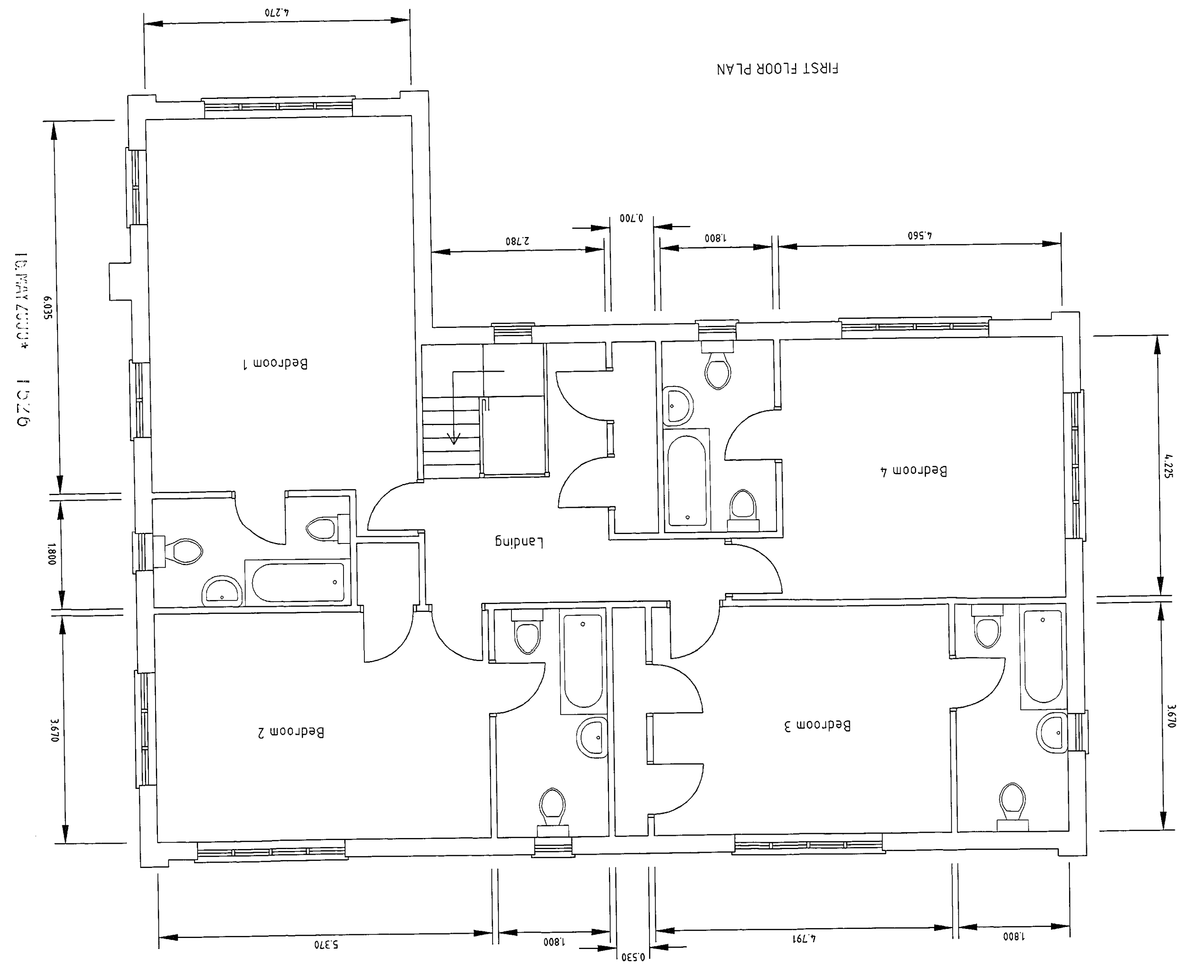

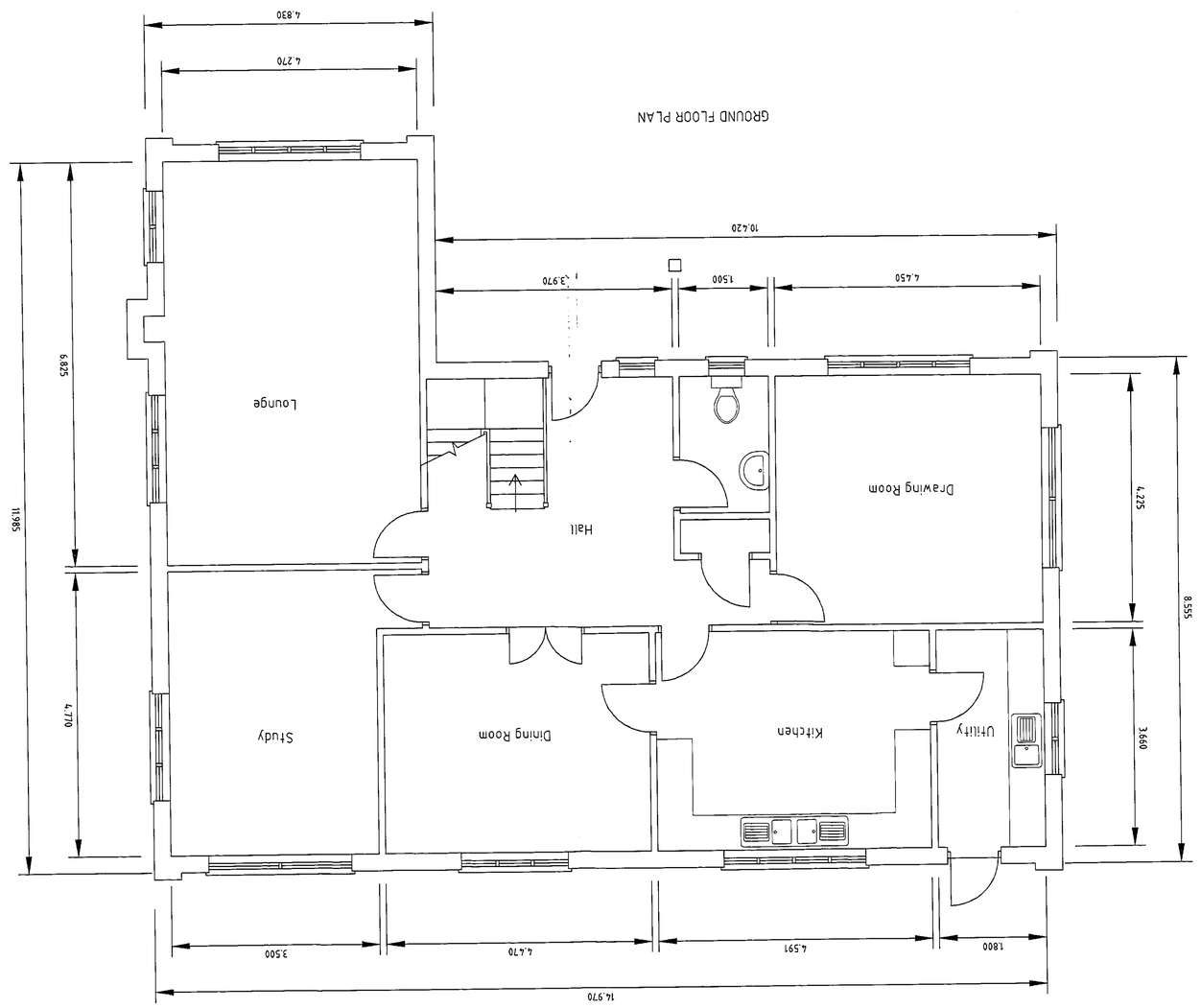

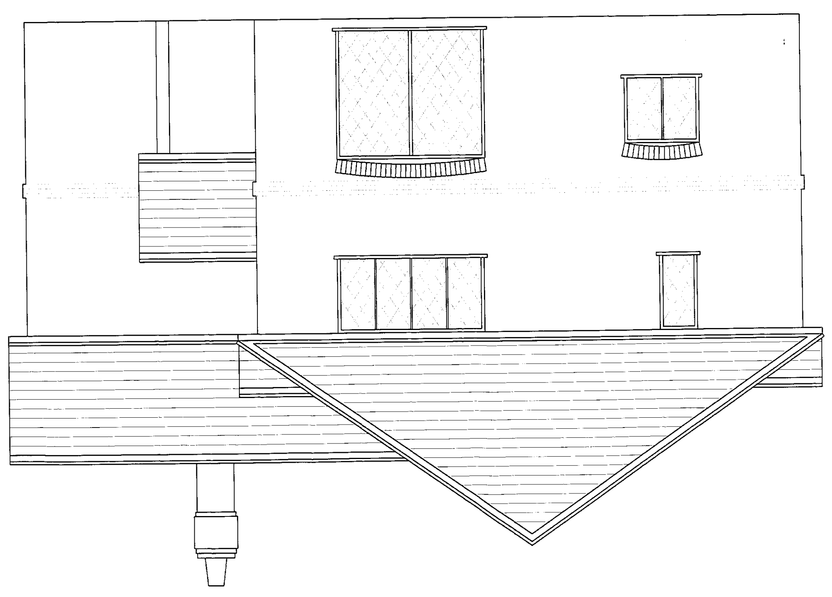

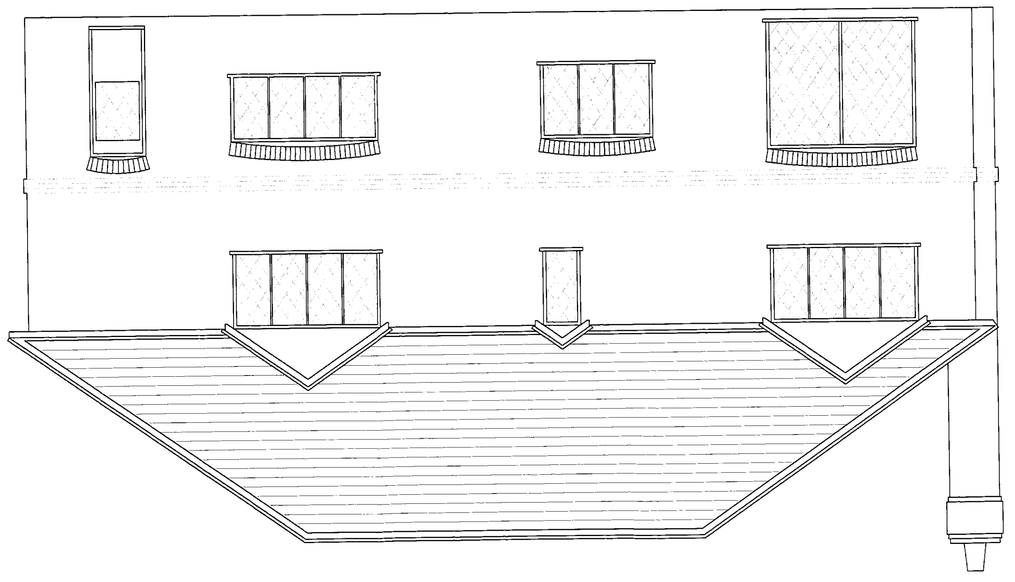

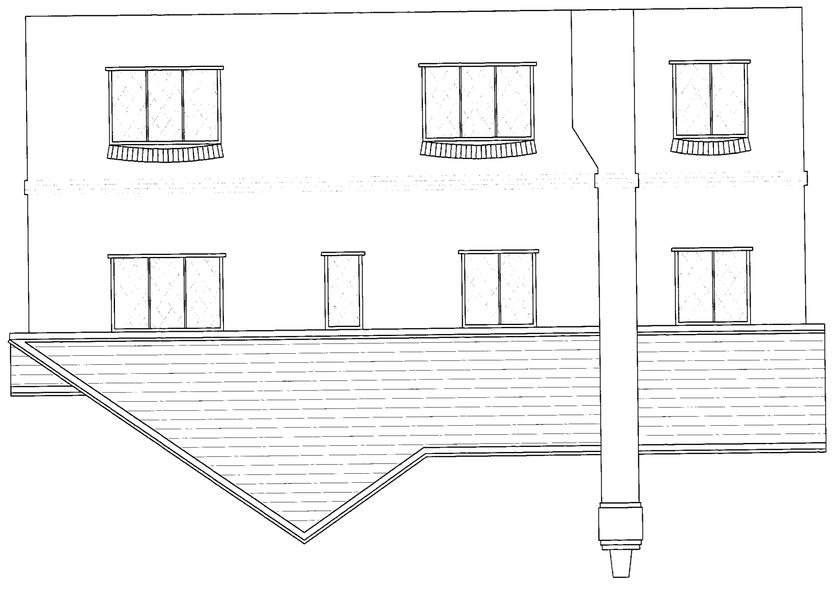

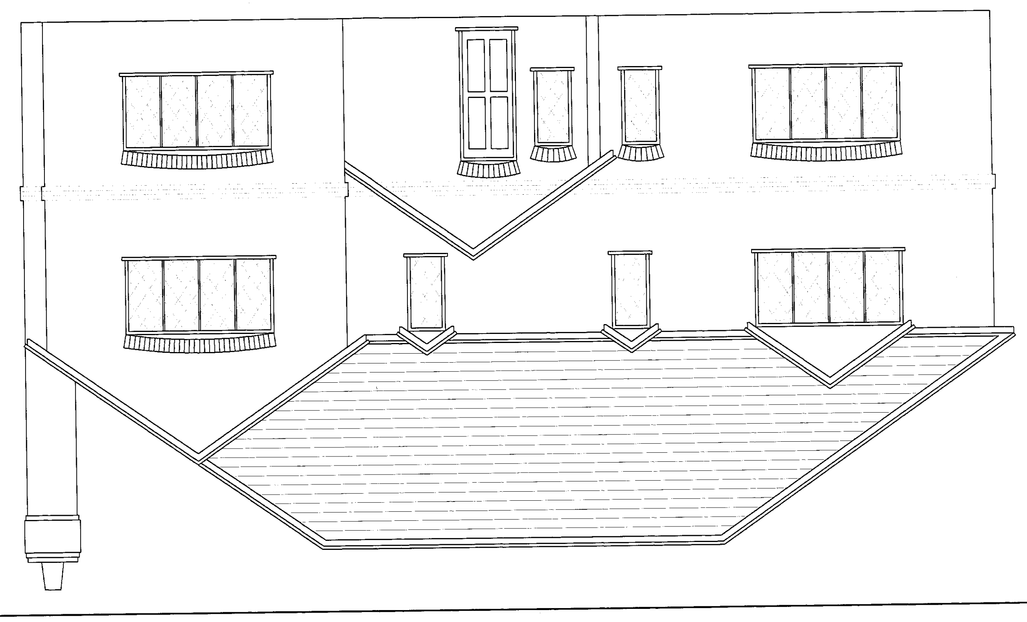

NOTES

Drawing not to be used for setting out. Do not scale.



FRONT ELEVATION



SIDE ELEVATION



REAR ELEVATION



SIDE ELEVATION

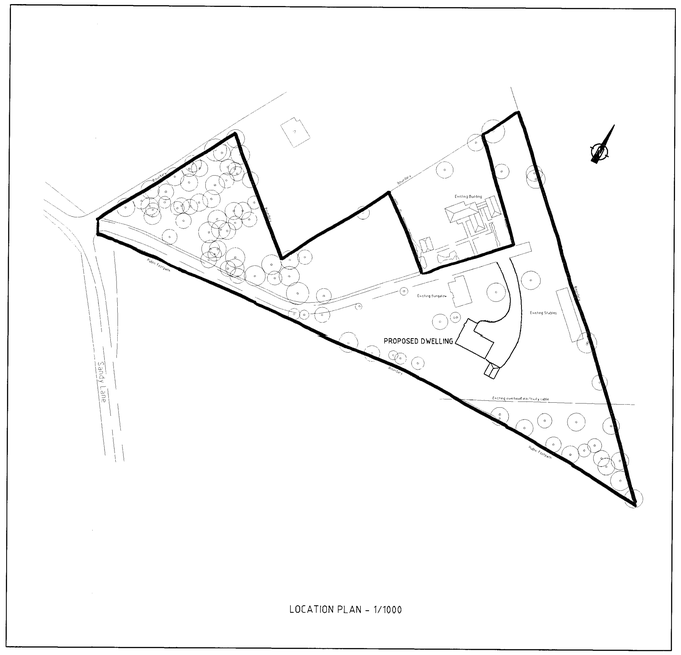

LOCATION PLAN - 1/1000

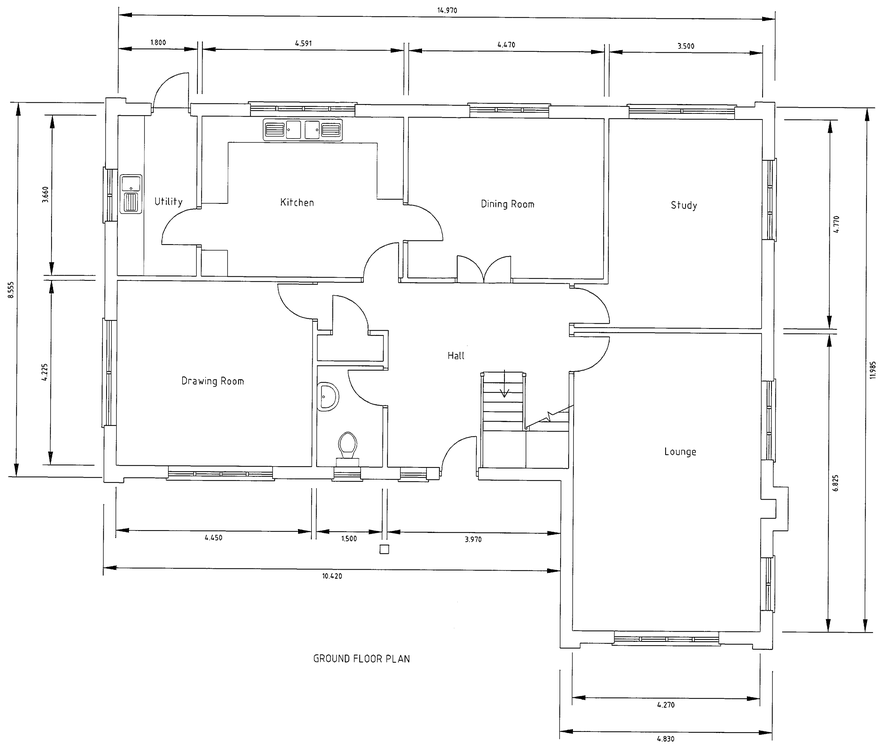

GROUND FLOOR PLAN

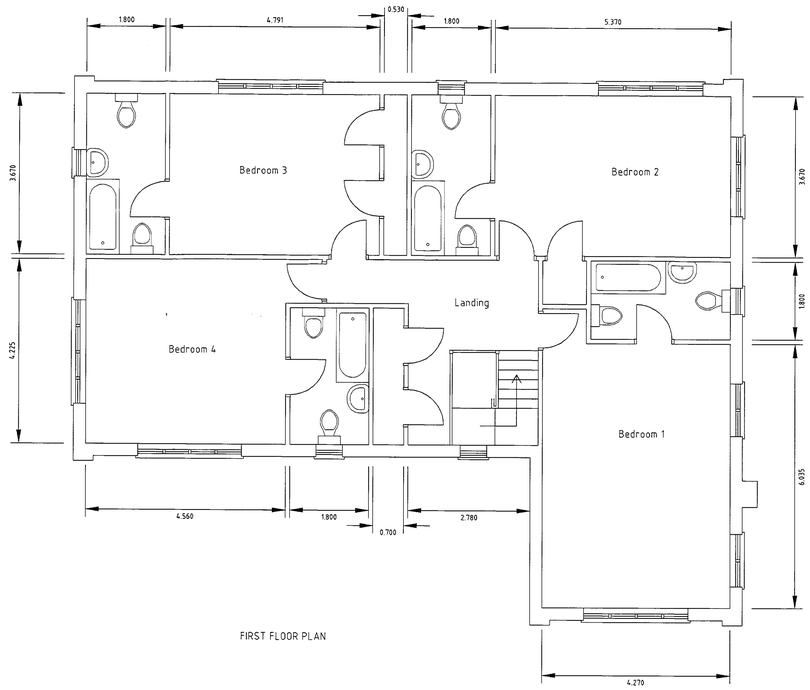

FIRST FLOOR PLAN

PROPOSED BUILDING FLOOR AREAS	
Ground Floor	146.3m²
First Floor	146.3m²
	292.6m²

EXISTING BUILDING FLOOR AREAS	
Bungalow Ground Floor	99.4m²
Bungalow First Floor	75.4m²
	174.8m²
Outbuilding (Stables)	129.6m²

REV	AMENDMENT	DATE

JOB TITLE

TRICORNE, 15 SANDY LANE
WOKINGHAM
BERKSHIRE
RG41 4DD

REFUSED

DRAWING TITLE

PROPOSED DWELLING
FLOOR PLANS AND ELEVATIONS

DRAWN	PGT	DATE	20/4/2000
SCALE	1:50, 1:1000	JOB NO	LN37AJN/01
DWG NO	2000/WOKINGHAM/04		

16 MAY 2000 1526

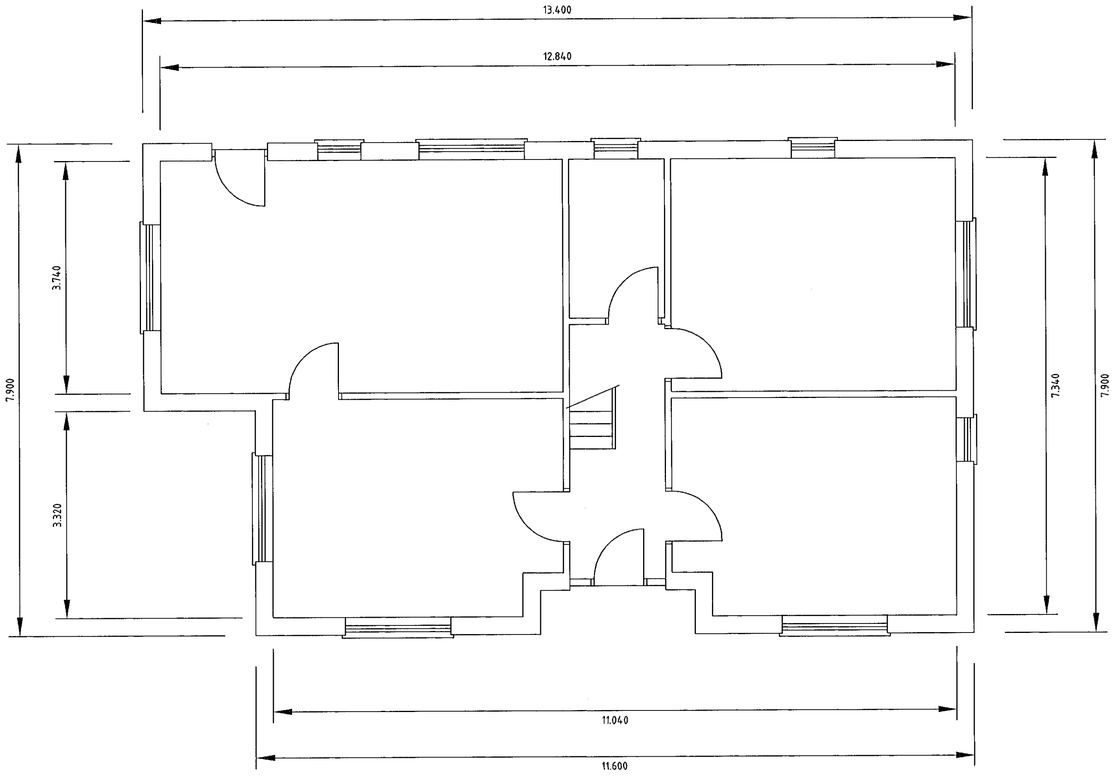

GROUND FLOOR PLAN

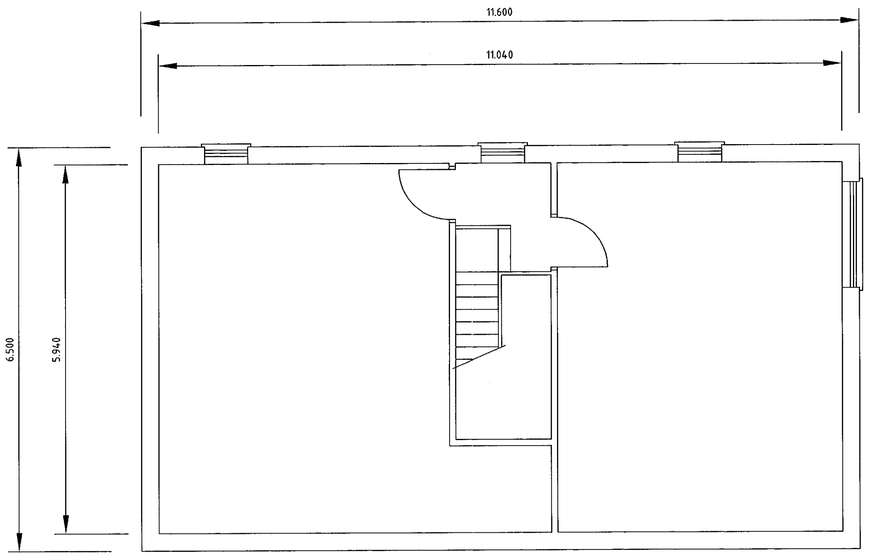

FIRST FLOOR PLAN

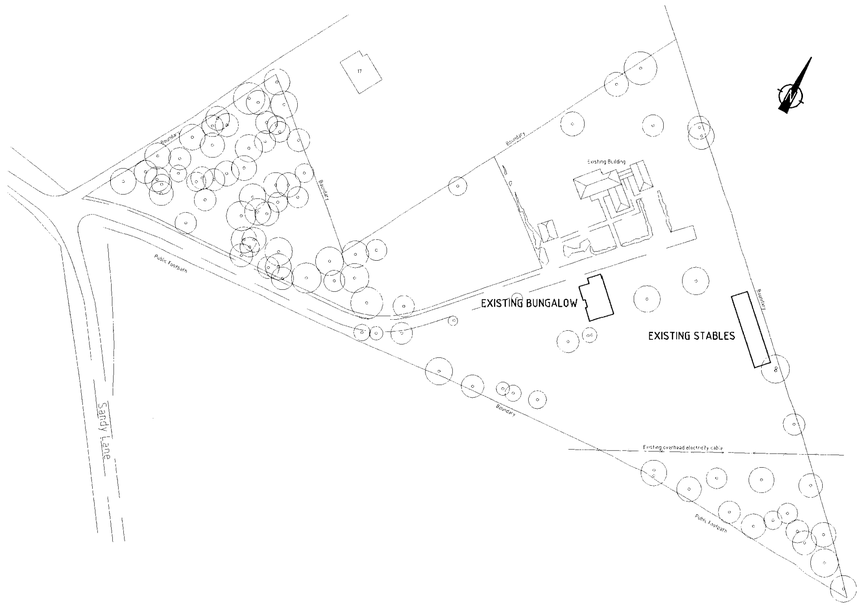

LOCATION PLAN - 1/1000

NOTES

Drawing not to be scaled.

EXISTING BUILDING FLOOR AREAS	
Bungalow Ground Floor	99.4m²
Bungalow First Floor	75.4m²
	174.8m²
Outbuilding (Stables)	129.6m²

16.MAY2000* 1526

REV	AMENDMENT	DATE

JOB TITLE

TRICORNE, 15 SANDY LANE
WOKINGHAM
BERKSHIRE
RG41 4DD

REFUSED

DRAWING TITLE

EXISTING BUNGALOW
FLOOR PLANS

DRAWN	PGT	DATE	18/4/2000
SCALE	1/50, 1/1000	JOB NO	LN37AJN/01
DWG NO	2000/WOKINGHAM/05		

PART PERMISSION

NOTES

Drawing not to be used for setting out. Do not scale.



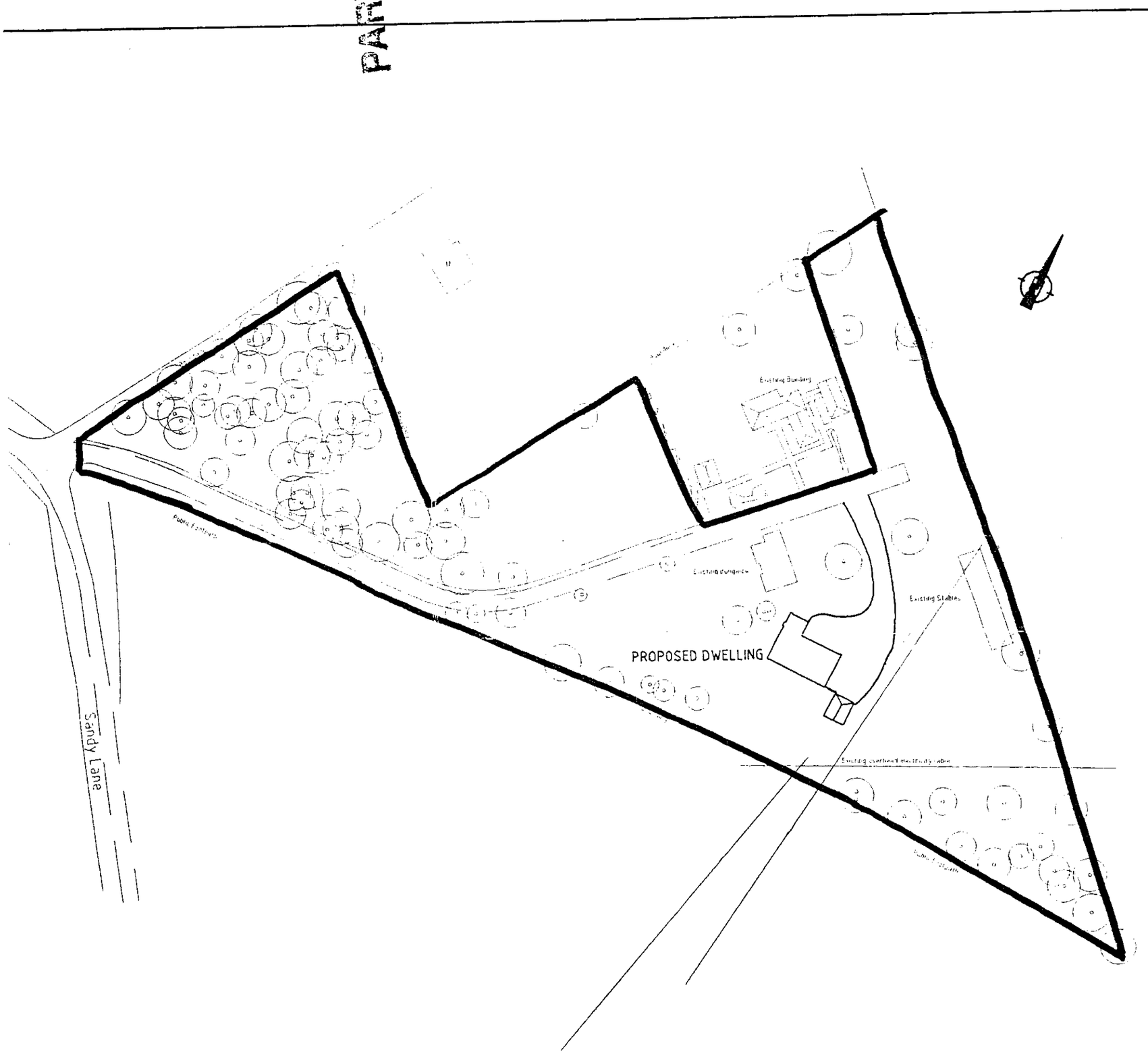

LOCATION PLAN - 1/1000

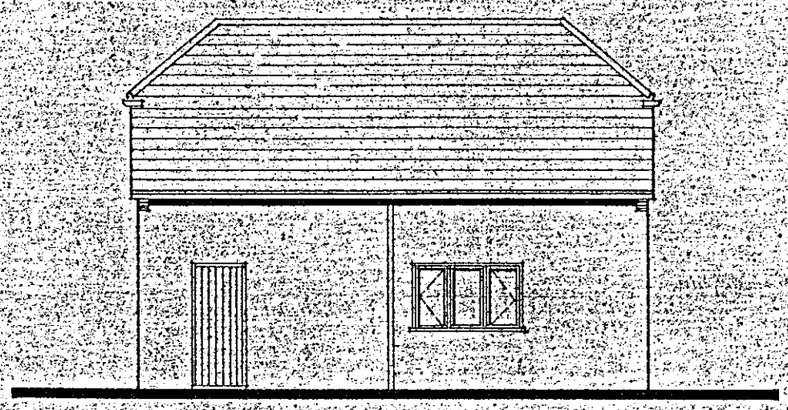

NORTH WEST

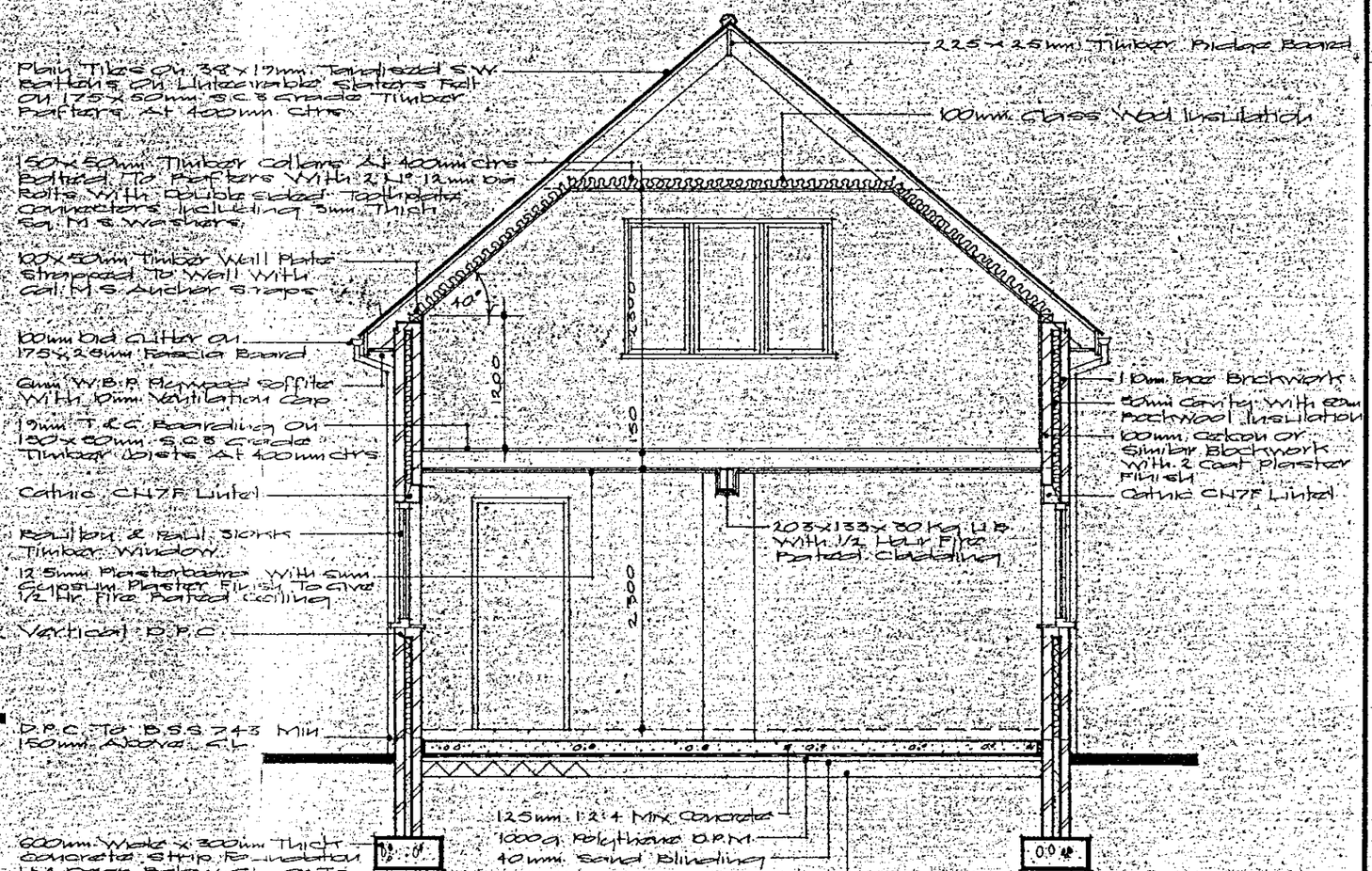

SECTION A-A



SOUTH WEST



SOUTH EAST



NORTH EAST

ELEVATIONS

STAIRCASE
13 Risers of 190mm. Treads 2.5mm Gauge
Balustrade With Handrails - 900mm Min. Height Above Pitch Line And 1000mm Min Above Landing. Balusters To Be Spaced At Max 100mm. Pitch Not To Exceed 42° And Vertical Clear Headroom of Min 2M.

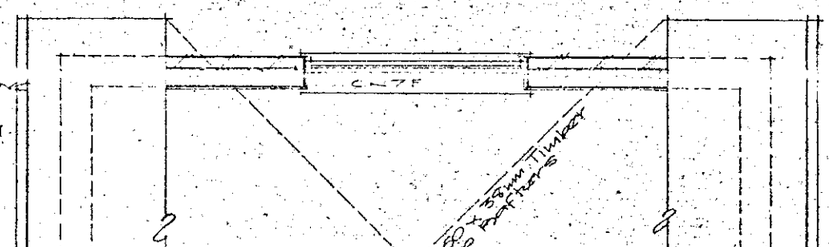

FIRST FLOOR PLAN



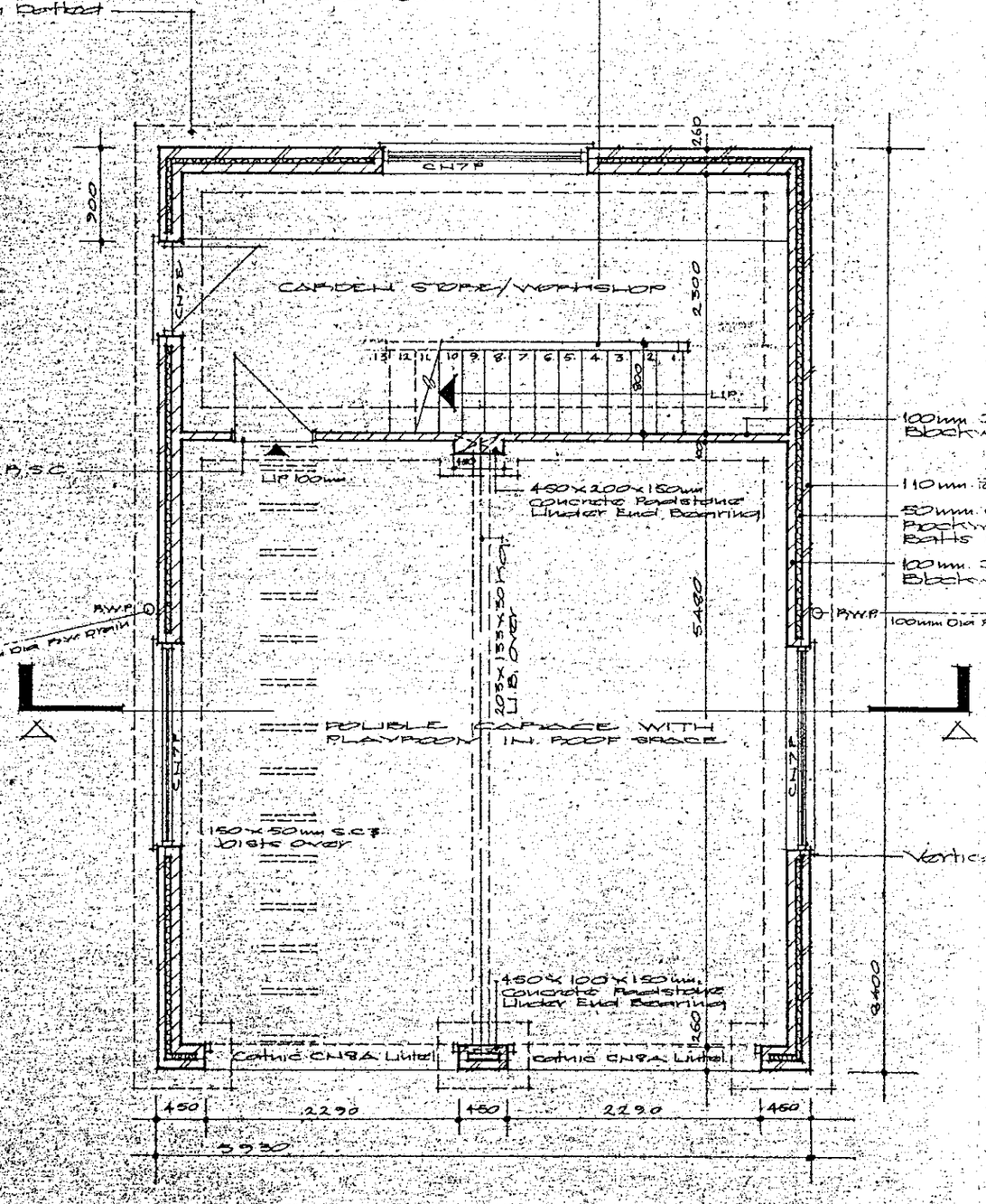

GARAGE PLAN

LATERAL SUPPORT
Provide Lateral Support To Gable Walls At 1st Floor And Roof Level By Means of Galv. M.S. Anchor Straps Of 30x5mm. Min Cross Section And 1M. In Length. Fixed To Blockwork And Across Min 3 Joists Or Rafters Where Applicable At Max 2 M. ctrs.

1526

ADDITIONAL PLAN

CLIENT
L. NEMETH Esq.

PROJECT
PROPOSED DEMOLITION OF EXISTING BUNGALOW & GARAGE AND ERECTION OF NEW DETACHED HOUSE AT No 15 SANDY LANE, WORTHING.

DRAWING
GARAGE PLANS & ELEVATIONS

SCALE 1:50 & 1:100
DATE 2nd JULY 1986

REFUSED

DELEGATED

PART 1 REGISTER

NOTES

Drawing not to be used for setting out. Do not scale.

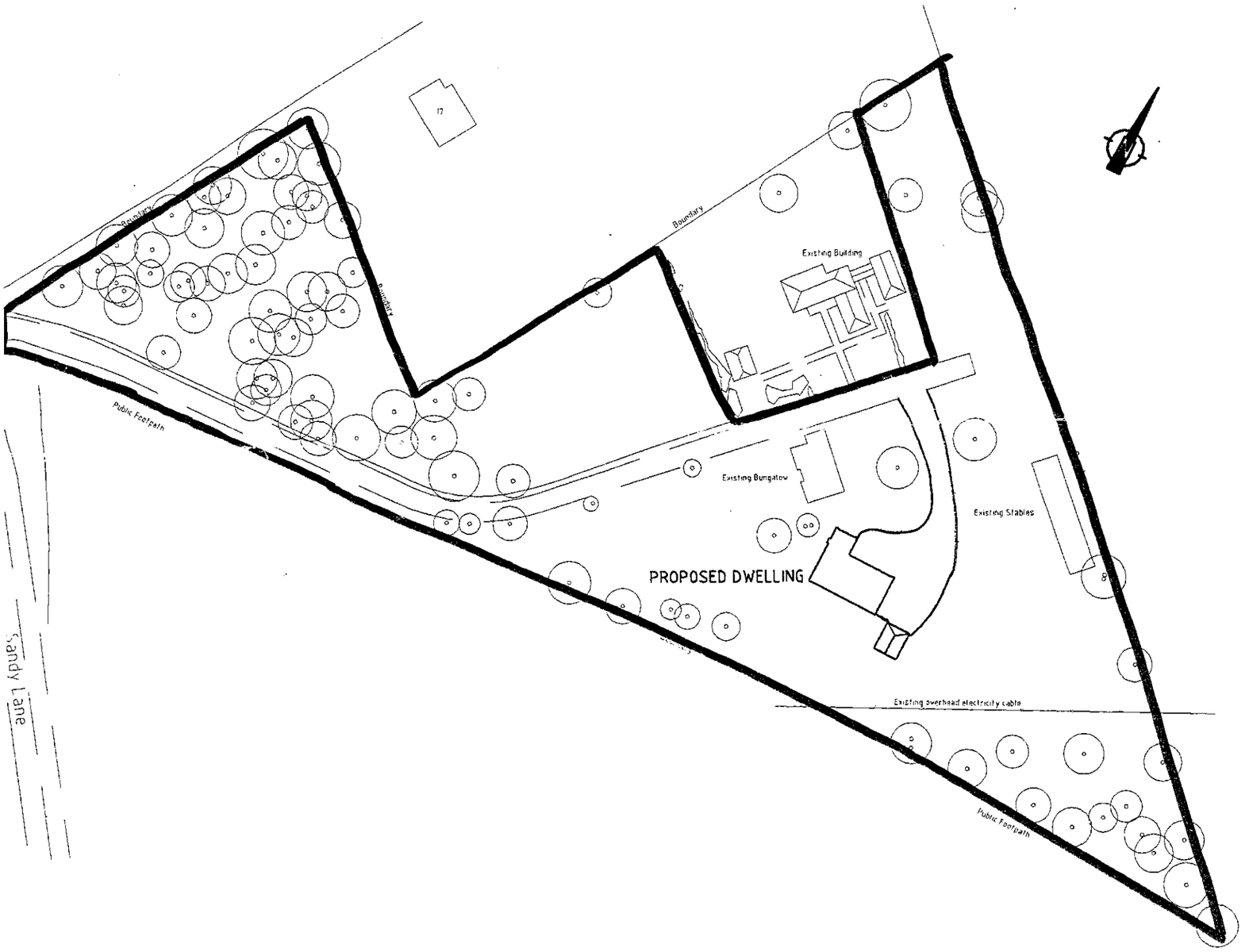

LOCATION PLAN - 1/1000

REFUSED



NORTH WEST

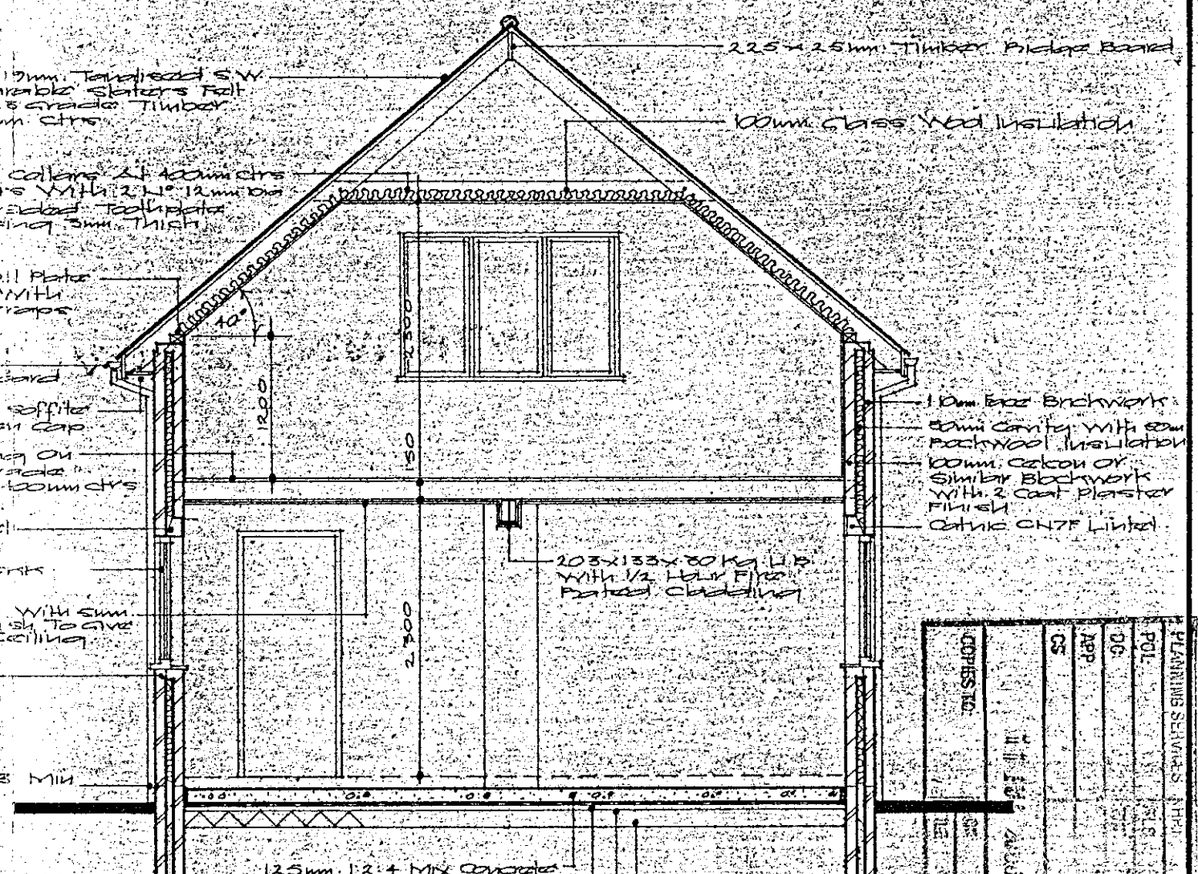

SECTION A-A



SOUTH WEST





SOUTH EAST

NORTH EAST

ELEVATIONS

STAIRCASE
13 Risers @ 190mm. Treads 235mm. Goings Balustrade With Handrails @ 865 Height Above Pitch Line And 900mm Min. Above Landing. Balusters To Be Spaced At Max 100mm. Pitch Not To Exceed 42° And Vertical Clear Headroom of Min 2M.

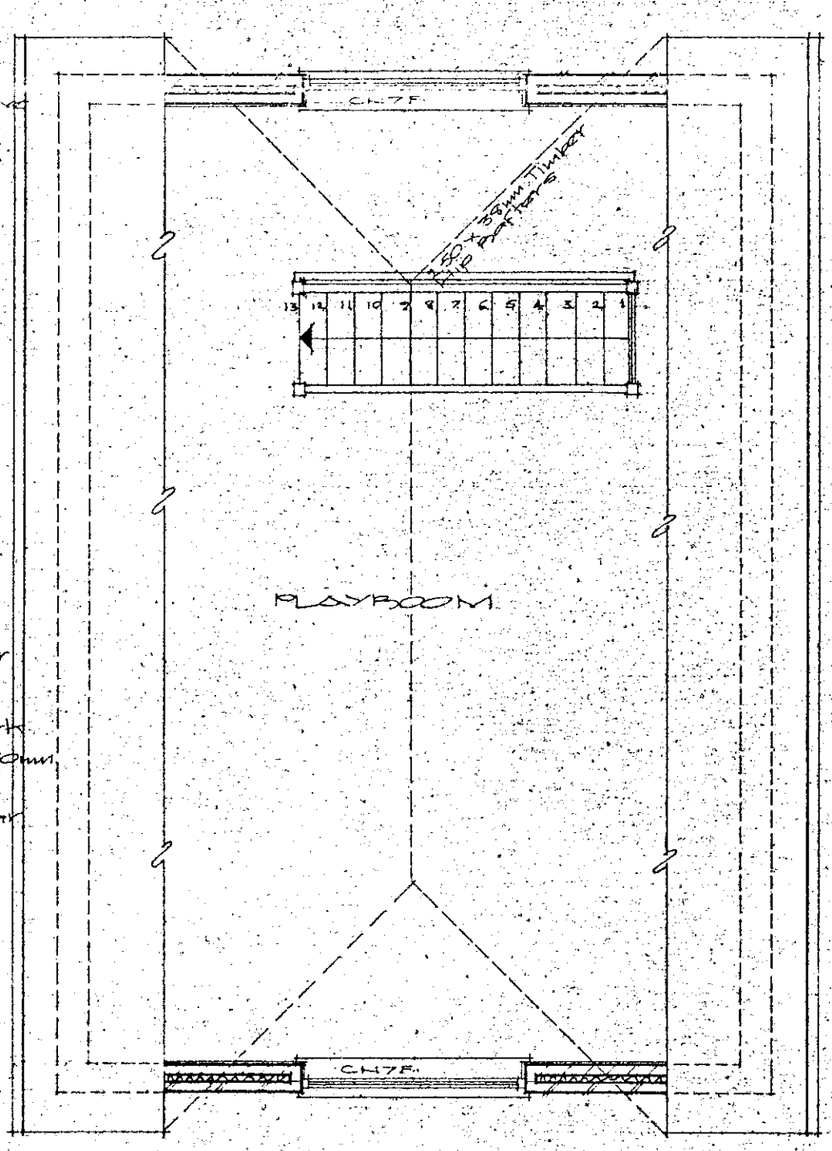

FIRST FLOOR PLAN

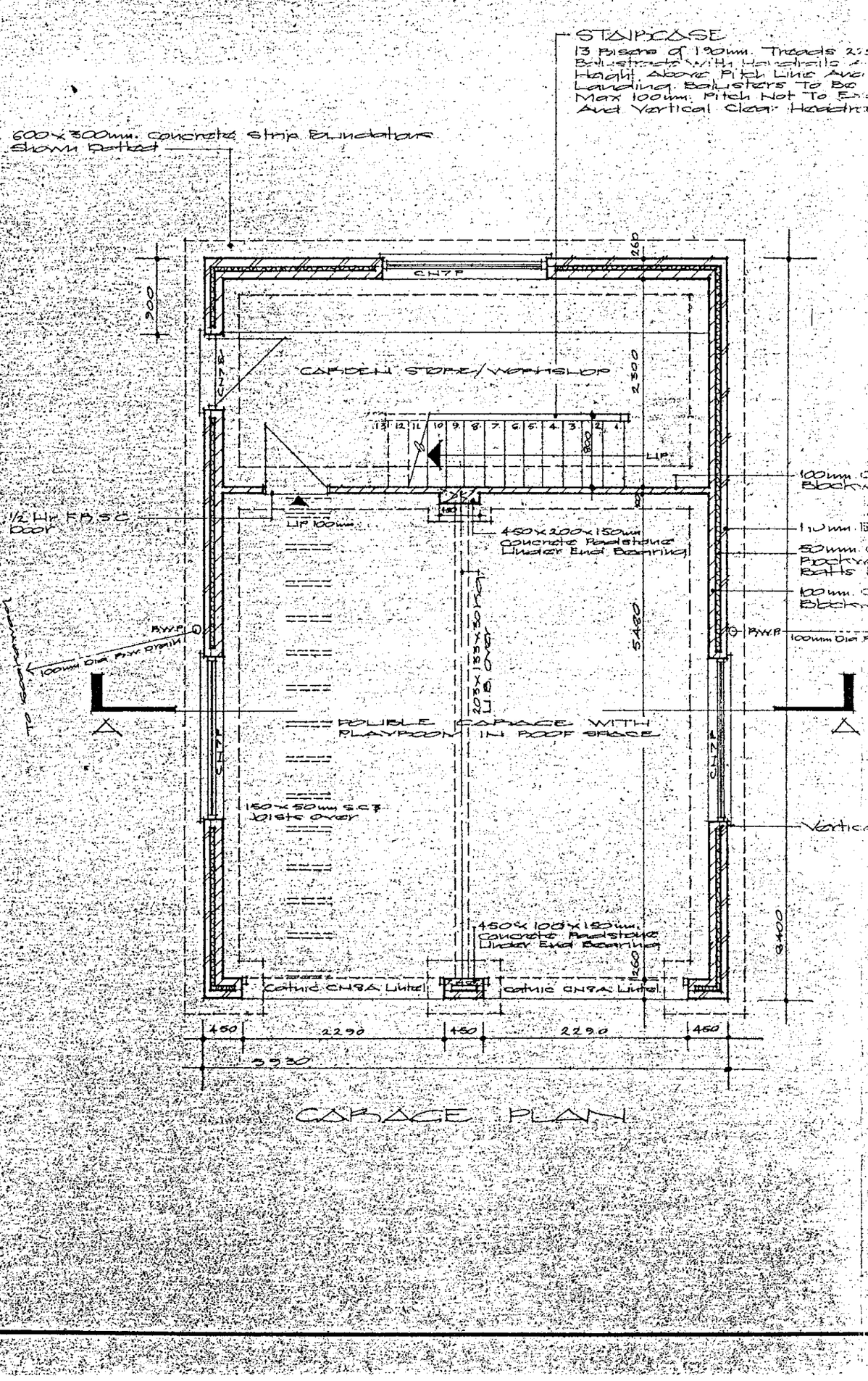

GARAGE PLAN

L.S. P.S.L. SUPPORT
Provide Lateral Support To Cable Walls At 1st Floor And Roof Level By Means of Gal M.S Anchor Straps Of 30x5mm Min Cross Section And 1 M. In Length Fixed To Blockwork And Across Min 3 Joists Or Rafters Where Applicable At Max 2 M. Ctrs.

ADDITIONAL PLAN

152

0526

CLIENT:
L. NEMETH Esq.

PROJECT:
PROPOSED DEMOLITION OF EXISTING BUNGALOW & GARAGE AND ERECTION OF NEW DETACHED HOUSE AT No 15 SANDY LANE, WORTHING.

DRAWING:
GARAGE PLANS & ELEVATIONS

SCALE: 1:50 & 1:100

DATE: 2ND JULY 1986

PROPOSED BUILDING FLOOR AREAS	
Ground Floor	146.3m²
First Floor	146.3m²
	292.6m²

EXISTING BUILDING FLOOR AREAS	
Bungalow Ground Floor	99.4m²
Bungglow First Floor	75.4m²
	174.8m²
Outbuilding (Stables)	129.6m²



REV	AMENDMENT	DATE

JOB TITLE

TRICORNE, 15 SANDY LANE
WOKINGHAM
BERKSHIRE
RG41 4DD

DRAWING TITLE

PROPOSED DWELLING
FLOOR PLANS AND ELEVATIONS

DRAWN	PGT	DATE	20/4/2000
SCALE	1:50, 1:1000	JOB NO	LN37AJN/01
DWG NO	2000/WOKINGHAM/04		

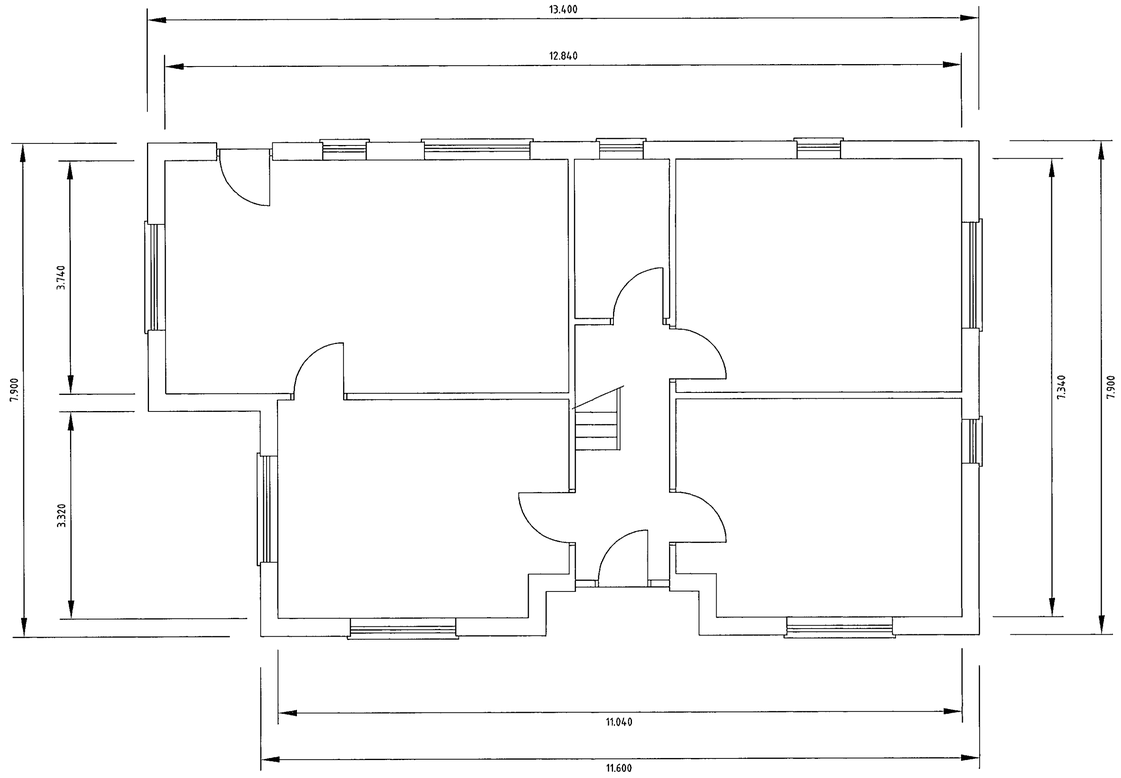

GROUND FLOOR PLAN

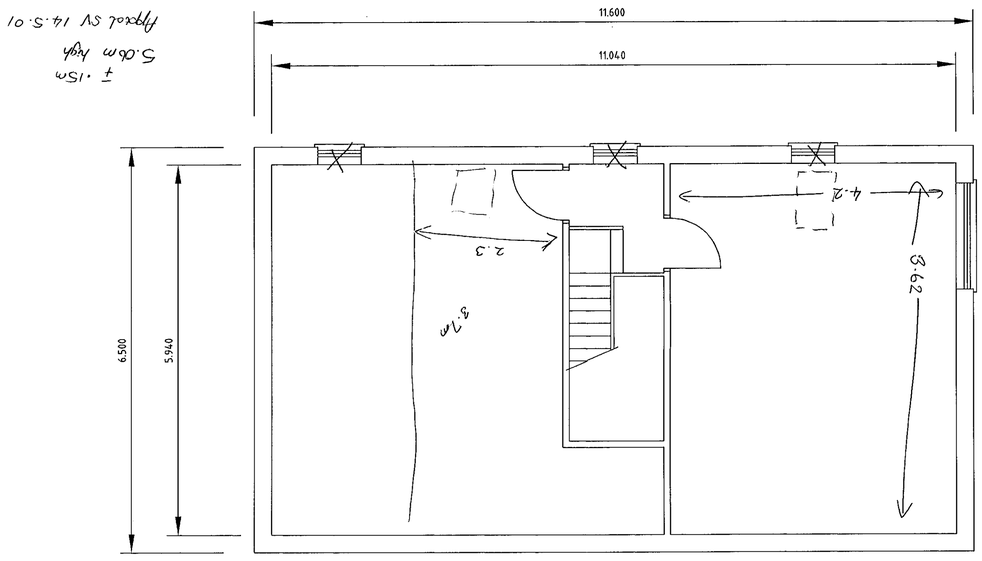

FIRST FLOOR PLAN

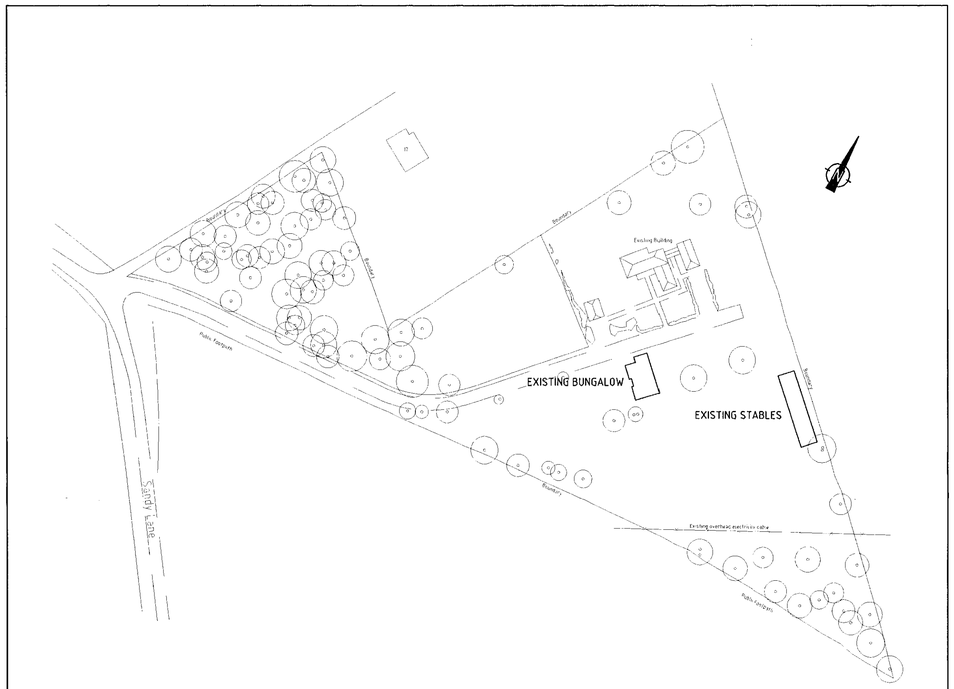

LOCATION PLAN - 1/1000

NOTES

Drawing not to be scaled.

EXISTING BUILDING FLOOR AREAS	
Bungalow Ground Floor	99.4m²
Bungalow First Floor	75.4m²
	174.8m²
Outbuilding (Stables)	129.6m²

16.MAY2000 1526

REV	AMENDMENT	DATE

JOB TITLE

TRICORNE, 15 SANDY LANE
WOKINGHAM
BERKSHIRE
RG41 4DD

REFUSED

DRAWING TITLE

EXISTING BUNGALOW
FLOOR PLANS

DRAWN	PGT	DATE	18/4/2000
SCALE	1/50, 1/1000	JOB NO	LN37AJN/01
DWG NO	2000/WOKINGHAM/05		

NOTES

Drawing not to be used for setting out. Do not scale.



FRONT ELEVATION



SIDE ELEVATION



REAR ELEVATION



SIDE ELEVATION

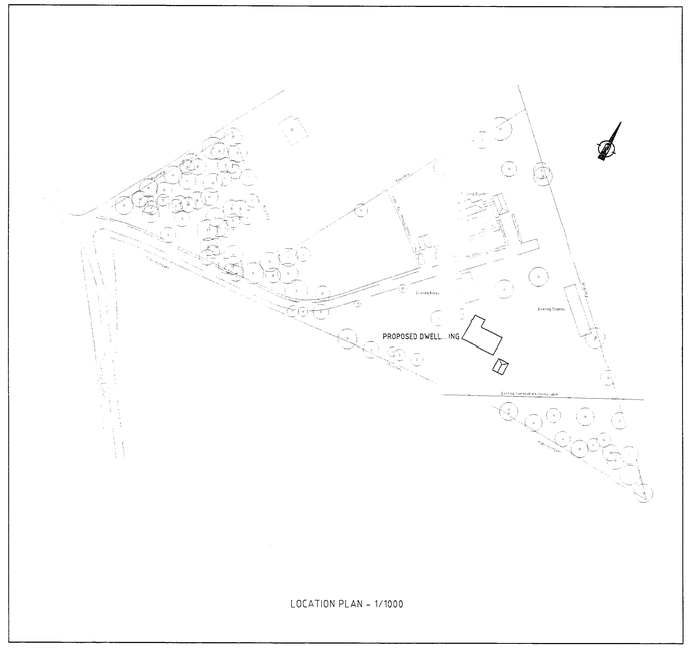

LOCATION PLAN - 1/1000

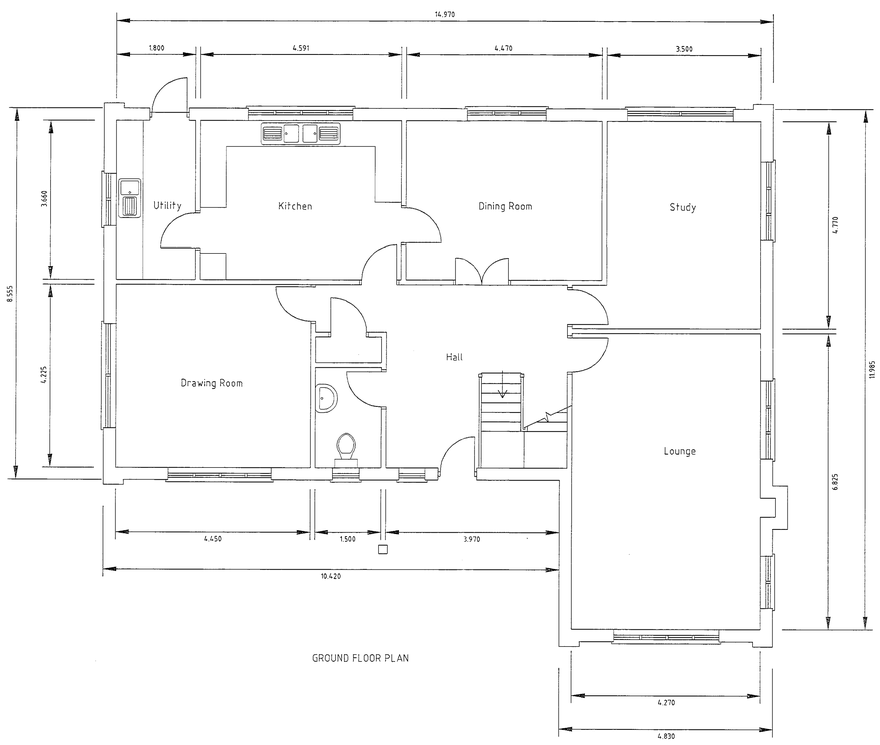

GROUND FLOOR PLAN

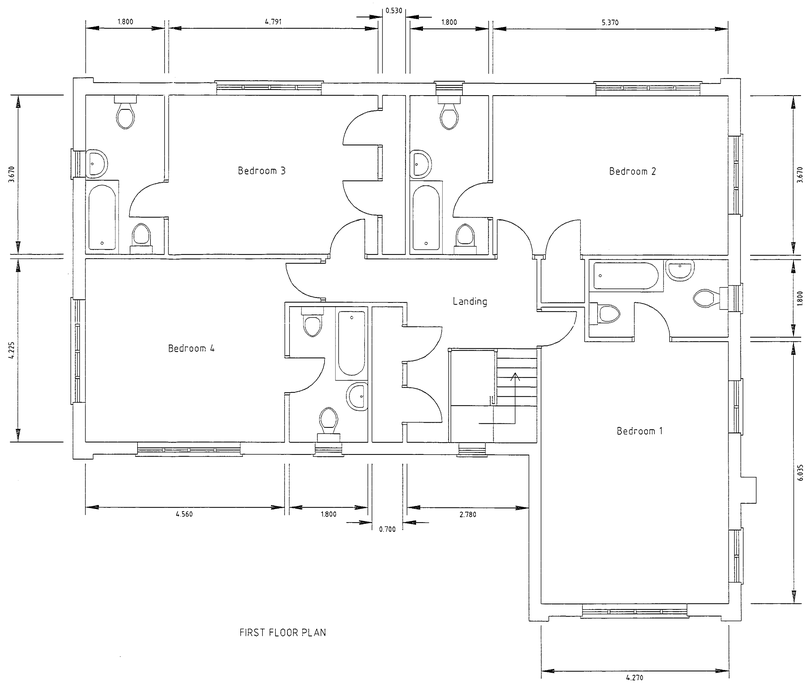

FIRST FLOOR PLAN

PROPOSED BUILDING FLOOR AREAS	
Ground Floor	146.3m²
First Floor	146.3m²
	292.6m²

EXISTING BUILDING FLOOR AREAS	
Bungalow Ground Floor	99.4m²
Bungalow First Floor	75.4m²
	174.8m²
Outbuilding (Stables)	129.6m²

REV	AMENDMENT	DATE

JOB TITLE

TRICORNE, 15 SANDY LANE
WOKINGHAM
BERKSHIRE
RG41 4DD

DRAWING TITLE

PROPOSED DWELLING
FLOOR PLANS AND ELEVATIONS

DRAWN	PGT	DATE	20/4/2000
SCALE	1:50, 1:1000	JOB NO	LN37AJN/01
DWG NO	2000/WOKINGHAM/04		

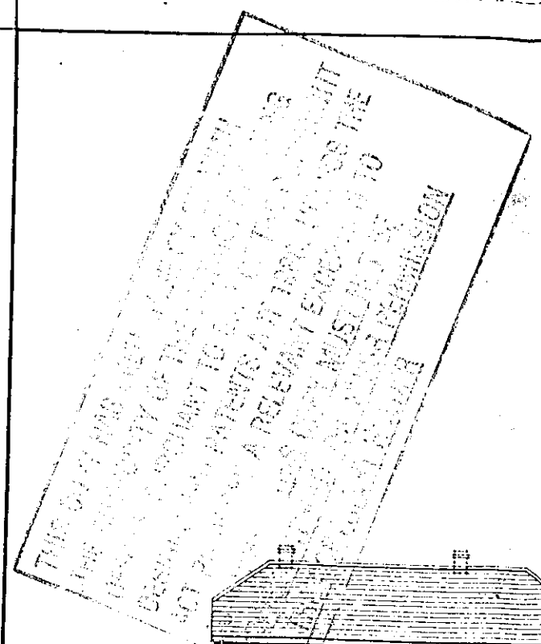

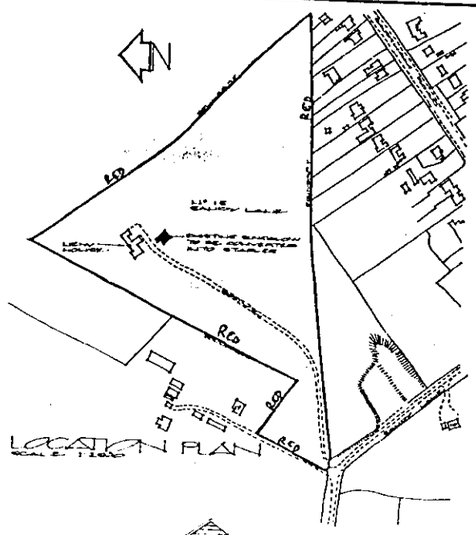


NORTH EAST ELEVATION

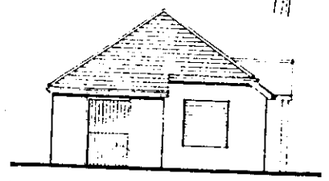
NORTH WEST ELEVATION

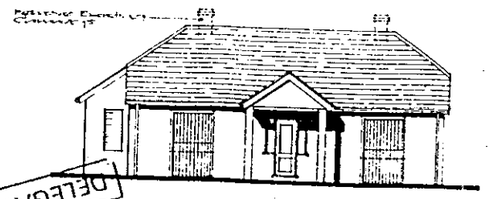

SOUTH WEST ELEVATION


SOUTH EAST ELEVATION

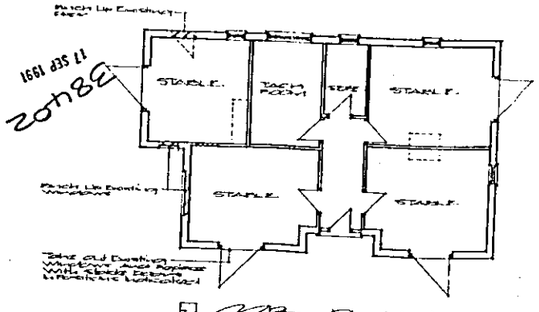

FLOOR PLAN

L. HEWETT Esq.

PROPOSED CONVERSION OF EXISTING BUNGALOW TO THE STABLES AT 18 GANEY LANE, WITHERSHAM, KENTS.

PLANS & ELEVATIONS

SCALE: 1:100 | SHEET No. 18 of 91 of 92

DATE: 19.7.91

SPLAN CLOSTER & ASSOCIATES, 1 OLD MILL COTTAGES, OLD HOSPITAL ROAD, HUNTON, KENT ME15 0RE. 100006 TELEPHONE (0622) 849167

38402

ADR SYSTEMS



NORTH WEST

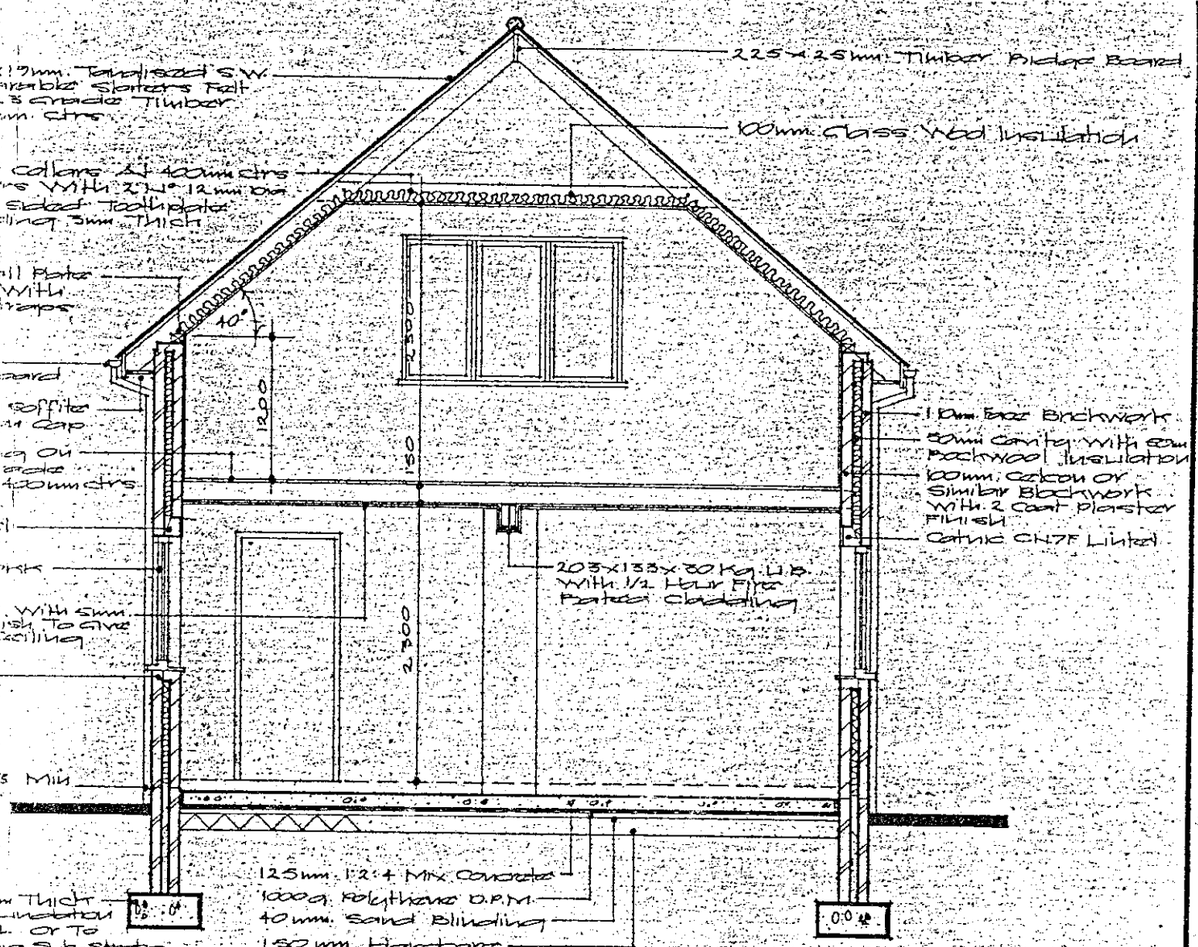

SECTION A-A



SOUTH WEST



SOUTH EAST



NORTH EAST

ELEVATIONS

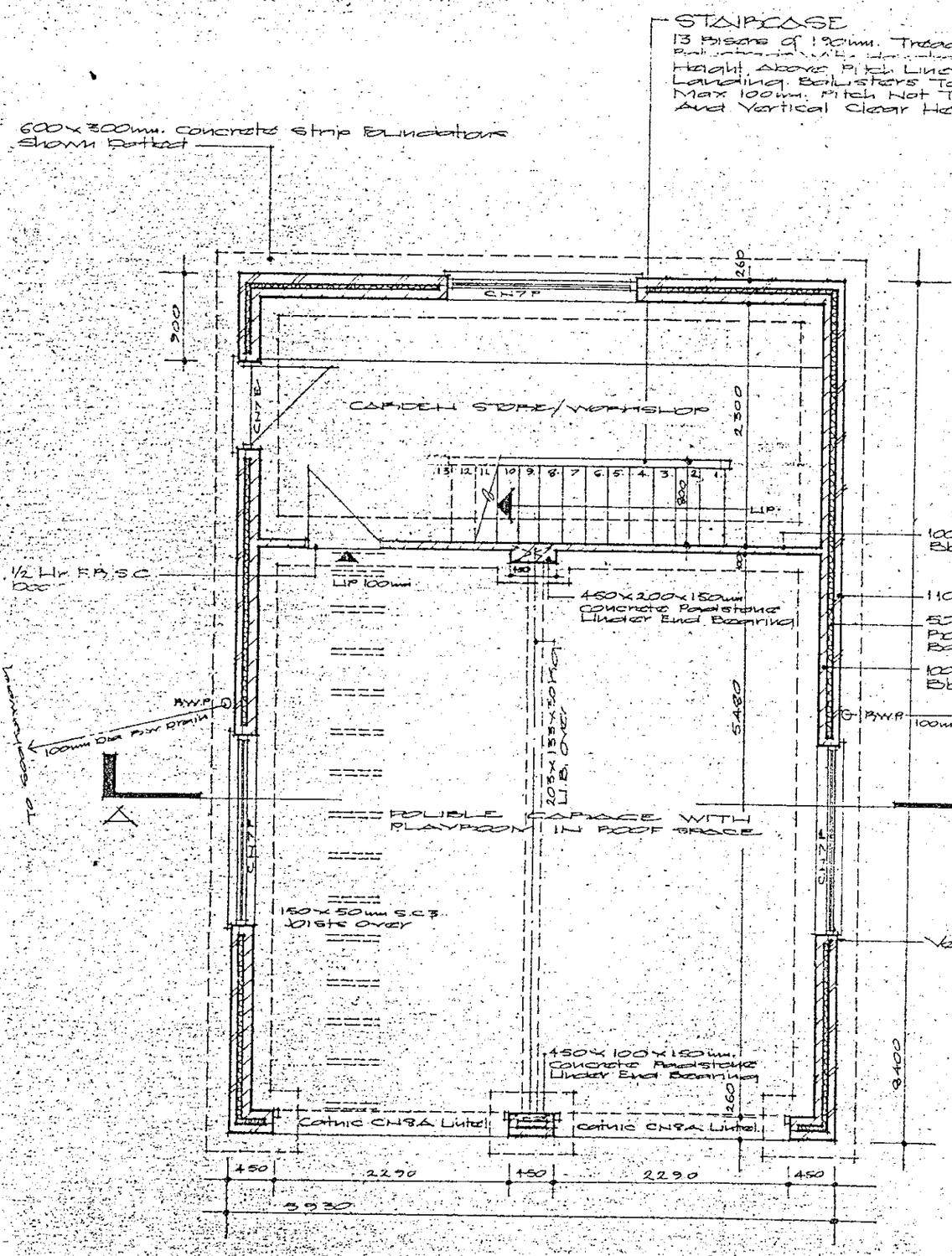

GARAGE PLAN

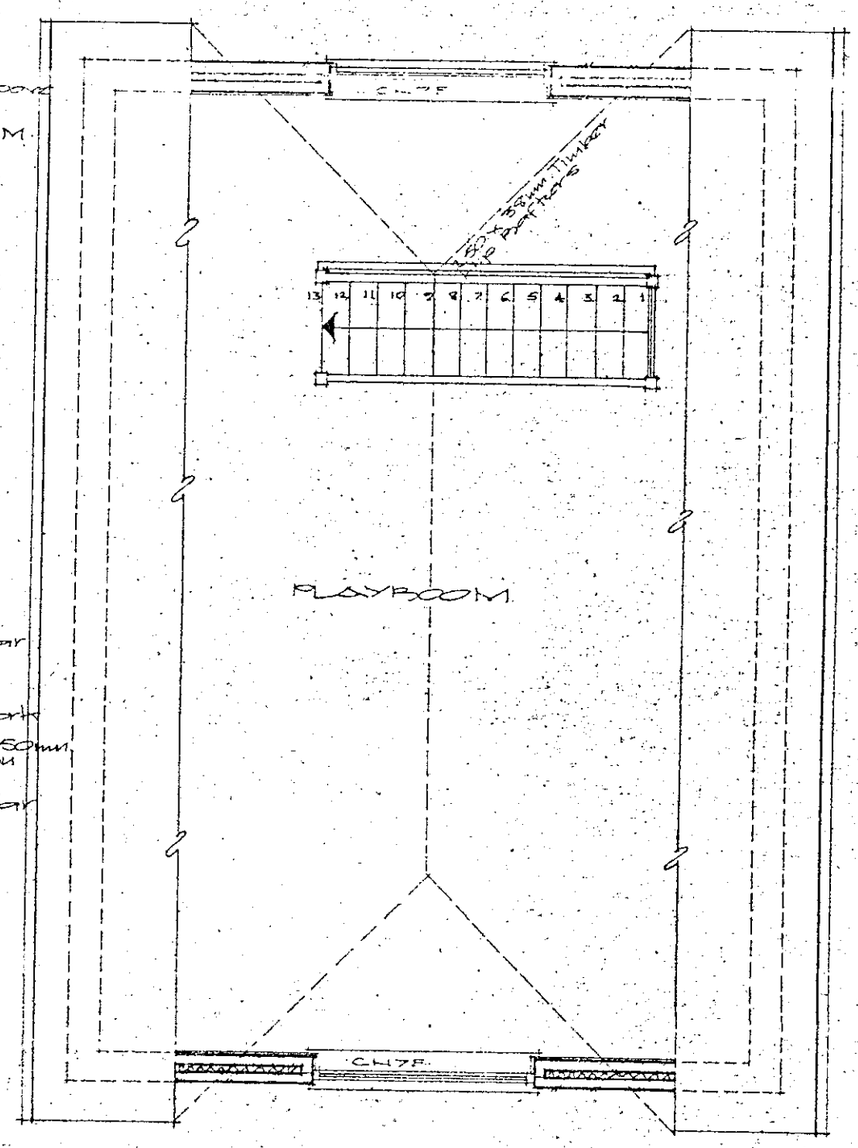

FIRST FLOOR PLAN

LATERAL SUPPORT

Provide Lateral Support To Cable Walls At 1st Floor And Roof Level By Means of 6 No M.S. Anchor Straps Of 30x5mm. Min Cross Section And 1 M. In Length. Fixed To Blockwork And Across Min 3 Joists Or Rafters Where Applicable At Max 2 M. Ctrs.

CLIENT
L. NEMETH Esq.

PROJECT
PROPOSED DEMOLITION OF EXISTING BUNGALOW & GARAGE AND ERECTION OF NEW DETACHED HOUSE AT No 15 SANDY LANE, WOKINGHAM.

DRAWING
GARAGE PLANS & ELEVATIONS

SCALE 1:50 & 1:100.

DATE 2ND JULY 1986

Plan D

0 10 20 30 40 50 60 70 80 90 100
0 2 3

NOTES

Drawing not to be used for setting out. Do not scale.



FRONT ELEVATION



SIDE ELEVATION



REAR ELEVATION



SIDE ELEVATION

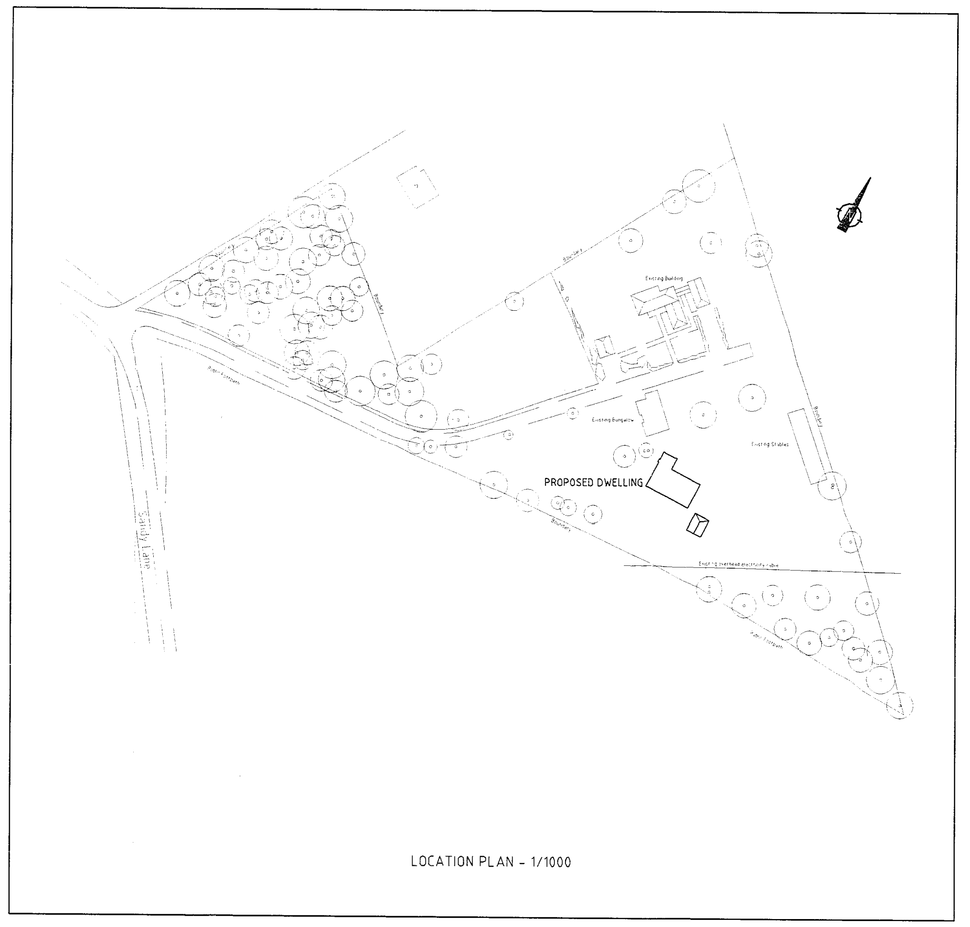

LOCATION PLAN - 1/1000

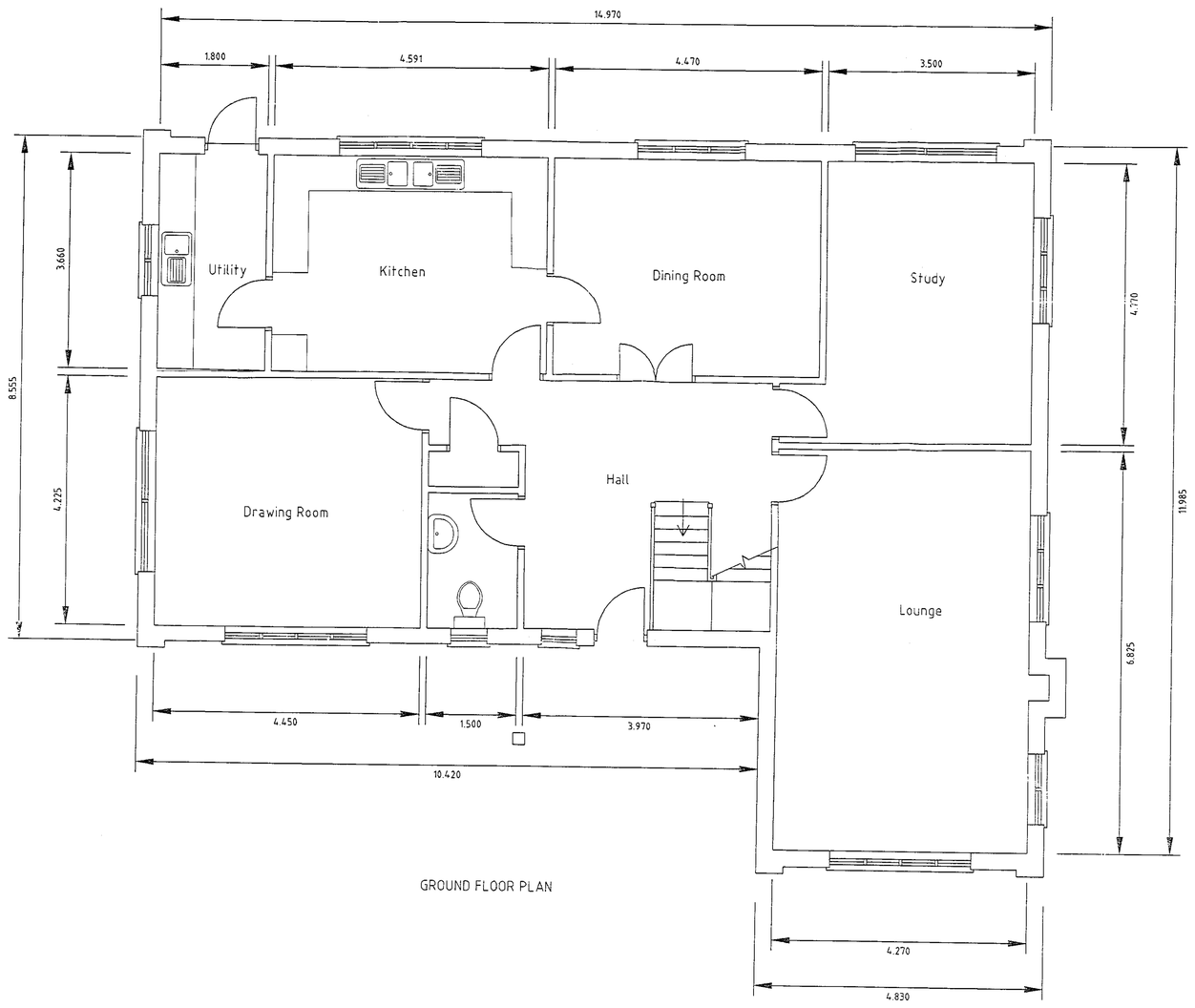

GROUND FLOOR PLAN

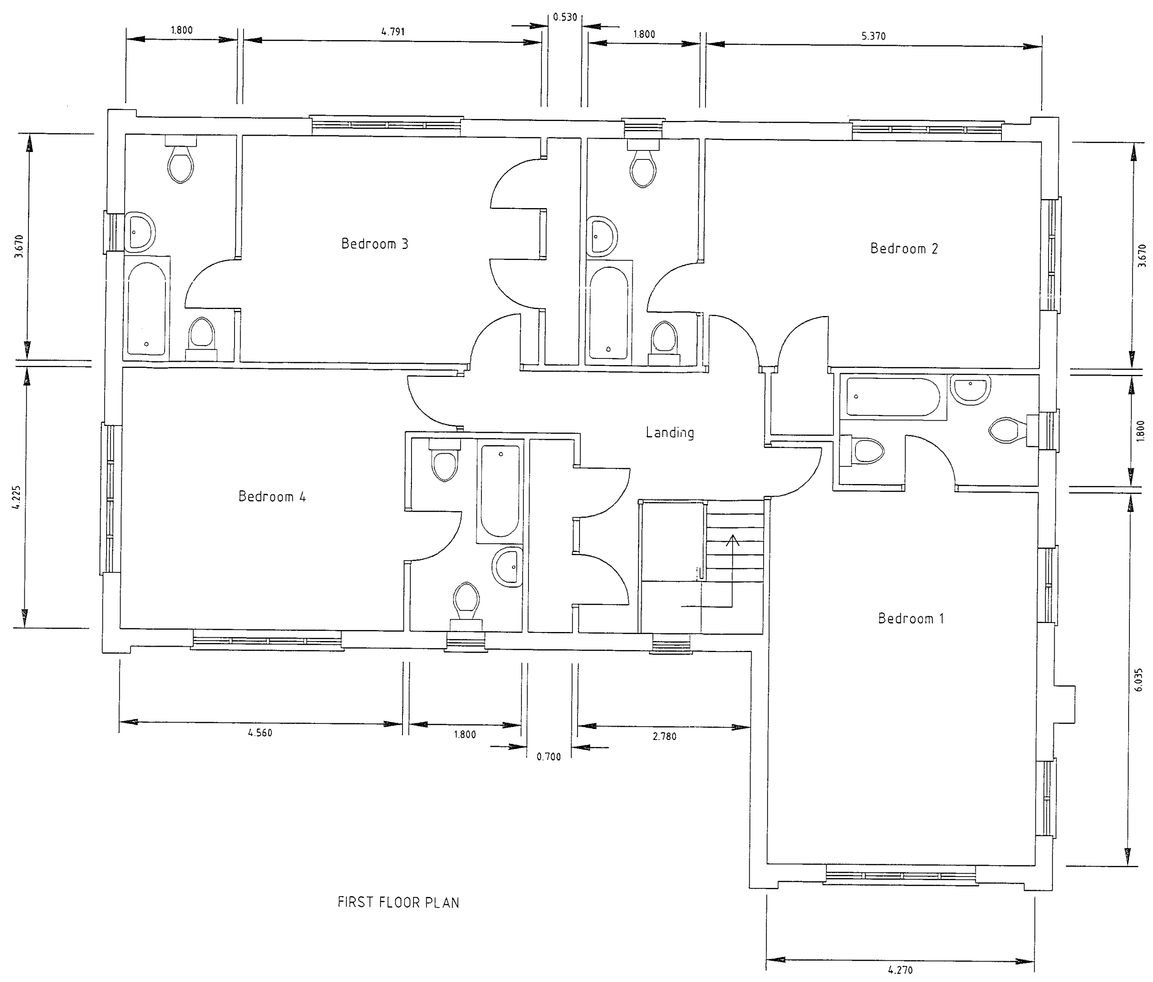

FIRST FLOOR PLAN

PROPOSED BUILDING FLOOR AREAS	
Ground Floor	146.3m²
First Floor	146.3m²
	292.6m²

EXISTING BUILDING FLOOR AREAS	
Bungalow Ground Floor	99.4m²
Bungalow First Floor	75.4m²
	174.8m²
Outbuilding (Stables)	129.6m²

REV	AMENDMENT	DATE

JOB TITLE

TRICORNE, 15 SANDY LANE
WOKINGHAM
BERKSHIRE
RG41 4DD

DRAWING TITLE

PROPOSED DWELLING
FLOOR PLANS AND ELEVATIONS

DRAWN	PGT	DATE	20/4/2000
SCALE	1:50, 1:1000	JOB NO	LN37AJN/01
DWG NO	2000/WOKINGHAM/04		

Plan C

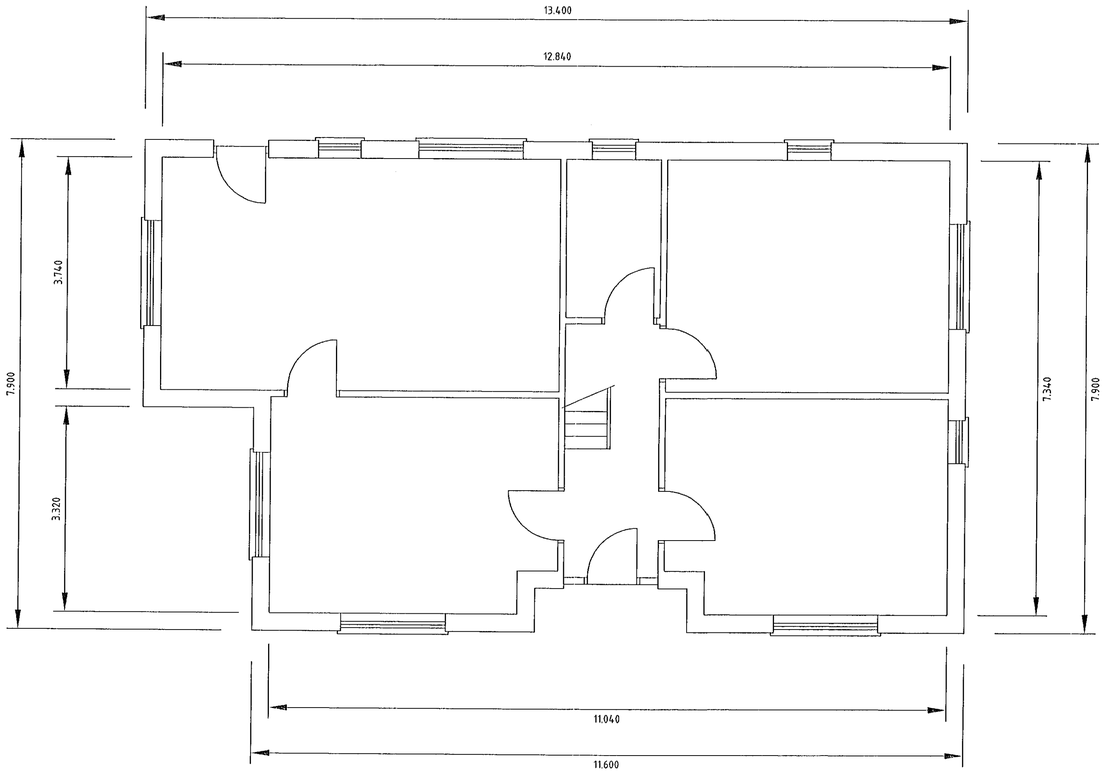

GROUND FLOOR PLAN

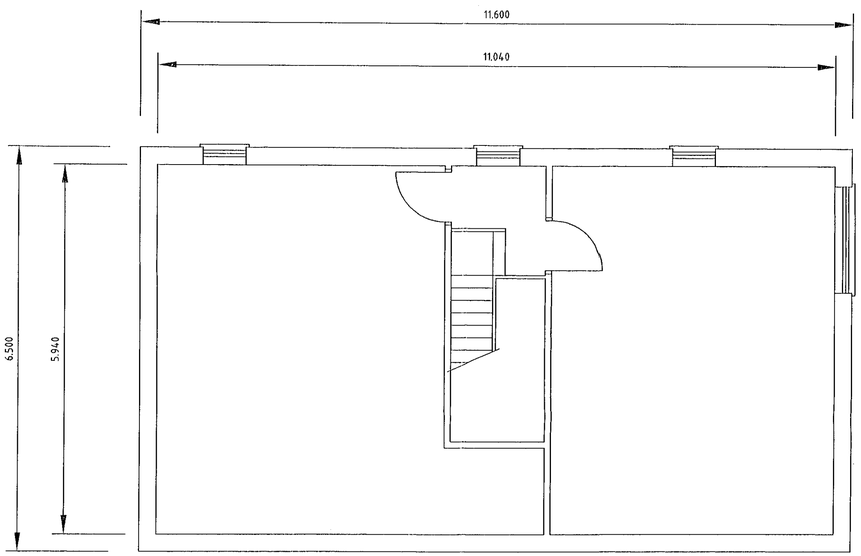

FIRST FLOOR PLAN

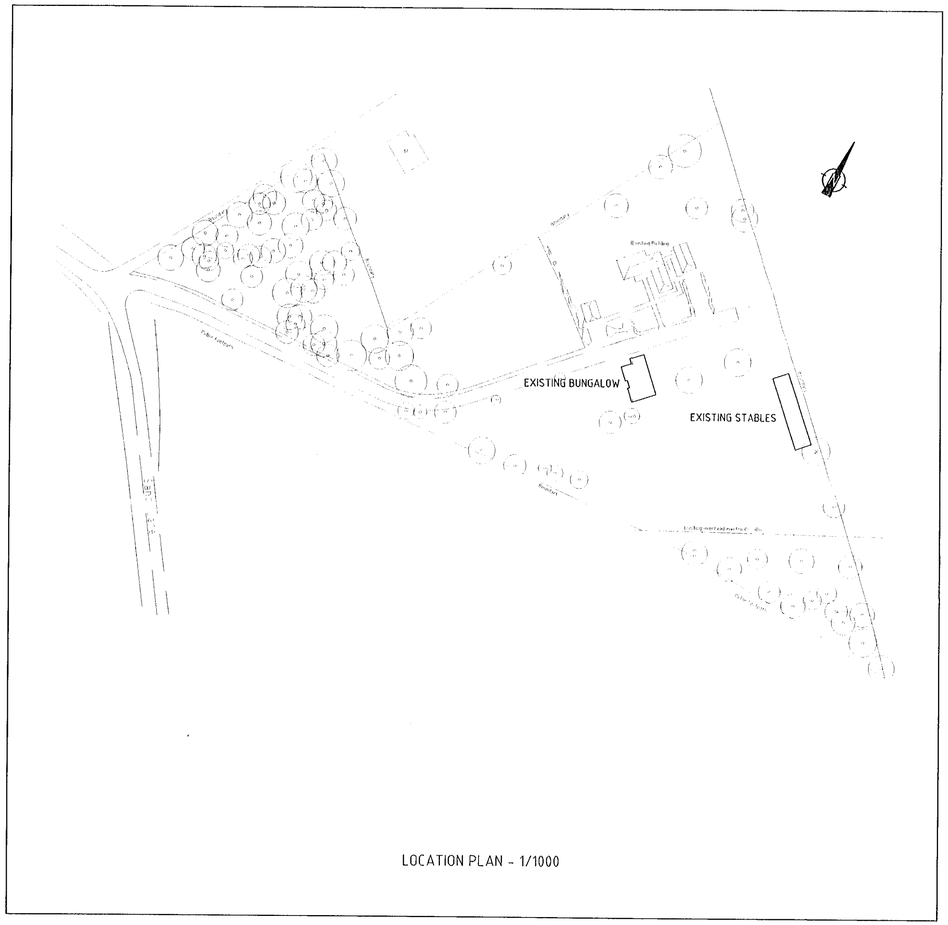

LOCATION PLAN - 1/1000

NOTES

Drawing not to be scaled.

EXISTING BUILDING FLOOR AREAS	
Bungalow Ground Floor	99.4m²
Bungalow First Floor	75.4m²
	174.8m²
Outbuilding (Stables)	129.6m²

REV	AMENDMENT	DATE

JOB TITLE

TRICORNE, 15 SANDY LANE
WOKINGHAM
BERKSHIRE
RG41 4DD

DRAWING TITLE

EXISTING BUNGALOW
FLOOR PLANS

DRAWN	PGT	DATE	18/4/2000
SCALE	1/50, 1/1000	JOB NO	LN37AJN/01
DWG NO	2000/WOKINGHAM/05		

Plan K

40463

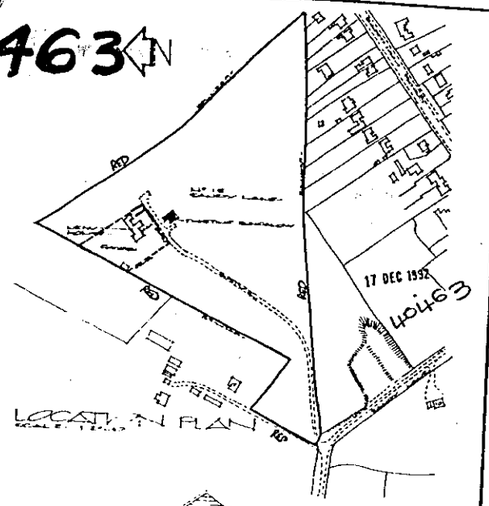

LOCATION PLAN



NORTH EAST ELEVATION



NORTH WEST ELEVATION



SOUTH WEST ELEVATION



SOUTH EAST ELEVATION

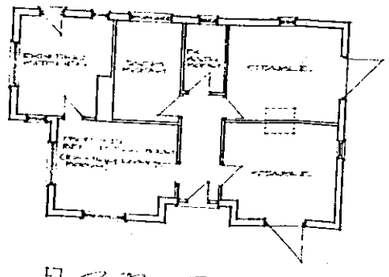

FLOOR PLAN

26 JAN 1993

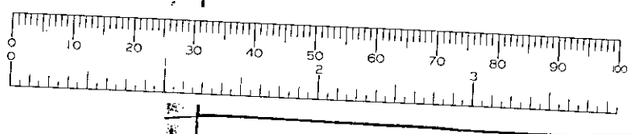

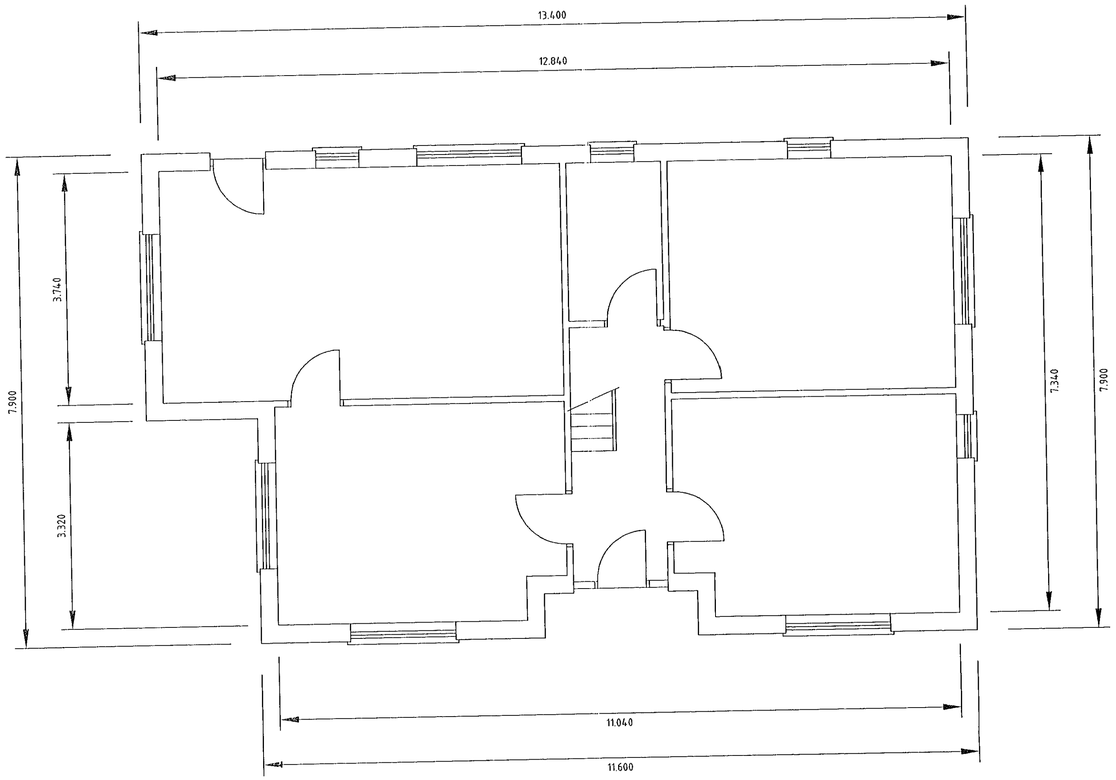

GROUND FLOOR PLAN

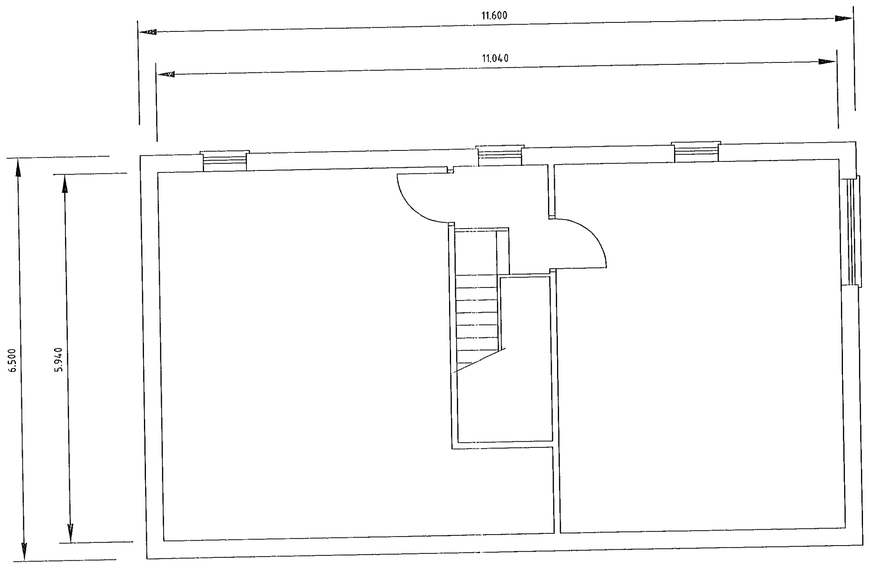

FIRST FLOOR PLAN

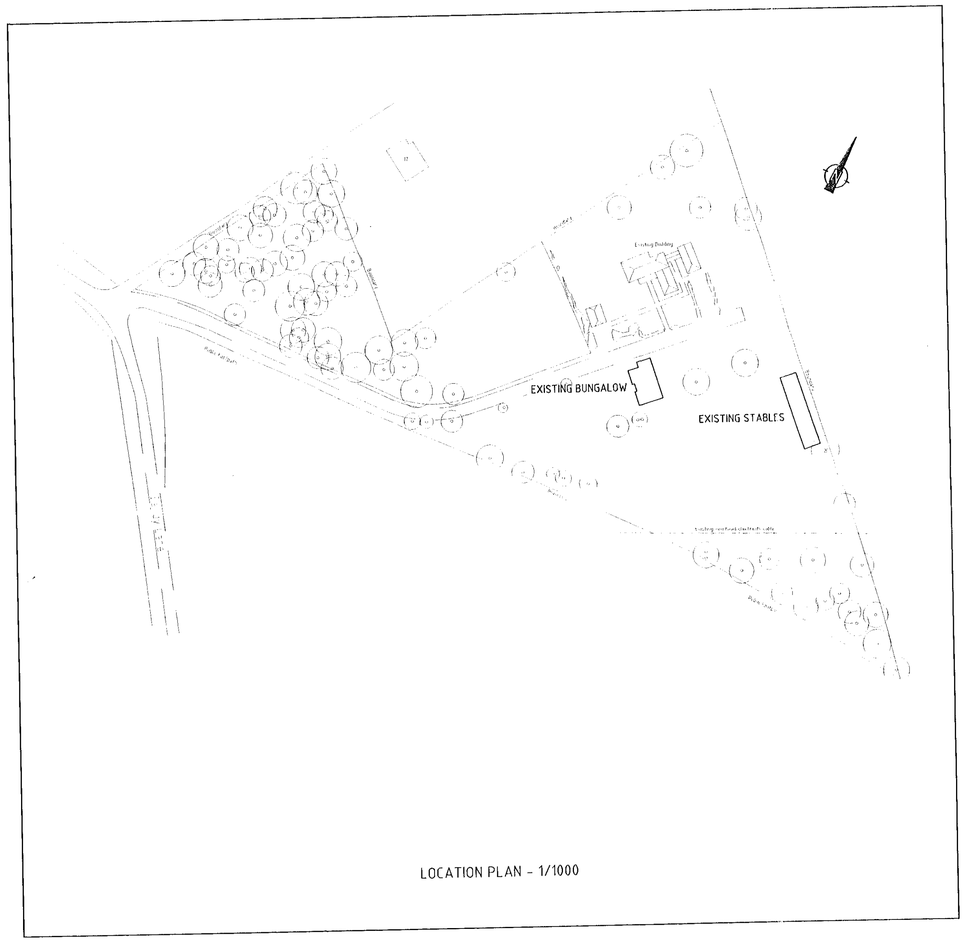

LOCATION PLAN - 1/1000

NOTES

Drawing not to be scaled.

EXISTING BUILDING FLOOR AREAS	
Bungalow Ground Floor	99.4m²
Bungalow First Floor	75.4m²
	174.8m²
Outbuilding (Stables)	129.6m²

REV	AMENDMENT	DATE

JOB TITLE

TRICORNE, 15 SANDY LANE
WOKINGHAM
BERKSHIRE
RG41 4DD

DRAWING TITLE

EXISTING BUNGALOW
FLOOR PLANS

DRAWN PGT	DATE 18/4/2000
SCALE 1/50, 1/1000	JOB NO 1137/JN/01
DWG NO 2000/WOKINGHAM/05	

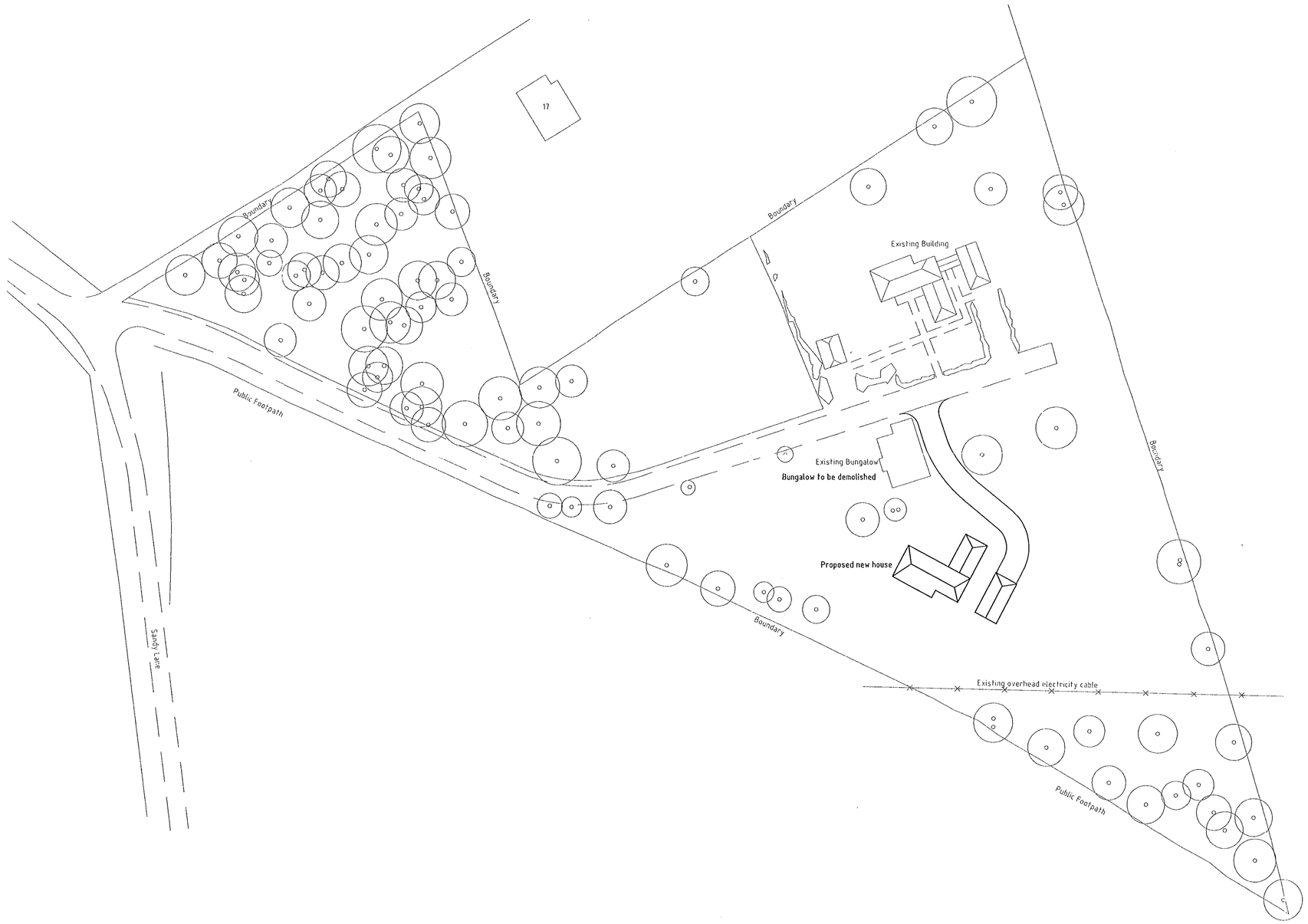

NOTES

Drawing based on information provided by others

REV	AMENDMENT	DATE

JOB TITLE

TRICONE, 15 SANDY LANE
WOKINGHAM
BERKSHIRE
RG41 4DD

DRAWING TITLE

PROPOSED DEMOLITION OF EXISTING BUNGALOW AND ERECTION OF 1 NEW DETACHED HOUSE

DRAWN	PGT	DATE	10/2/2000
SCALE	1/500	JOB NO	

DWG NO 2000/WOKINGHAM/02

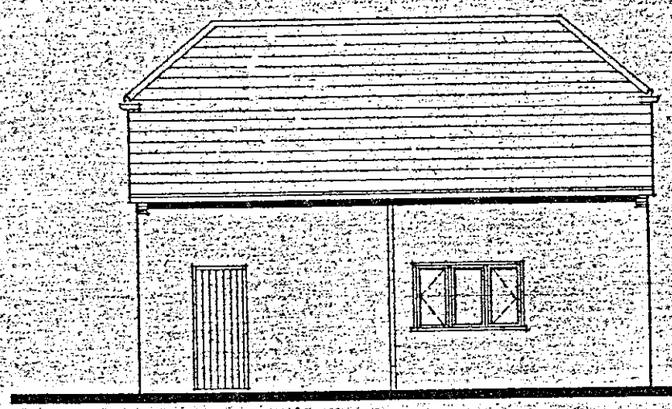

NORTH WEST

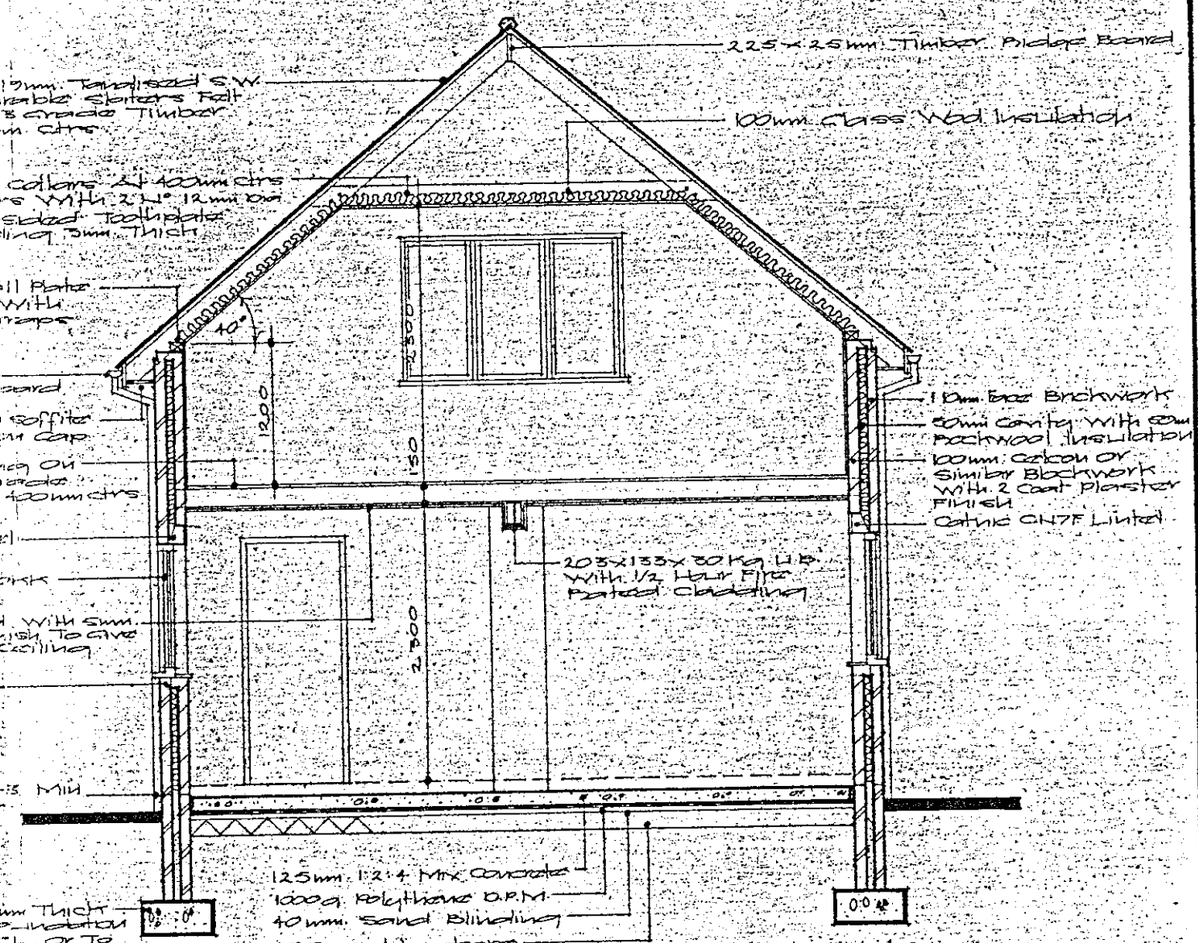

SECTION A-A



SOUTH WEST



SOUTH EAST



NORTH EAST

ELEVATIONS

STAIRCASE
13 Risers @ 190mm. Treads 2:5mm Goings
Balustrade With Handrail @ 900mm Max Height Above Pitch Line And 900mm Min Above Landing. Balusters To Be Spaced At Max 100mm. Pitch Not To Exceed 42° And Vertical Clear Headroom Of Min 2M.

600x300mm. concrete strip Foundations Shown Dotted

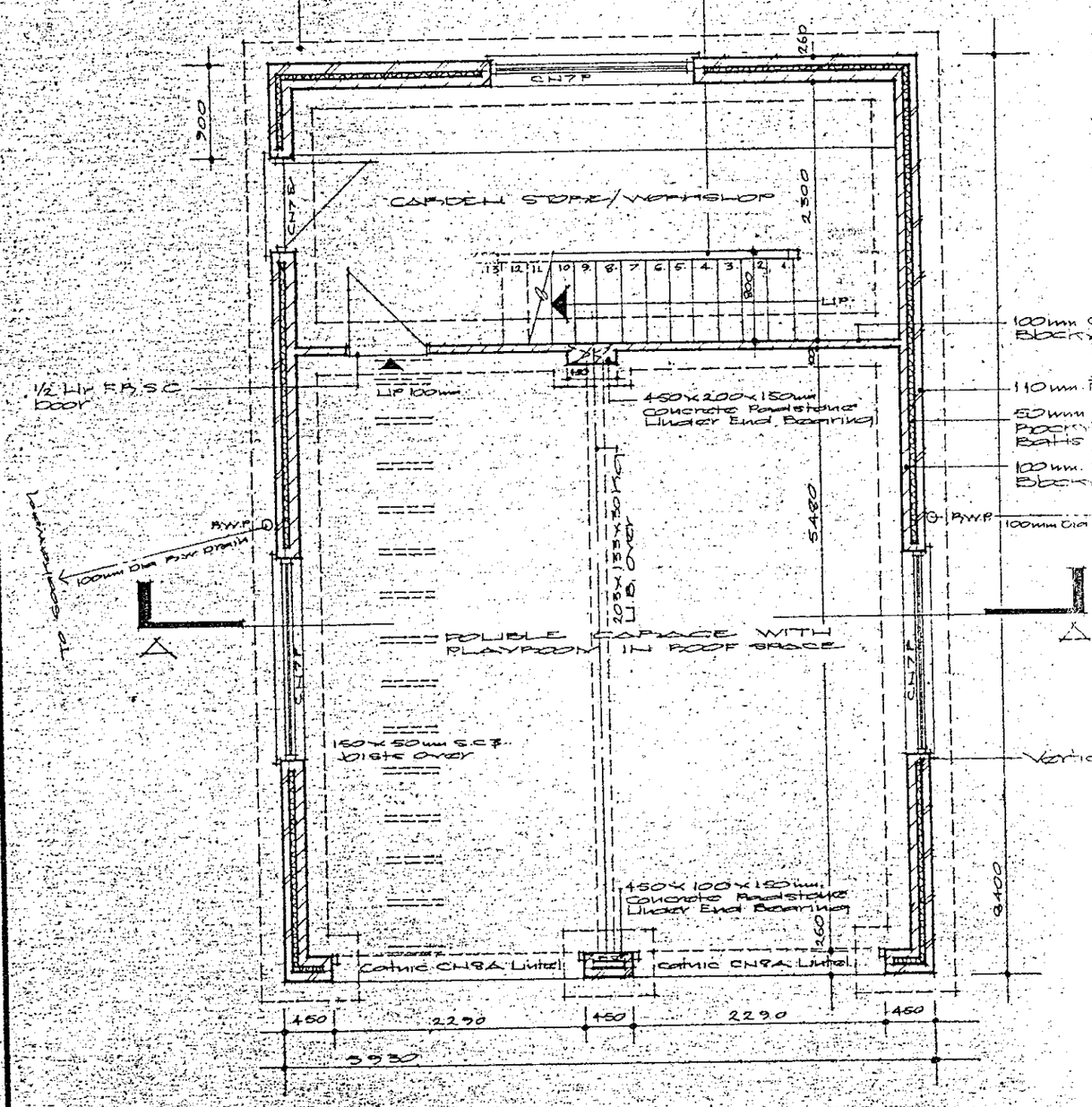

GARAGE PLAN

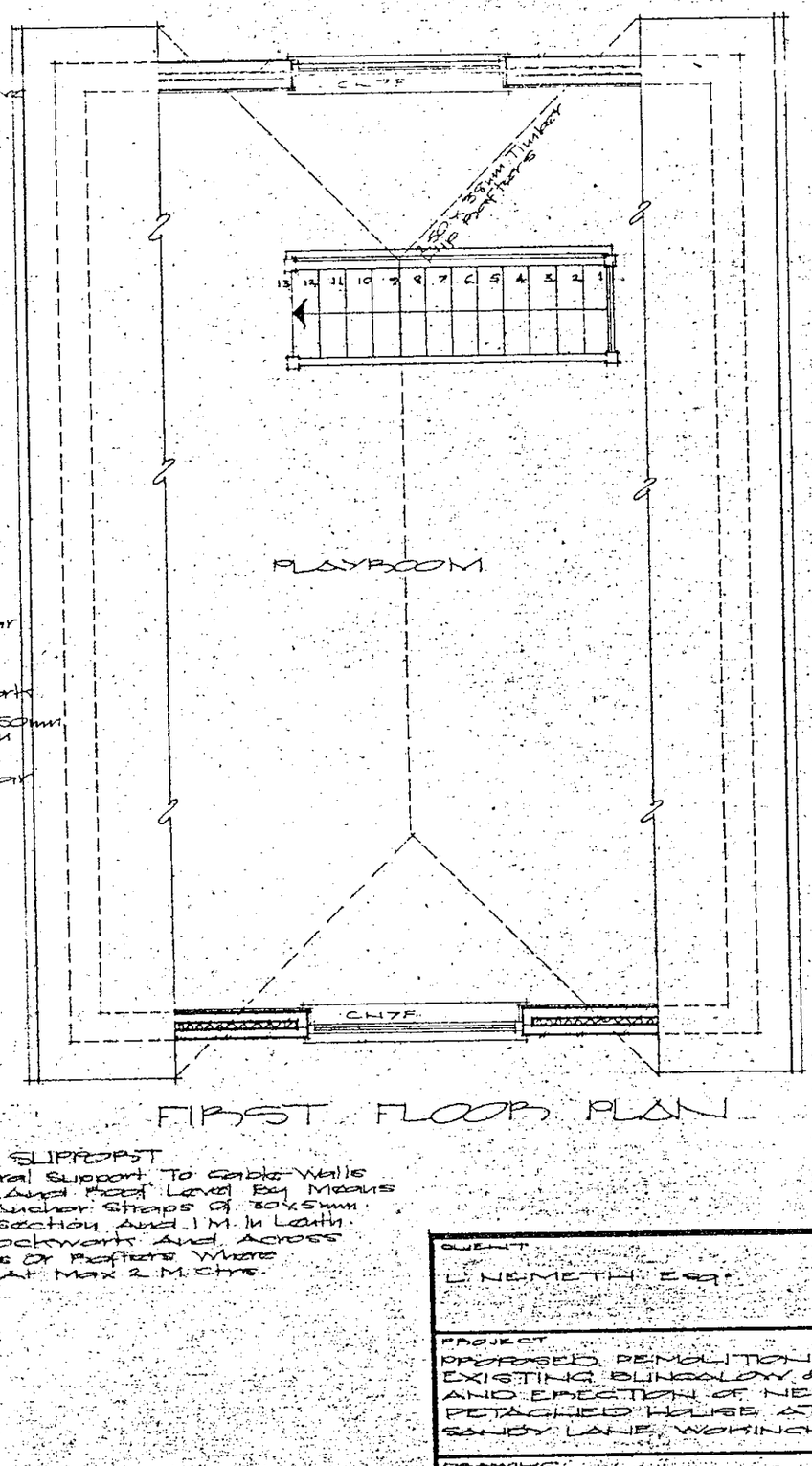

FIRST FLOOR PLAN

LATERAL SUPPORT
Provide Lateral Support To Gable Walls At 1st Floor And Roof Level By Means of Gal M.S. Anchor Straps @ 30x5mm Min Cross Section And 1M. In Length. Fixed To Blockwork And Across Min 3 Joists Or Rafters Where Applicable At Max 2 M. Ctrs.

CLIENT
L. NEMETH ESQ.

PROJECT
PROPOSED DEMOLITION OF EXISTING BUNGALOW & GARAGE AND ERECTION OF NEW DETACHED HOUSE AT No 15 SANDY LANE, WOKINGHAM.

DRAWING
GARAGE PLANS & ELEVATIONS

SCALE 1:50 & 1:100

DATE 2ND JULY 1986

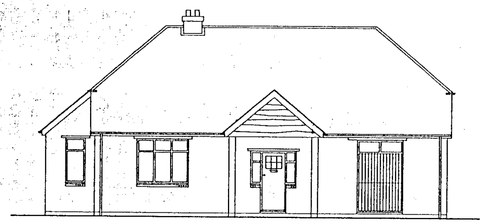

S.W. Front

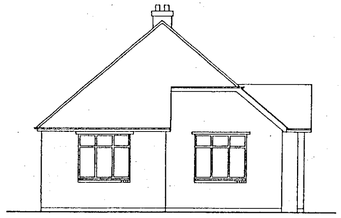

N.W. Side

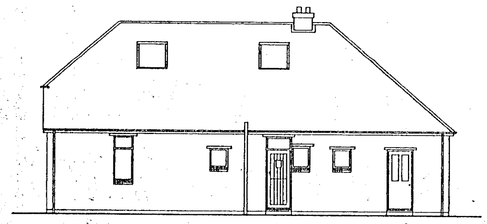

N.E. Rear

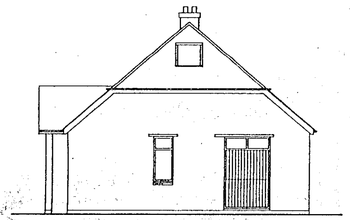

S.E. Side

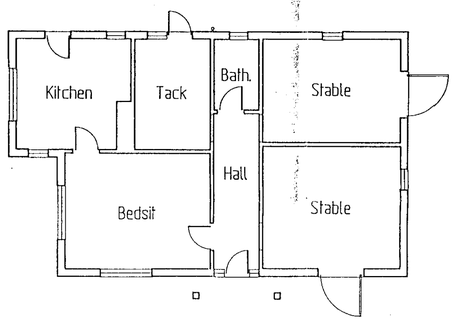

Floor Plan 1:100

EXISTING PLAN & ELEVATIONS 1:100

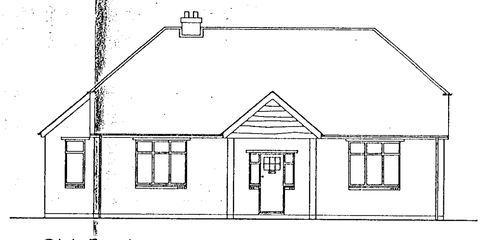

S.W. Front

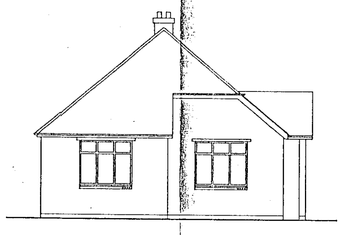

N.W. Side

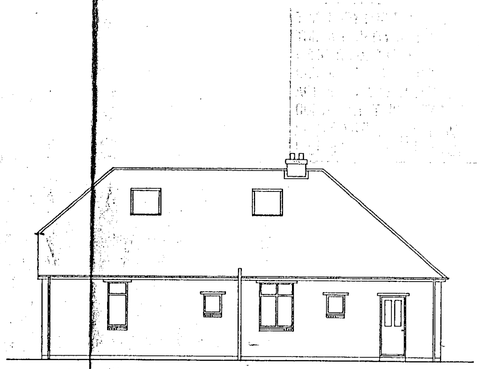

N.E. Rear



S.E. Side

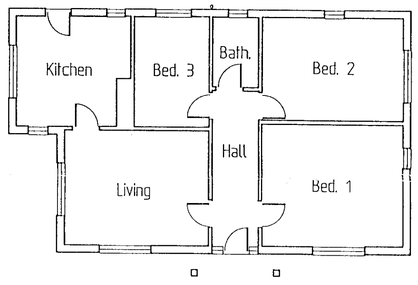

Floor Plan 1:100

PROPOSED PLAN & ELEVATIONS 1:100

General notes:

Drawing based on information provided and photos

Red/brown interlocking tiles
Faversham red brickwork
Black guttering
Windows, doors & soffits to match existing

7/ /F

25 JUL 1997

Date	Revisions

© copyright

...ABRACAD...
ARCHITECTURE • URBAN DESIGN • COMPUTER GRAPHICS
The Atrium, Broad Lane, Bracknell, Berkshire, RG12 9BX
Tel 01344 481047 Fax 01344 59152

Client
L. Nemeth Esq.

Job Title
Proposed reinstatement to 100% residential use of:
Bungalow,
15 Sandy Lane, Wokingham,
Berkshire, RG11 4DD

Drawing Title
Plans & Elevations
as Existing & as Proposed

Scale 1:100

Date June 1997 | Drawn by A. Lloyd

Drg No NEMB/01 | Rev

REVISED PLANS
26/9/91
10 2 OCT 1991



SOUTH WEST ELEVATION



NORTH EAST ELEVATION



NORTH WEST ELEVATION



SOUTH EAST ELEVATION

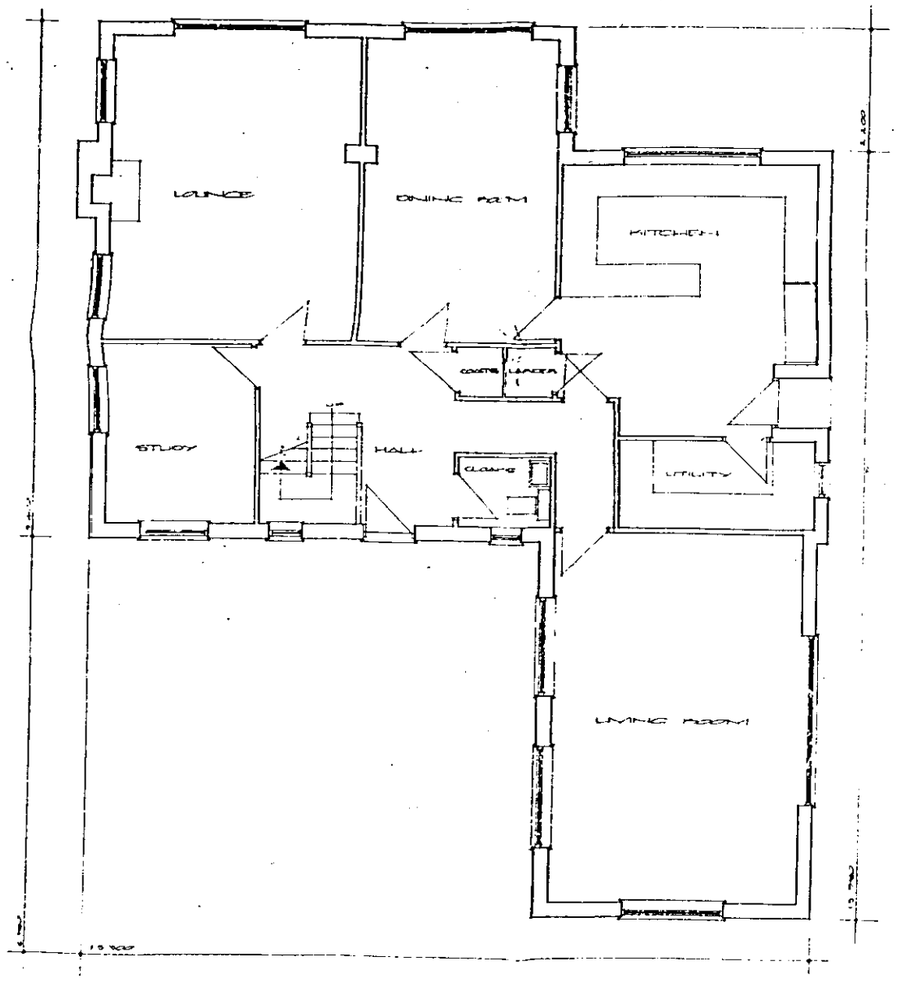

GROUND FLOOR PLAN

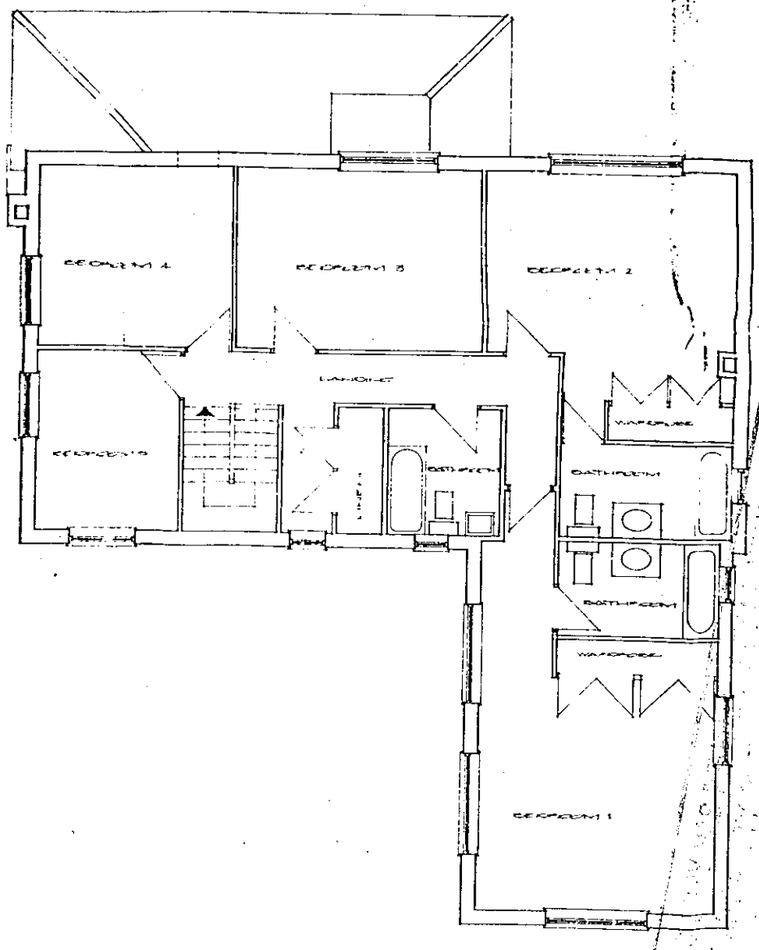

FIRST FLOOR PLAN

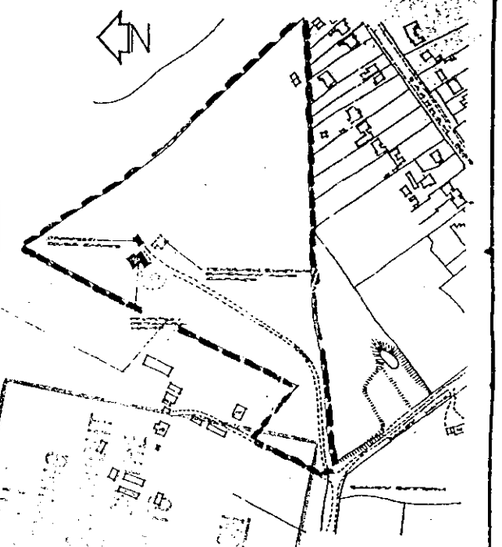

LOCATION PLAN

SUBJECT	GROUND & FIRST FLOOR PLANS
PROJECT	PROPOSED DEMOLITION OF EXISTING BALCONY & GARAGE AND ERECTION OF NEW DETACHED DWELLING AT 10 & 12 SANDY LANE, WORSLEY
DRAWING	MAIN AND ELEVATIONS
SCALE	1:100 & 1:1250
DRAWING NO.	29-90-101 A

0 10 20 30 40 50 60 70 80 90 100
0 2 3

CUSTOM MICROFILM
CUSTOM MICROFILM

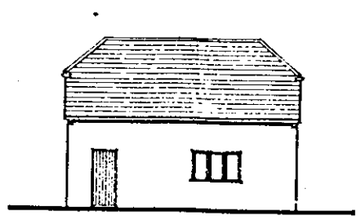

NORTH WEST

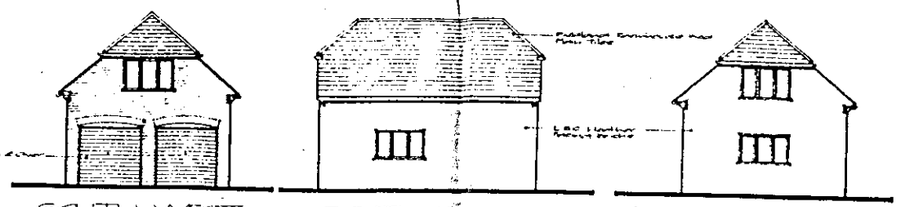

SOUTH WEST

SOUTH EAST
ELEVATIONS

NORTH EAST

26191

DELEGATED

04 DEC 1991

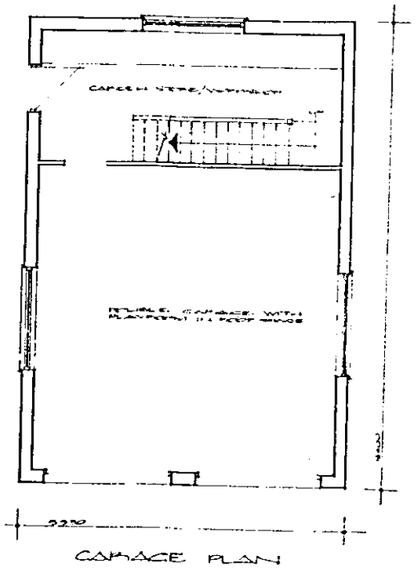

GARAGE PLAN

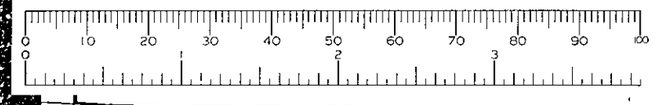

CUSTOM MICROFILM

CUSTOM MICROFILM

DECLINED
PART REGISTER

NOTES

Drawing not to be used for setting out. Do not scale.

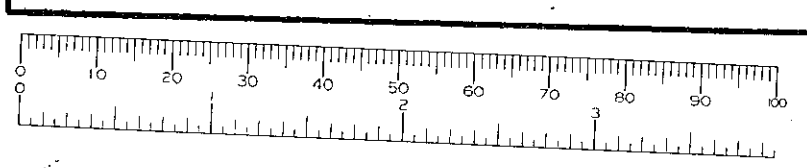

THIS COPY HAS
THE AUTHORITY OF
OTHER PURPOSE THAN
DELIVERY OF A PLAN
ACT
COPYRIGHT. THIS COPY MUST NOT BE
COPIED WITHOUT THE PRIOR WRITTEN
OF THE COPYRIGHT OWNER

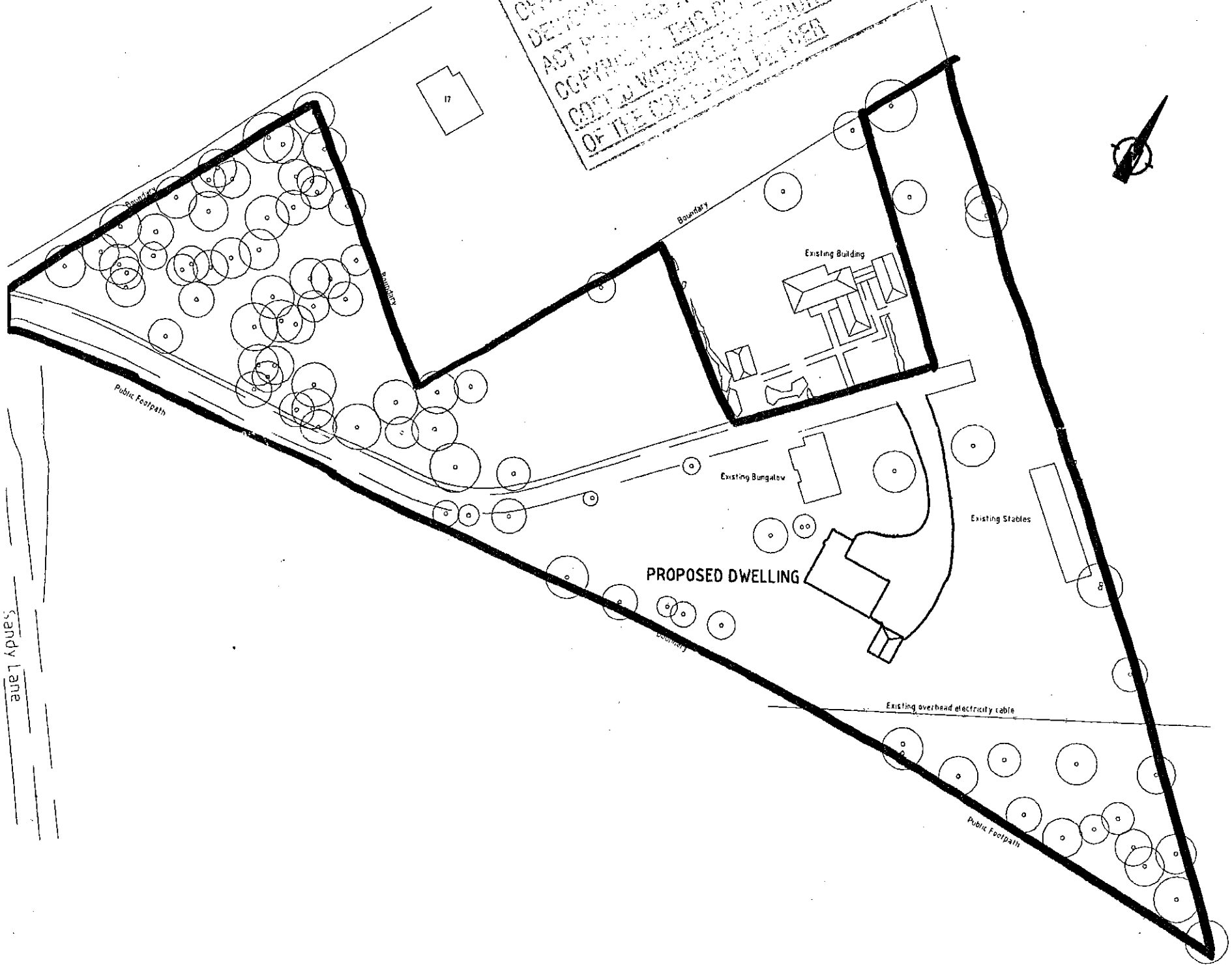

LOCATION PLAN - 1/1000

REFUSED