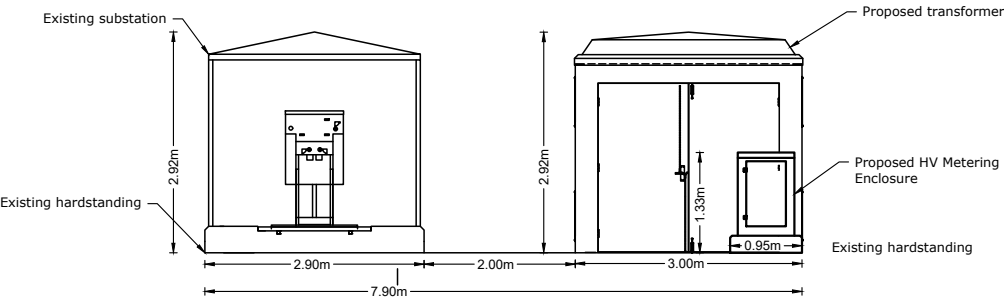
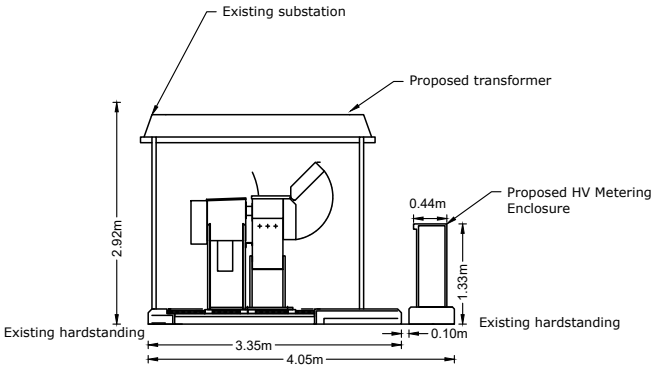


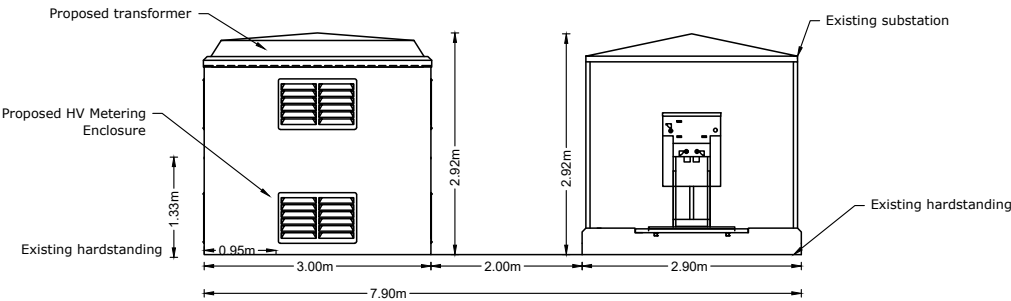
North Elevation



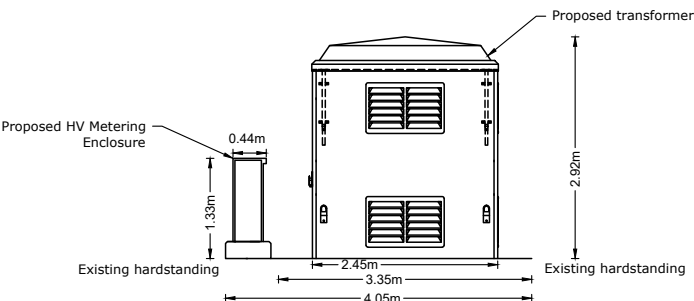
East Elevation



South Elevation



West Elevation



Notes

1. All levels and dimensions to be checked on site before any work commences. All dimensions in metres unless stated otherwise.
2. This drawing is based on topographical survey information and Motion cannot guarantee the accuracy of the data provided.
3. This drawing is based on OS mapping and Motion cannot guarantee the accuracy of the data.

A	Updated Dimensions	WMC	PdeJ	PdeJ	10/09/2025
-	First Issue	WMC	PdeJ	PdeJ	03/09/2025
Rev.	Description	Drm	Chk	App	Date

Drawing Status:

FOR PLANNING
NOT FOR CONSTRUCTION



Client:
Winnersh Midco S.A.R.L

Project:
Winnersh Triangle 810 EV Chargers
Business Park, Winnersh

Title:
Proposed Elevations

Scale: 1:100 (@ A3)

Drawing: 2207015-205 Revision: A

