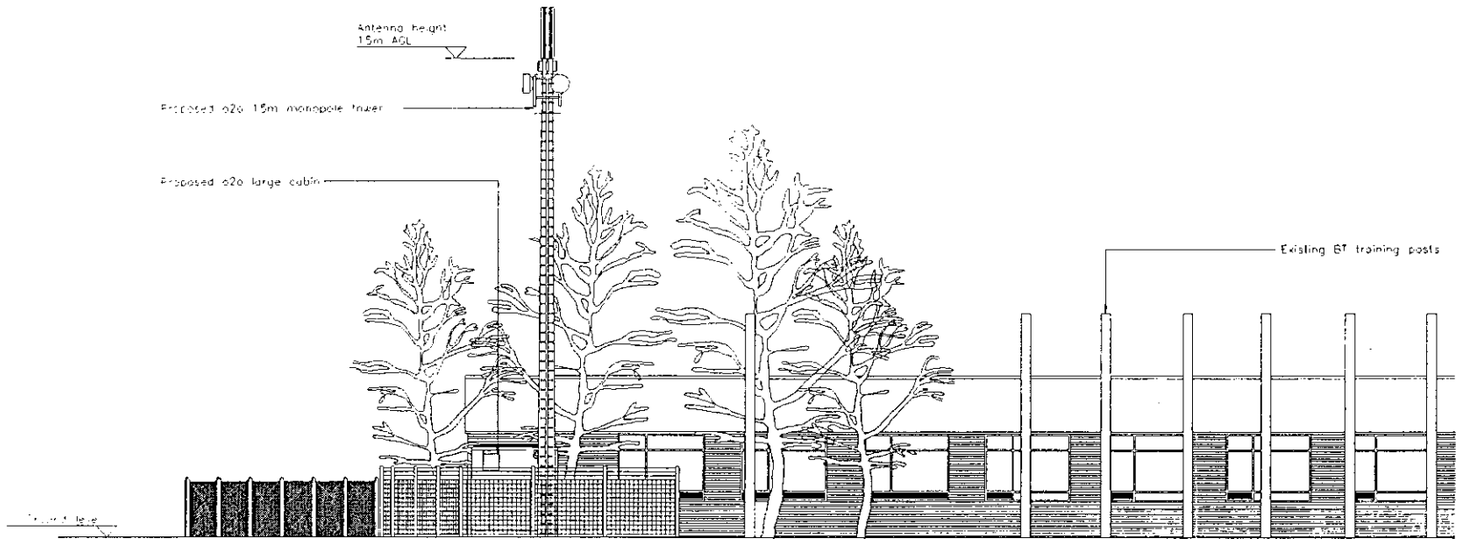

SOUTH ELEVATION
SCALE 1:100

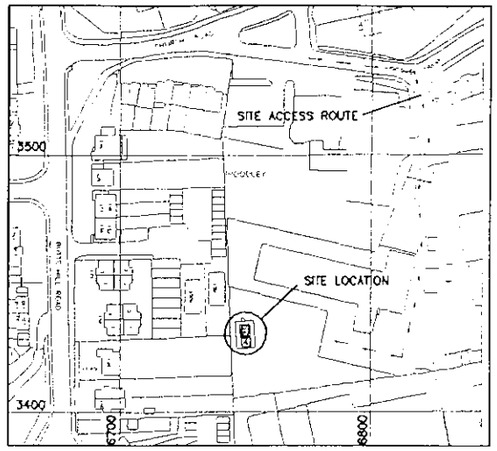

SITE LOCATION MAP
CELL: 91520 SITE I.D.: 760704
NATIONAL GRID REFERENCE 476750/173428
Scale 1:1250

CAD File Ref No APT10C63_A

NOTES

1.1 Do not scale

1.2 All dimensions are in mm unless otherwise specified

1.3 Assume all site details are existing unless otherwise specified

o2o EQUIPMENT

PROPOSED CABIN DETAILS
o2o Ref Portasilo Large Cabin
Dimensions 3700 x 2700 x 2900 high
Material Steel
Colour Grey

PROPOSED TOWER DETAILS
o2o ref 15/PS/CF/SU/3 H

PROPOSED ANTENNA DETAILS
3 No. cross polar antennas with orientation of 0°, 120° & 240°

PROPOSED DISH DETAILS

DISH ID	D1	D2		
DISH SIZE	600	600		
HEIGHT m AGL	13.33	13.33		
BEARING °EGN	TBA	TBA		
SITE LINK				
SITE NAME				

NOTE: ORIGINAL DRAWING SIZE A1
100mm ON ORIGINAL A1 DRAWING
SCALE 1:100 0 1 2 3 4 5 6 7 8 9 10m
SCALE 1:200 0 2 4 6 8 10 12 14 16 18 20m

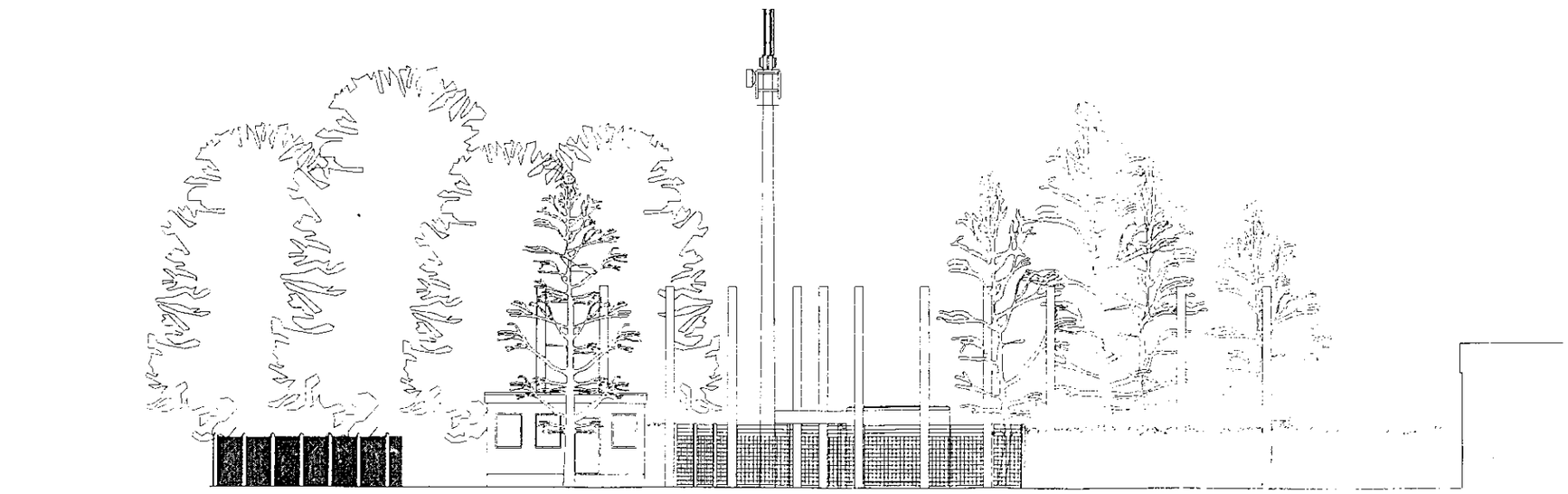

EAST ELEVATION
SCALE 1:100

0 10 20 30 40 50 60 70 80 90 100
0 1 2 3

Rev	Date	Amendments	Drawn By	Approved By
A	22/09/10	FIRST ISSUE	AVT	

A·P·T

Client: one2one
Client Ref: One 2 One Personal Communications Limited

CELL - 91520
BT SPEC WOODLEY ATE
CHURCH ROAD, WOODLEY GREEN,
WOODLEY, READING, BERKSHIRE, RG5 4QP.

SITE LAYOUT (PLANNING)
(SHEET 2 OF 2)

00072/91520/760704/02 Rev. A

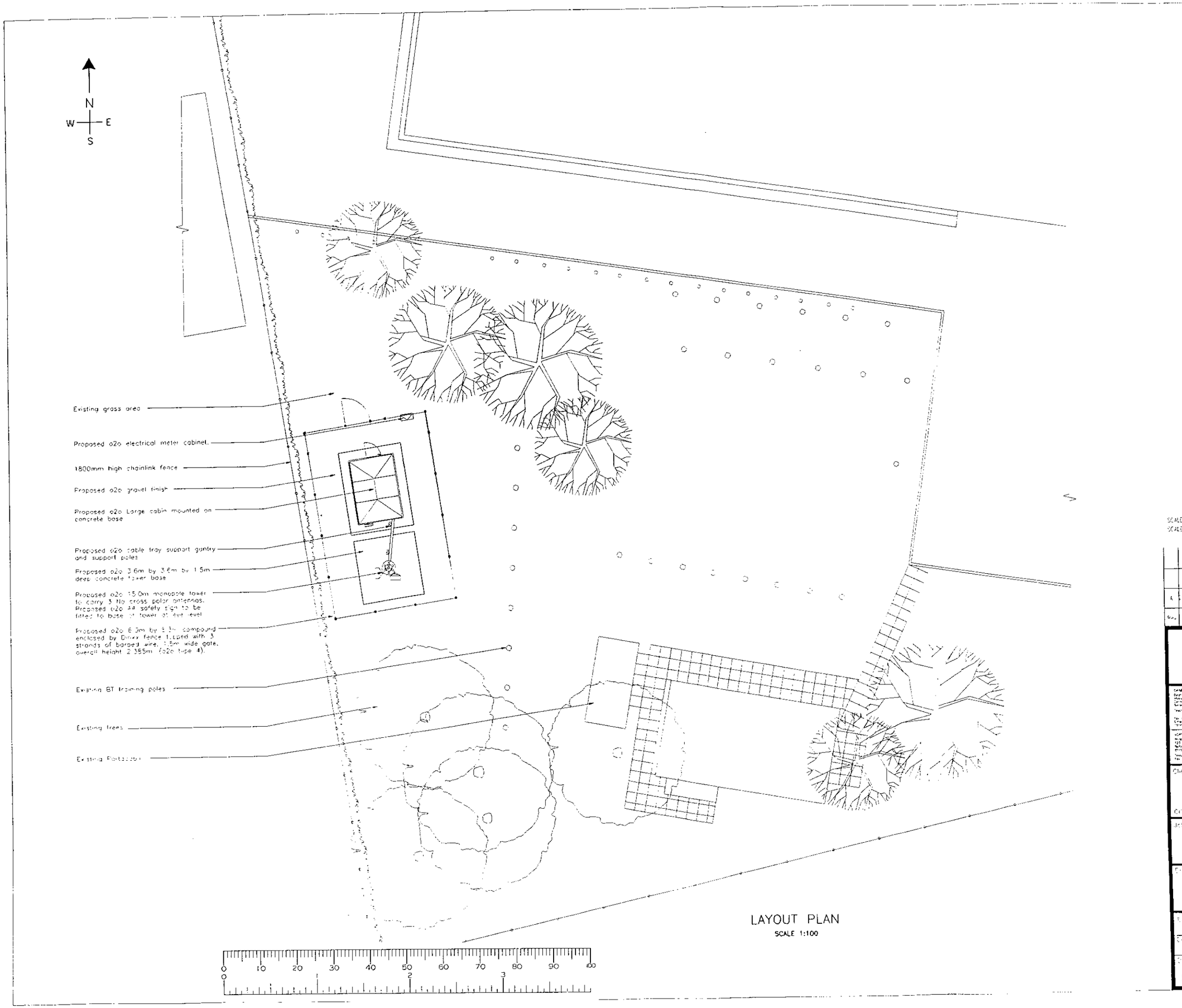

LAYOUT PLAN
SCALE 1:100

CAD File Ref No APT10063_A

NOTES

1.1 Do not scale

1.2 All dimensions are in mm unless otherwise specified.

1.3 Assume all site details are existing unless otherwise specified

o2o EQUIPMENT

PROPOSED CABIN DETAILS
o2o Ref Portasite Large Cabin
Dimensions 3700 x 2700 x 2900 high
Material Steel
Colour Grey

PROPOSED TOWER DETAILS
o2o ref 15/PS CP/O 13/M

PROPOSED ANTENNA DETAILS
3 No cross polar antennas with orientation at 0°, 120° & 240°

PROPOSED DISH DETAILS

DISH ID	D1	D2		
DISH SIZE	600	600		
HEIGHT m AGL	13.99	13.99		
BEARING TEST	TBA	TBA		
SITE LINK				
SITE NAME				



Note : Refer to notes for antenna and dish orientations

o2o
EQUIPMENT
ON TOWER
Scale 1:100

NOTE: ORIGINAL DRAWING SIZE A1

100mm ON ORIGINAL A1 DRAWING

SCALE 1:100 0 1 2 3 4 5 6 7 8 9 10m
SCALE 1:200 0 2 4 6 8 10 12 14 16 18 20m

Rev	Date	Amendments	Drawn By	Approved By
A	[illegible]	FIRST ISSUE	A-T	

A·P·T

Client
one2one
Client Ref One 2 One Personal Communications Limited

Job Title
CELL - 91520
BT SPEC WOODLEY ATE
CHURCH ROAD, WOODLEY GREEN,
WOODLEY, READING, BERKSHIRE, RG5 4QP.

Drawing Title
SITE LAYOUT (PLANNING)
(SHEET 1 OF 2)

Drawing No
00072/91520/760704/01

Rev.
A

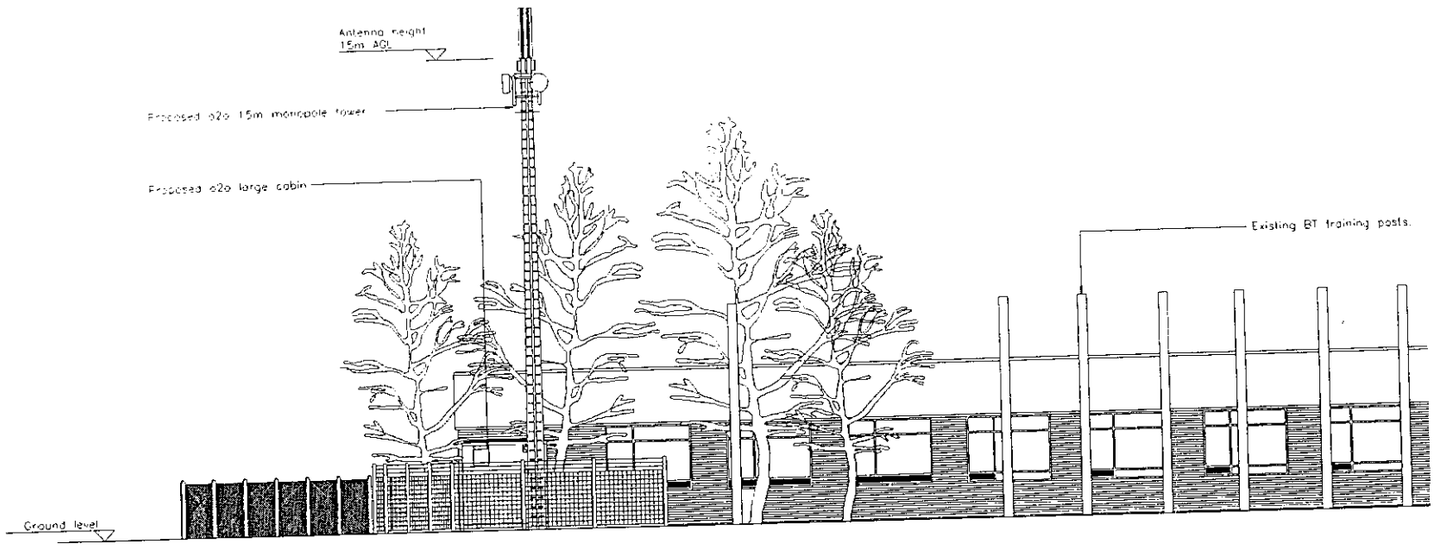

SOUTH ELEVATION
SCALE 1:100

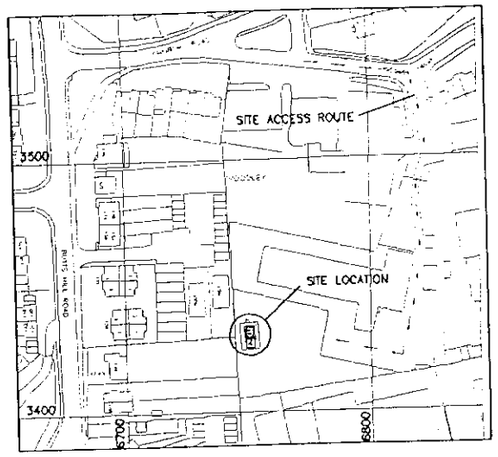

SITE LOCATION MAP
CELL: 91520 SITE I.D.: 760704
NATIONAL GRID REFERENCE 476750/173428
Scale 1:1250

CAD File Ref No APT10003_A

NOTES

1.1 Do not scale

1.2 All dimensions are in mm unless otherwise specified

1.3 Assume all site details are existing unless otherwise specified

o2o EQUIPMENT

PROPOSED CABIN DETAILS
o2o Ref Portasip Large [illegible]
Dimensions 3700 x 2700 x [illegible] high
Material Steel
Colour Grey

PROPOSED TOWER DETAILS
o2o ref 15/PS/CF/SU/3 [illegible]

PROPOSED ANTENNA DETAILS
3 No. cross polar antennas c/w [illegible]
at 0°, 120° & 240°

PROPOSED DISH DETAILS

DISH ID	01	02		
DISH SIZE	600	60[illegible]		
HEIGHT m AGL	13.93	13.9[illegible]		
BEARING °EGN	TBA	TBA		
SITE LINK				
SITE NAME				

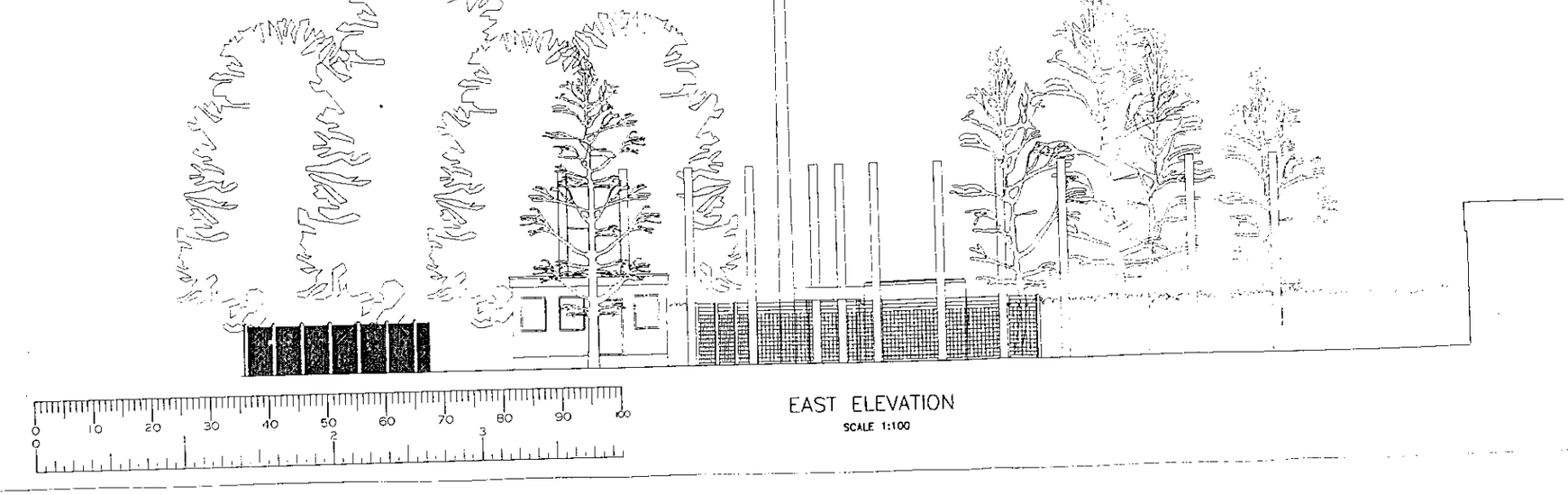

EAST ELEVATION
SCALE 1:100

NOTE: ORIGINAL DRAWING SIZE A1
100mm ON ORIGINAL A1 DRAWING
SCALE 1:100 0 1 2 3 4 5 6 7 8 9 10m
SCALE 1:200 0 2 4 6 8 10 12 14 16 18 20m

No.	Date	Amendments	Drawn By	Approved By
A	22/09/03	FIRST ISSUE	A.T	

A·P·T

one2one

Client: One 2 One Personal Communications Limited

Site Name: CELL – 91520
BT SPEC WOODLEY ATE
CHURCH ROAD, WOODLEY GREEN,
WOODLEY, READING, BERKSHIRE, RG5 4QP.

Drawing Title: SITE LAYOUT (PLANNING)
(SHEET 2 OF 2)

Drawing No: 00072/91520/760704/02 Rev. A

N
W E
S

Existing grass area

Proposed o2o electrical meter cabinet.

1800mm high chainlink fence

Proposed o2o gravel finish

Proposed o2o Large cabin mounted on concrete base

Proposed o2o cable tray support gantry and support poles

Proposed o2o 3.6m by 3.6m by 1.5m deep concrete tower base

Proposed o2o 15.0m monopole tower to carry 3 No cross polar antennas Proposed o2o A4 safety sign to be fitted to base of tower at eye level

Proposed o2o 6.0m by 6.3m compound enclosed by Orsiz fence topped with 3 strands of barbed wire, 1.5m wide gate, overall height 2.385m (o2o type 4)

Existing BT framing poles

Existing trees

Existing Portacabin

LAYOUT PLAN
SCALE 1:100

0 10 20 30 40 50 60 70 80 90 100
0 1 2 3

CAD File Ref No APT/0063_A

NOTES

1.1 Do not scale

1.2 All dimensions are in mm unless otherwise specified.

1.3 Assume all site details are existing unless otherwise specified.

o2o EQUIPMENT

PROPOSED CABIN DETAILS
o2o Ref Portacabin Large Cabin
Dimensions 3700 x 2400 x 2900 high
Material Steel
Colour Grey

PROPOSED TOWER DETAILS
o2o ref 15.0m B.S.E.N. 12.5/5 3.4M

PROPOSED ANTENNA DETAILS
3 No cross polar antennas with orientation of 0°, 120° & 240°

PROPOSED DISH DETAILS

DISH No	D1	D2		
DISH SIZE	600	600		
HEIGHT AGL	13.99	13.99		
BEARING (TO)	TBA	TBA		
SITE LINK				
SITE NAME				



Proposed o2o A4 size safety sign mounted at base of tower.

Note : Refer to notes for antenna and dish orientations

o2o EQUIPMENT ON TOWER
Scale 1:100

NOTE ORIGINAL DRAWING SIZE A1

100mm ON ORIGINAL A1 DRAWING

0 1 2 3 4 5 6 7 8 9 10m
SCALE 1:100
SCALE 1:200
0 2 4 6 8 10 12 14 16 18 20m

Rev	Date	Amendments	Drawn By	Approved By
A	21/04/00	FIRST ISSUE	A-T	

A·P·T

Client: one2one
Client Ref. One 2 One Personal Communications Limited

Job Title: CELL - 91520
BT SPEC WOODLEY ATE
CHURCH ROAD, WOODLEY GREEN,
WOODLEY, READING, BERKSHIRE, RG5 4QP.

Drawing Title: SITE LAYOUT (PLANNING)
(SHEET 1 OF 2)

Drawing No: 00072/91520/760704/01

Rev. A