TGB TREE CONSULTING

# *LANDSCAPING PLAN*

**SITE ADDRESS:**
Bismillah House, Brookers Hill, Shinfield, Reading, RG2 9BX

**CLIENT:**
Mrs Q Rukhsar

**REF NO:**
TGB433.V1.0-Tree Planting Review

**SURVEY DATE:**
14th of January 2026

**PREPARED BY:**
Tom Butterfield BSc(Hons), DipArb L4, TechArbor A
20th of January 2026

Arboricultural ASSOCIATION
Technician Member

**TABLE OF CONTENTS**

**INTRODUCTION** ..... **3**

1.0 BRIEF AND PURPOSE ..... 3
2.0 PLANNING INFORMATION ..... 3
3.0 SITE DETAIL & SOIL ASSESSMENT ..... 3
4.0 PLANNING APPLICATION PROPOSAL ..... 4
5.0 PROPOSED LANDSCAPING ..... 4
6.0 SITE PREPARATION AND EARTHWORKS ..... 5
7.0 TREE PLANTING METHOD RECOMMENDATIONS ..... 6
8.0 TREE PIT ACCESSORIES (TREES WITHIN SOFT LANDSCAPE) ..... 7
9.0 NATIVE HEDGE PLANTING ..... 8
10.0 POST PLANTING WATERING ..... 9
11.0 PLANTING SPECIFICATION ..... 9

**APPENDICES** ..... **10**

*Appendix 1 – Landscape Plan* ..... *10*

# BIBLIOGRAPHY

- BS5837:2012. "Trees in relation to design, demolition and construction – Recommendations".
- Mattheck, C., Breloer, H. (2006). "The body language of trees a handbook for the failure analysis". London: TSO.
- www.mapapps.bgs.ac.uk/geologyofbritain/home.html

# INTRODUCTION

## 1.0 BRIEF AND PURPOSE

1.1 Mrs. Q. Rukhsar commissioned this Landscaping Plan on the 12 January 2026.

1.2 To offer recommendations for Landscaping design in the rear section of the plot.

## 2.0 PLANNING INFORMATION

2.1 The site falls under the jurisdiction of Wokingham Borough Council, the LPA for this area.

2.2 A planning application was submitted to Wokingham Borough Council and conditional planning permission granted on the 2nd of May 2025, Reference No. 243135.

2.3 This report and plan aim to satisfy Condition 3 (Landscaping) of the permission so that the development may proceed.

## 3.0 SITE DETAIL & SOIL ASSESSMENT

3.1 The site is located off Brookers Hill.

3.2 The site consists of a large detached dwelling, various outbuildings, hard standings, and a garden.

3.3 The site is triangular in shape and bordered by the M4 motorway to the North West, private residential dwellings to the East and Brookers Hill road to the South.

3.4 The Norther corner of the property had previously been converted into a hardstanding area, resulting in the removal of several trees along the Northern boundary.

# 4.0 Planning Application Proposal

4.1 The proposal was to erect an outbuilding to facilitate workshop for parking for a motorhome and games room plus veranda.

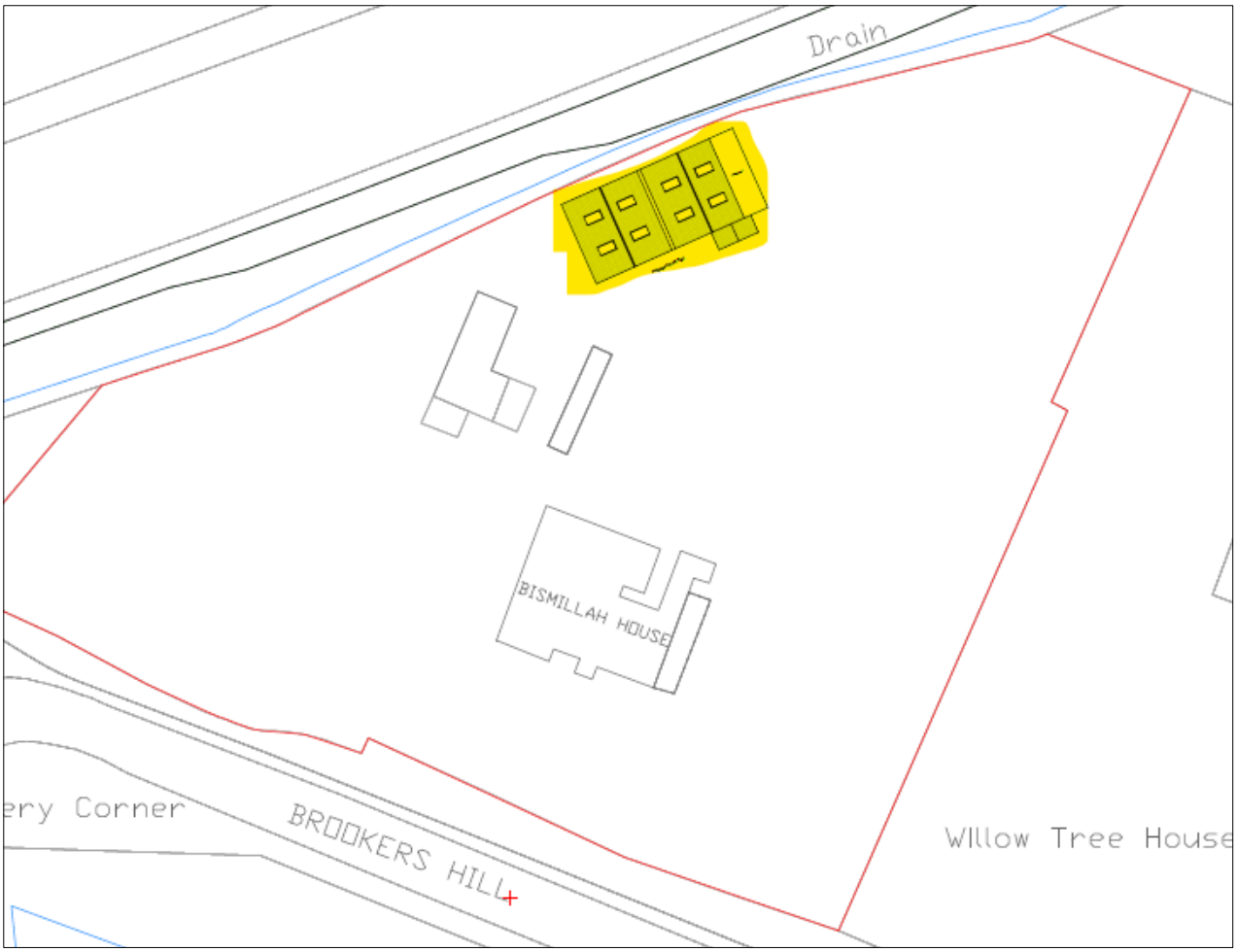


*Figure 2 – Proposed outbuilding highlighted in yellow*

# 5.0 Proposed Landscaping

5.1 It is proposed that the North-Western and North-Eastern boundaries of the plot be reinstated as soft landscaped areas through the removal of existing hard surfacing. This will help restore a more natural site character and provide improved growing conditions for new planting.

5.2 A continuous strip of soft ground approximately 1.5 m wide will be created along these boundaries. Additional planting will be introduced as a mixed native hedgerow extending along the full length of the strip. The hedgerow will be supplemented with interspersed standard-sized native trees along the North Western boundary, planted at intervals as shown on the approved plan, to provide vertical structure, enhance screening, and contribute to long-term landscape integration.

5.3 The interface between the retained hard surfacing and the newly created soft ground strip will be defined using natural timbers and logs sourced from within the site, forming a low “living” bund. This feature will act as a physical and visual separation between hard and soft areas, while also providing habitat value and reinforcing the naturalistic character of the proposed landscaping.

# 6.0 SITE PREPARATION AND EARTHWORKS

6.1 The existing hard surfacing, including crushed gravel and any underlying membrane or sub-base, will be carefully removed, creating a 1.5m wide strip of bare ground. Materials will be reused on site where suitable or disposed of responsibly.

6.2 The underlying soil will be assessed for quality and depth. Any existing nutrient-rich topsoil will be retained at the surface to avoid smothering, compaction, or oxygen depletion (anaerobic conditions).

6.3 **Root Protection Areas (RPAs)** of existing trees will be strictly avoided during all works. Machinery and digging will not occur within RPAs, and all soil preparation will be carried out using hand tools or low-impact methods where necessary.

6.4 **Compacted or poor-quality subsoil** outside RPAs will be lightly decompacted using appropriate methods:

- Hand tools, such as forks or rakes, for smaller areas or near RPAs.
- Low-impact machinery (e.g., garden spade diggers, mini-rippers, or lightweight aerators) for larger open areas, ensuring minimal soil disturbance and avoiding smearing.
- Decompaction will be carried out in shallow lifts, typically 150–200 mm, to restore soil structure and improve drainage while maintaining existing soil horizons.

6.5 **Weeds** encountered in areas not covered by hard surfacing will be carefully removed by hand or appropriate mechanical methods. The ground will then be prepared for planting to provide a clean and suitable surface for establishment.

6.6 **Additional topsoil**, where required, will be added in thin lifts (maximum ~150 mm at a time) and blended with existing soil rather than buried, maintaining oxygen levels and avoiding smothering nutrient-rich layers. Total cultivated depth will aim for approximately 300 mm.

6.7 A "**living bund**" will be constructed along the interface between the retained hard surfacing and the new soft ground strip. The bund will be formed using natural timbers and logs sourced from the site, lightly mounded and secured to create a low, irregular feature.

- The living bund will act as a physical and visual separation between hard and soft areas.
- It will provide habitat for invertebrates and small wildlife, help stabilise soil, and integrate naturally into the wet-ground planting scheme.

6.8 The soil will be lightly cultivated to a fine tilth, incorporating organic matter as needed to improve soil structure, water retention, and aeration.

6.9 Levels will be graded to retain seasonal moisture suitable for wet-tolerant planting, while avoiding undesirable standing water.

6.10 The area will then be ready for planting in accordance with the approved landscape plan, supporting healthy root establishment, long-term growth, and ecological value.

# 7.0 TREE PLANTING METHOD

7.1 Planting of Trees shall be in accordance with BS8545:2014 Trees: from nursery to independence in the landscape-Recommendations.

7.2 **Tree Stock:**

7.3 All stock must comply in all respects with the current edition of the British Standard (as outlined above).

7.4 Trees shall be healthy, true-to-type nursery stock of the specified size, with well-formed stems, balanced crowns, a straight central leader, subordinated lateral branches, and fully fibrous root systems showing evidence of pruning or transplanting as per the plant schedule.

7.5 **Protection of Planting Material:**

7.6 All trees shall be adequately and carefully packed and protected to survive transportation to the site without damage.

7.7 Roots must be kept moist and protected with damp straw, moss, or sacking.

7.8 **Tree Pits:**

7.9 Tree pits shall be twice the root-ball diameter and no deeper than the root-ball or container. The base should remain undisturbed unless drainage or soil issues exist. Geotextiles or root barriers should not be used unless required, and topsoil and subsoil must be separated during excavation.

7.10 **Planting:**

7.11 Once a root-balled tree has been positioned in the planting pit, hessian, twine and the wire cage shall be loosened. If wire encircles the stem diameter as part of the wire cage of the rootball, this shall be cut and removed. The tree's root system shall be wetted prior to planting. The tree shall be planted at the correct depth, taking into account the position of the root flare. Allowances shall be made for the settling of the soil after planting. The rootball or root-stem transition shall be level with the host soil or surface.

7.12 **Backfill of tree pit:**

7.13 300mm depth topsoil in line with BS3882:2015 Specification for topsoil (multi-purpose topsoil), with 600mm subsoil for trees within soft landscape

7.14 All backfill applied shall, as far as possible, replicate the horizons within the original soil profile. Topsoil shall not be used below the depth of the original topsoil layer. Backfill shall be added gradually in layers of 150mm depth, ensuring the tree is held upright. At each stage, the fill shall be firmed in to eliminate all air pockets under and around the root system, but with care being taken not to excessively compact the soil.

7.15 **Planting Season:**

7.16 Unless otherwise specified, all transplanting shall be carried out between the end of October and the end of March. Container-grown trees may be transplanted at times other than these at the discretion of the Landscape Architect.

7.17 **Planting Depth:**

7.18 This is critical to transplanting success. The root flare of the newly planted tree shall be clearly visible at the soil surface. It should not be buried by excess soil or mulch. Where rootballed trees have been supplied with the root flare too deep, any excess soil shall be removed from the top of the rootball to reveal the root flare. Where containerised trees have been planted too deep in the container during the production process, there is often a matting of fibrous roots above the root flare and across the container surface. These roots shall be removed and the root flare exposed prior to planting.

7.19 **Transplanting in Frosty Conditions:**

7.20 Planting of trees in frosty conditions will only be permitted if adequate precautions are taken. The prepared root balls must have additional wrapping. The bottom and sides of the tree pits, and the piles of topsoil, must be protected from freezing by the use of boards, tarpaulins or other approved materials.

7.21 **Watering:**

7.22 At the time of planting the tree pit shall be saturated to the point of field capacity. If there is a risk of frost within 24 hours the watering shall be delayed until such risk has passed.

# 8.0 TREE PIT ACCESSORIES

8.1 **Tree Supports:**

8.2 Standard trees or larger will be staked with 2 stakes.

8.3 Stakes to be requisite length, pressure impregnated (with preservative non injurious to plants) de-barked softwood. Stakes shall allow for canopy and stem movement as low down the tree as possible, whilst supporting the structural function of the root system. Tree stakes shall be driven into the ground before the tree is planted, to a sufficient depth to provide full support for the tree.

8.4 **Tree Ties:**

8.5 To be expandable rubber tree ties with spacer blocks between the tree and stake, to be fixed with heavy-duty galvanised nails.

8.6 The ties are to be located approximately one third of the way up the clear stem from ground level.

8.7 **Irrigation tubing:**

8.8 A pit-based irrigation system will be installed in accordance with the manufacturer's guidelines, using an equivalent system from an approved supplier.

8.9 **Mulch:**

8.10 Apply 75mm depth of mulch over the whole of the planting bed (Minimum 1m radius from stem) immediately after watering in.

8.11 Mulch shall be organic, disease- and contaminant-free (e.g., shredded bark, wood chips, or compost), with appropriate particle size for the planting type, and compliant with BS 8601:2013 and Forestry Commission best practice."

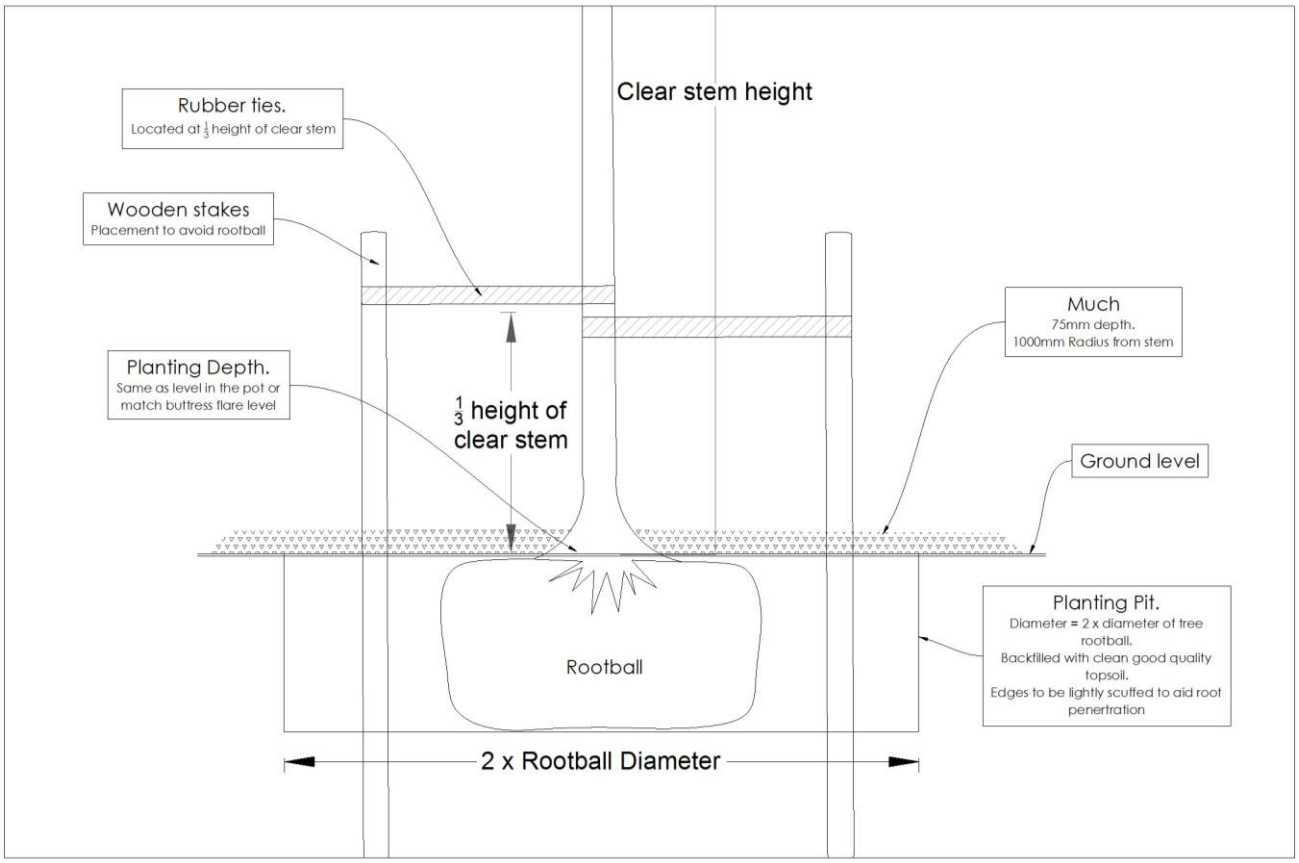


*Figure 3 – Magnified Planting Pit*

# 9.0 NATIVE HEDGE PLANTING

9.1 A new mixed native deciduous hedgerow will be planted in the soft ground strip along the North West and North East boundaries.

9.2 Total hedge length is calculated as 100m.

9.3 Planting will be carried out in a double-staggered arrangement at approximately 60cm spacing between whips and 60cm gap between rows.

9.4 The planting will comprise a varied mix of native species, selected for their suitability to wet ground and their ecological value. The species will include, but are not limited to:

| Species | Suggested Percentage | Plants (Approx) |
|---|---|---|
| Goat Willow (Salix caprea) | 15% | 50 |
| Grey Willow (Salix cinerea) | 15% | 50 |
| Elder (Sambucus nigra) | 15% | 50 |
| Guelder Rose (Viburnum opulus) | 10% | 33 |
| Dogwood (Cornus sanguinea) | 10% | 33 |
| Hawthorn (Crataegus monogyna) | 15% | 50 |
| Blackthorn (Prunus spinosa) | 10% | 33 |
| Hazel (Corylus avellana) | 10% | 33 |

9.5 Total number of whips: 334 based on 100m of planting length.

9.6 Formative pruning will be carried out during the establishment period to encourage healthy growth and promote a dense, interlinked structure.

9.7 As the hedge develops and reaches approximately 2-3 metres in height, it will be maintained at this level through annual trimming to retain a neat, well-managed appearance.

9.8 Following frost events, plants will be checked and re-firmed as necessary to ensure stability and correct soil levels consistent with nursery-grown specimens. All pruning and thinning works will be undertaken outside the bird nesting season, typically during late autumn or winter.

9.9 Where necessary, newly planted sections will be protected with stakes and mesh guards to prevent damage from deer and rabbits. Any failures within the first two years following planting will be replaced to ensure the successful establishment and long-term integrity of the hedgerow.

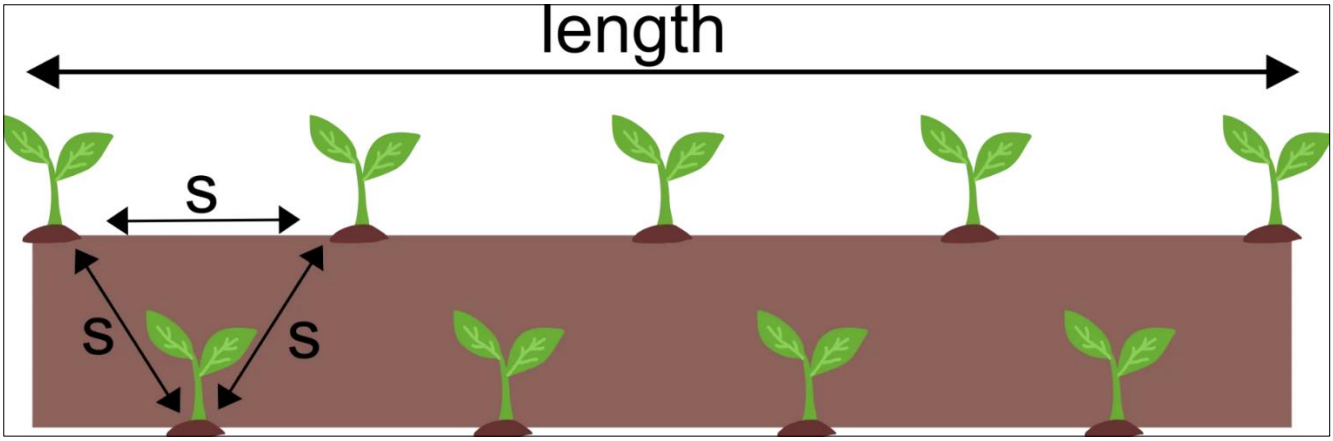


*Figure 4 – Double staggard planting arrangement with 60cm (S) gaps between whips.*

# 10.0 SOFT GROUND MULCHING

10.1 Upon completion of planting works, the 1.5m wide soft ground strip shall be mulched with a minimum of 75 mm depth of well-composted organic mulch, evenly applied to suppress weeds and retain soil moisture.

10.2 Mulch shall be organic, disease- and contaminant-free (e.g., shredded bark, wood chips, or compost), with appropriate particle size for the planting type, and compliant with BS 8601:2013 and Forestry Commission best practice."

# 11.0 POST PLANTING WATERING

11.1 To support the successful establishment of newly planted trees and hedgerows, a regular watering regime will be implemented during the first two growing seasons after planting, typically from April to October.

11.2 Watering will be carried out up to twice weekly, with frequency increased during extended periods of dry or hot weather where required.

11.3 The quantity of water applied will be assessed on a plant-by-plant basis at each visit, taking account of weather conditions and soil moisture levels. Reliance on rainfall alone will not be sufficient to sustain container-grown or recently planted stock, and supplementary irrigation will therefore be necessary except during prolonged wet periods.

11.4 All watering will be undertaken thoroughly to ensure moisture penetrates the full depth of the root zone.

11.5 In the third year following planting, new vegetation will continue to be monitored, with additional watering provided during periods of drought or where signs of water stress are observed, such as leaf wilting or premature leaf loss. Prior to irrigation, soil conditions will be checked to confirm that symptoms are not attributable to excessive moisture or poor drainage.

# 12.0 PLANT SPECIFICATIONS

12.1 Below is a list of trees and whips to be sourced and planted in accordance with the Landscape plan.

| Planting Recommendations | | | | | | |
|---|---|---|---|---|---|---|
| **Name** | **Qty** | **Planting Location** | **Height (cm)** | **Girth (cm)** | **Form** | **Root System** |
| Bay Willow (Salix pentandra) | x2 | A | 300-350 (Max) | 10-12 | Std | Rootball / Container |
| Downy Birch (Betula pubescens) | x2 | B | 300-350 (Max) | 10-12 | Std | Rootball / Container |
| Field Maple (Acer campestre) | x2 | C | 300-350 (Max) | 10-12 | Std | Rootball / Container |
| Alder (Alnus glutinosa) | x2 | D | 300-350 (Max) | 10-12 | Std | Rootball / Container |
| Mixed Broadleaf Hedge: (x 334 total)<br>• Goat Willow (Salix caprea)<br>• Grey Willow (Salix cinerea)<br>• Elder (Sambucus nigra)<br>• Guelder Rose (Viburnum opulus)<br>• Dogwood (Cornus sanguinea)<br>• Hawthorn (Crataegus monogyna)<br>• Blackthorn (Prunus spinosa)<br>• Hazel (Corylus avellana) | <br>x50<br>x50<br>x50<br>x33<br>x33<br>x50<br>x33<br>x33 | E | 120-150 | / | Whip | Bareroot |

# APPENDICES

## Appendix 1 – Landscape Plan

TGB433.V1.0.A3-Landscape Plan

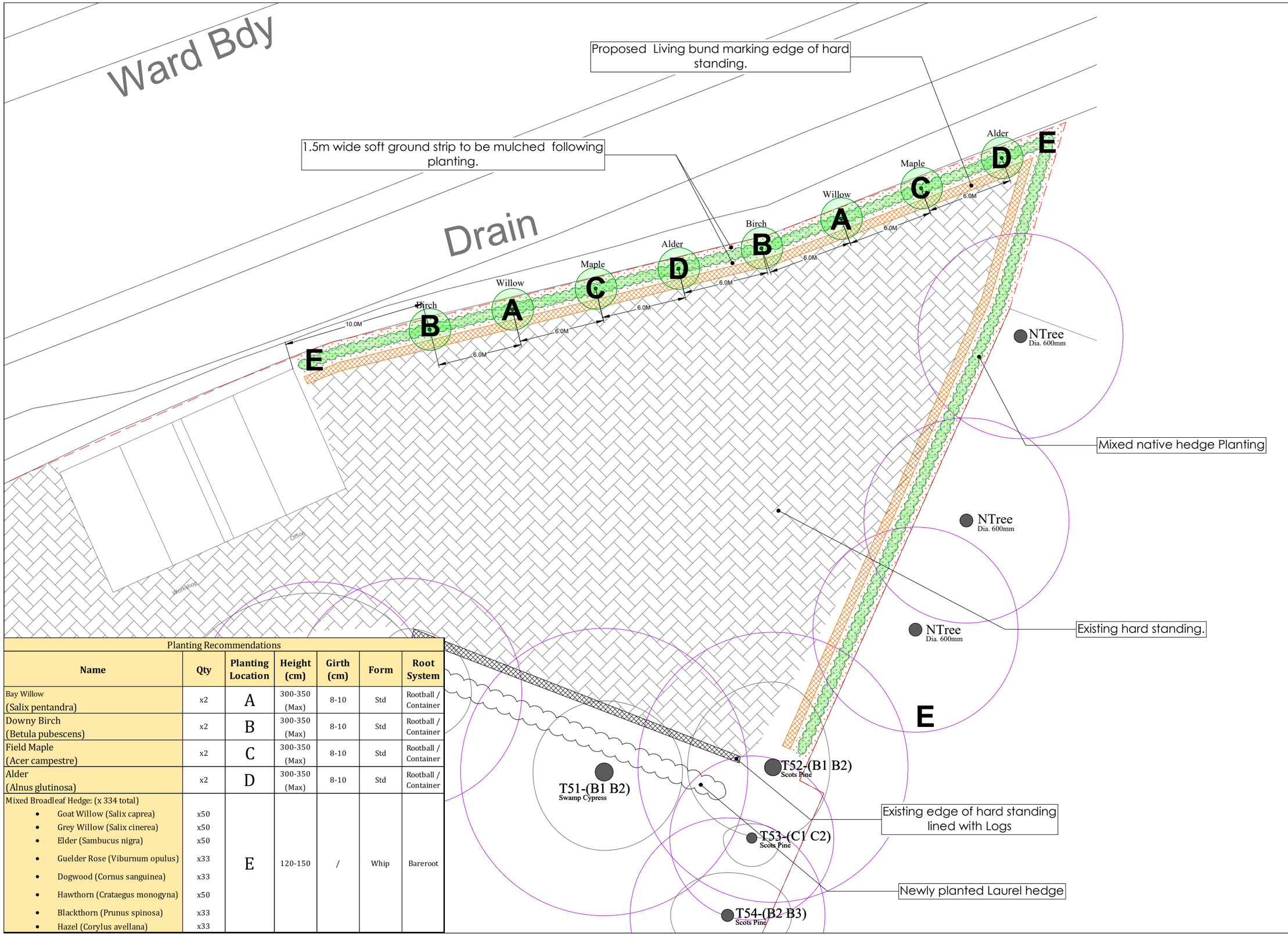


Planting Recommendations

| Name | Qty | Planting Location | Height (cm) | Girth (cm) | Form | Root System |
|---|---|---|---|---|---|---|
| Bay Willow (Salix pentandra) | x2 | A | 300-350 (Max) | 8-10 | Std | Rootball / Container |
| Downy Birch (Betula pubescens) | x2 | B | 300-350 (Max) | 8-10 | Std | Rootball / Container |
| Field Maple (Acer campestre) | x2 | C | 300-350 (Max) | 8-10 | Std | Rootball / Container |
| Alder (Alnus glutinosa) | x2 | D | 300-350 (Max) | 8-10 | Std | Rootball / Container |
| Mixed Broadleaf Hedge: (x 334 total) | | | | | | |
| • Goat Willow (Salix caprea) | x50 | E | 120-150 | / | Whip | Bareroot |
| • Grey Willow (Salix cinerea) | x50 | | | | | |
| • Elder (Sambucus nigra) | x50 | | | | | |
| • Guelder Rose (Viburnum opulus) | x33 | | | | | |
| • Dogwood (Cornus sanguinea) | x33 | | | | | |
| • Hawthorn (Crataegus monogyna) | x50 | | | | | |
| • Blackthorn (Prunus spinosa) | x33 | | | | | |
| • Hazel (Corylus avellana) | x33 | | | | | |

Notes:
BS5837 Tree Retention Categories

- TREE TO PLANT
- SURROUNDING TREES
- ROOT PROTECION AREA

Title: Landscape Plan

Site: Bismillah House, Brookers Hill, Shinfield, Reading, RG29BX

Client: Mrs Q Rukhsar

| | |
|---|---|
| Project No: | TGB433.V1.0 |
| Drawing No: | TGB433.V1.0-A3-Landscape Plan |
| Scale @ A3: 1:250 | Date: 20/01/2026 |
| Drawn By: Tom B | Revision: 1.0 |

TGB Tree Consulting
Tom Butterfield
TGB Tree Consulting
Dunsfold,
Surrey,
GU8
07459906047
www.tgbtrees.co.uk
info@tgbtrees.co.uk