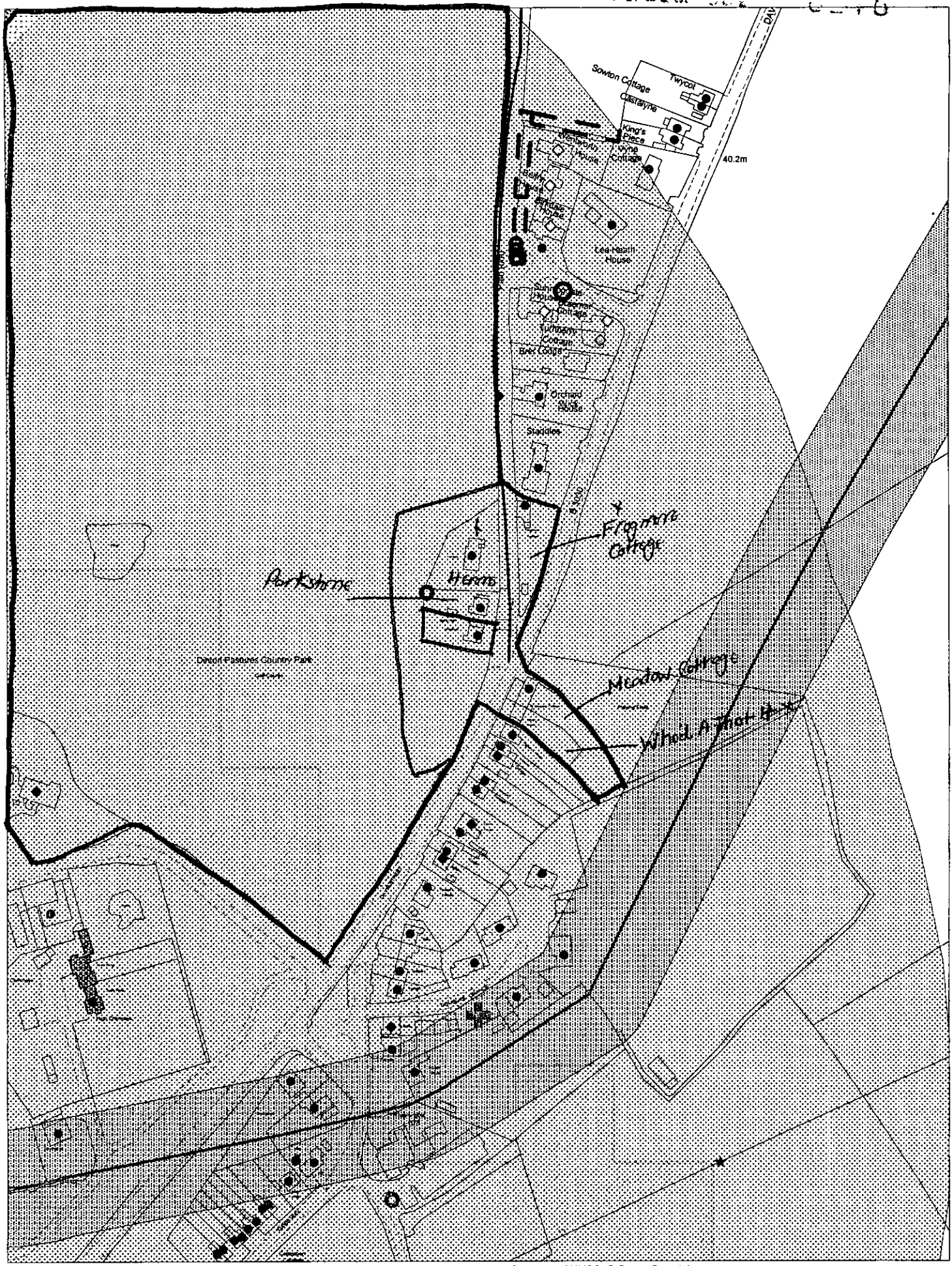

This map is based upon Ordnance Survey material with the permission of Ordnance Survey on behalf of the Controller of HMSO. © Crown Copyright.
Unauthorised reproduction infringes Crown Copyright and may lead to prosecution or civil proceedings.Wokingham District Council Licence LA086134

Development Control,Wokingham District Council.
20 December 2002

Scale: 1 : 2500

N
W E
S

8218

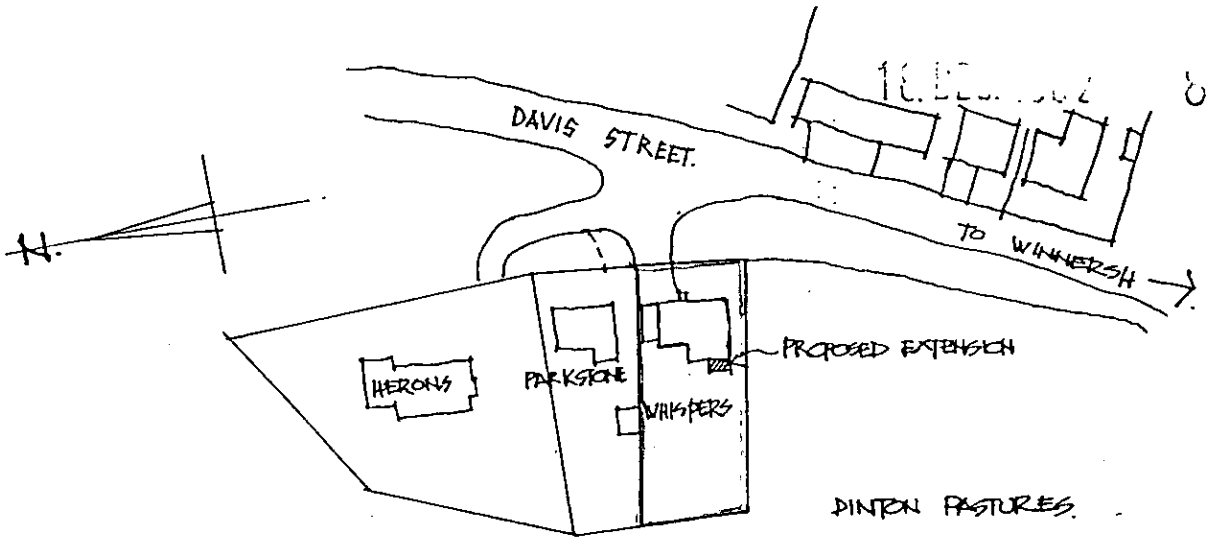

LOCATION PLAN. 1:1250

APPROVED

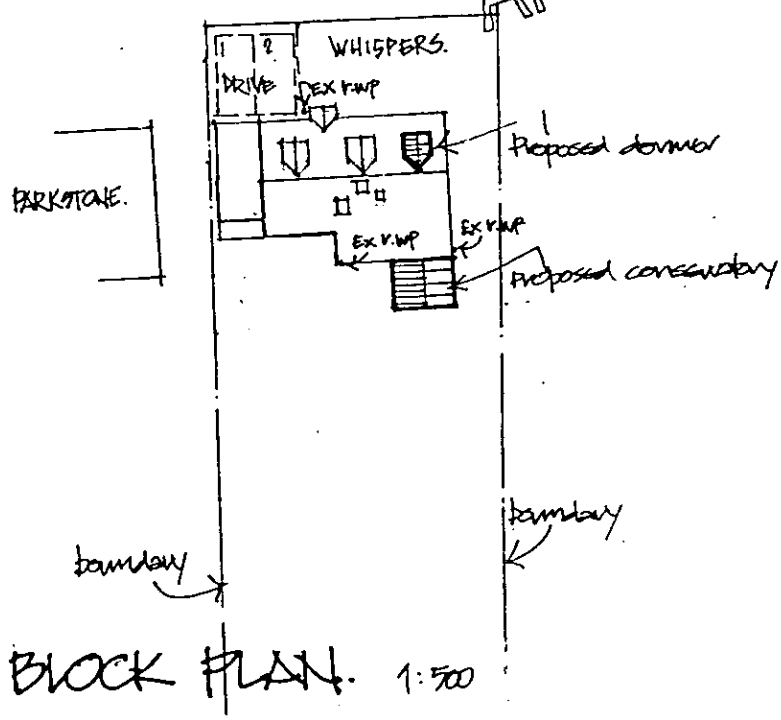

BLOCK PLAN. 1:500

REV A 12.12.02 First floor extension/conservatory deleted

PROPOSED EXTENSION TO "WHISPERS" DAVIS STREE

Client
MR & MRS BEASLEY
WHISPERS
DAVIS STREET HURST

Description
LOCATION / BLOCK PLA

All dimensions to be checked on site. Any discrepancy between this drawing and other information is to be referred to the Partnership. This drawing is copyright

MARTIN BUTLER PARTNERSHIP LIMITE
28 Broad Street
Wokingham
Berkshire
RG40 1AB

date	drawn	checked	scale	project	drawing	revision
1.8.02	MB.		1:1250: 500	1208	04.	A

CD 13/5/03

16 DEC 2002 6218



Proposed West Elevation

Scale 1:100



Proposed East Elevation

Scale 1:100

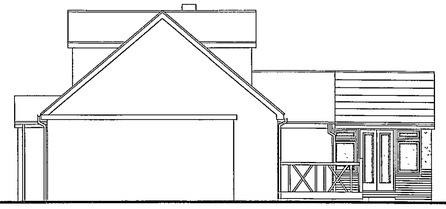

Proposed North Elevation

Scale 1:100

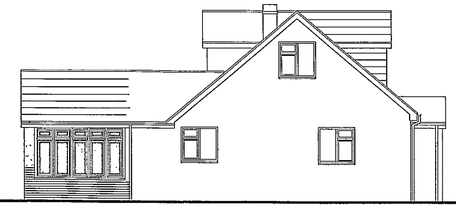

Proposed South Elevation

Scale 1:100

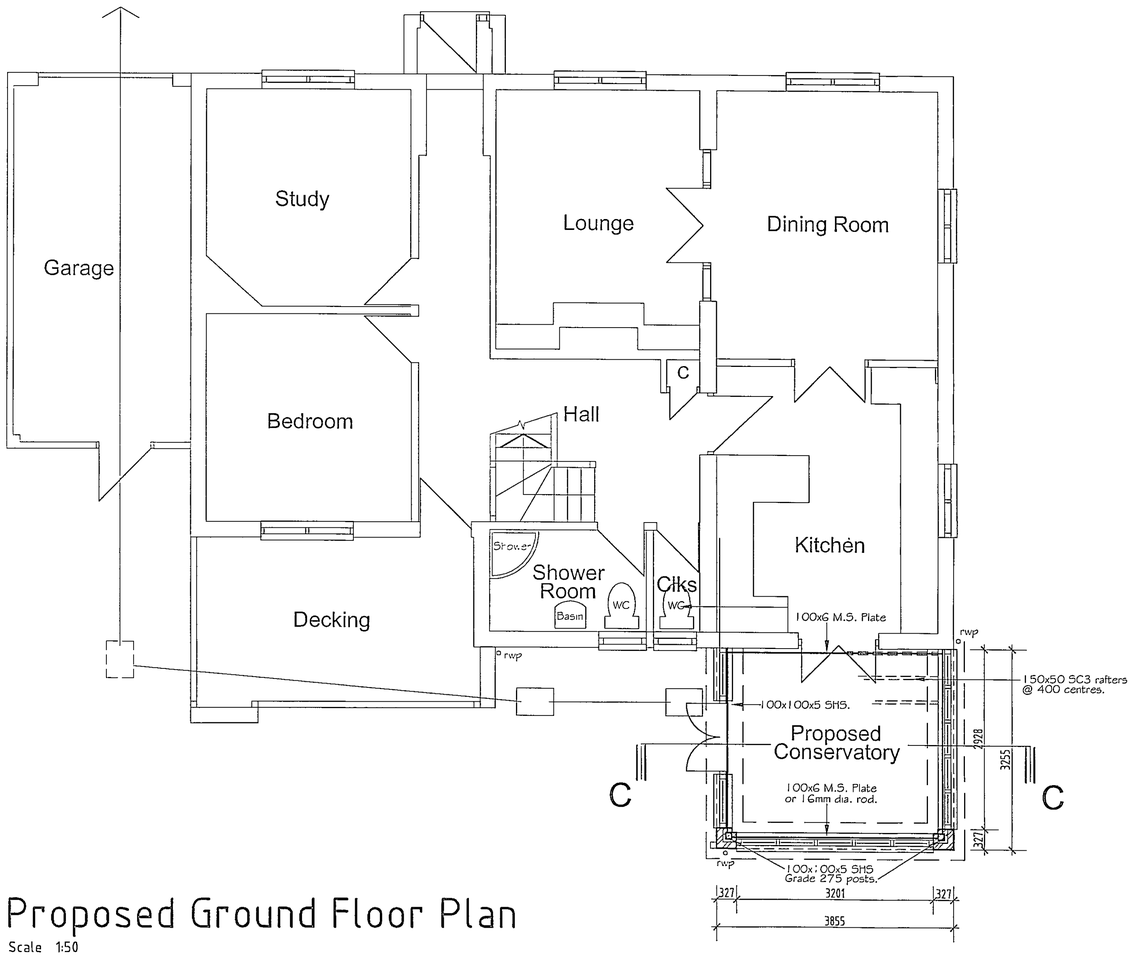

Proposed Ground Floor Plan

Scale 1:50

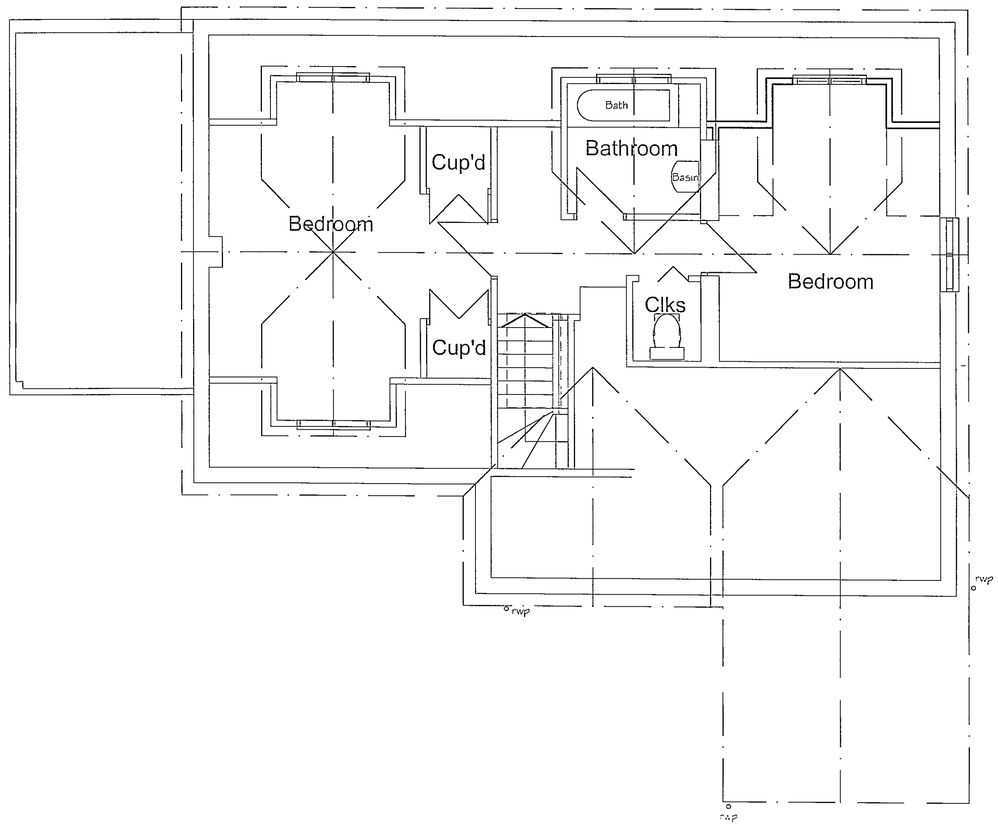

Proposed First Floor Plan

Scale 1:50

REV B: 11/12/02 Proposed Summer Room, Decking Area and En-Suite deleted

REV A: 5/8/02 Dimensions added to Ground Floor Plan Scale added to each elevation & plan.

Proposed Rear & First Floor Side Extensions

Client
Mr and Mrs Beasley
'Whispers'
Davis Street
Hurst
Berks, RG10 0ZH

Description
Proposed Floor Plans
Elevations.

APPROVED

All dimensions to be checked on site. Any discrepancy between this drawing and other information is to be referred to the Planning Consultant. This drawing is copyright.

MARTIN BUTLER PARTNERSHIP LIMITED
28 Broad Street
Wokingham
Berkshire
RG40 1AB
Tel/Fax: 0118 989 0990

	Scale	Project	drawing	revision
date 1/8/01	1:50,1:100	2208	02	B
drawn MB				

CJ 13/5/03

6218



Existing East Elevation

Scale 1:100



Existing West Elevation

Scale 1:100

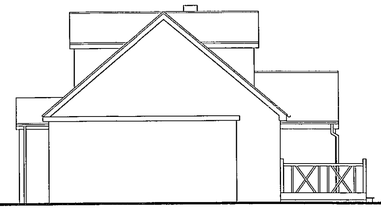

Existing North Elevation

Scale 1:100



Existing South Elevation

Scale 1:100

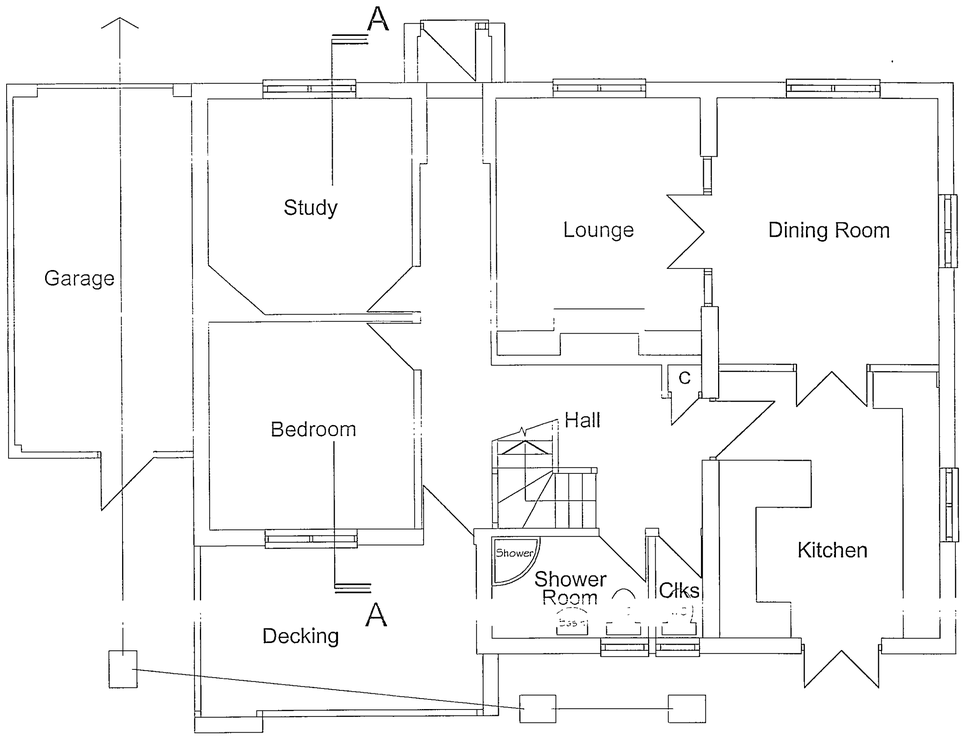

Existing Ground Floor Plan

Scale 1:50

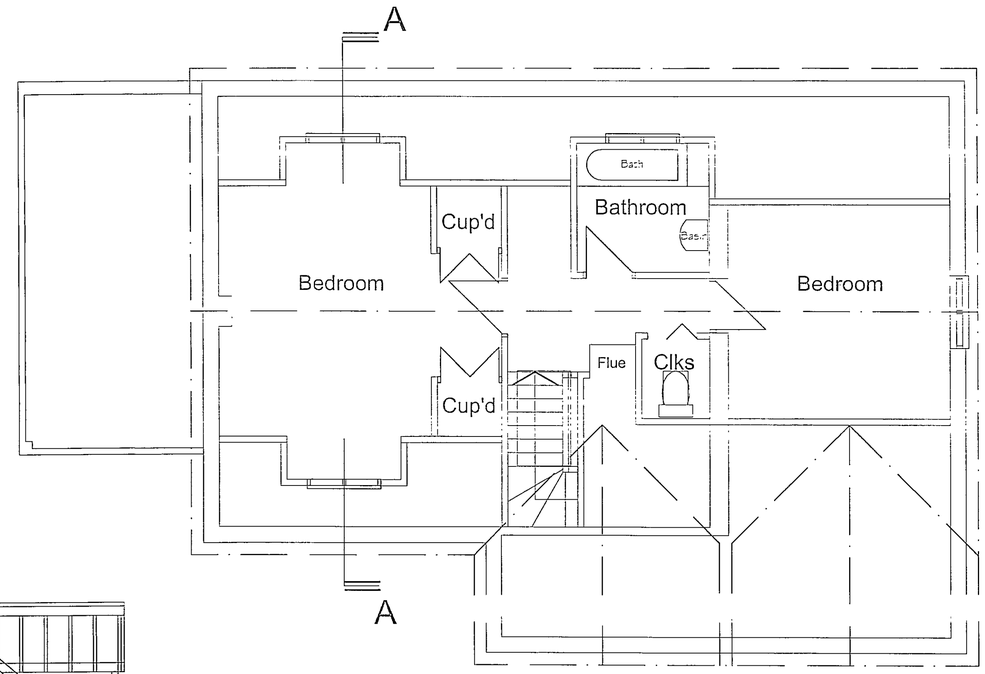

Existing First Floor Plan

Scale 1:50

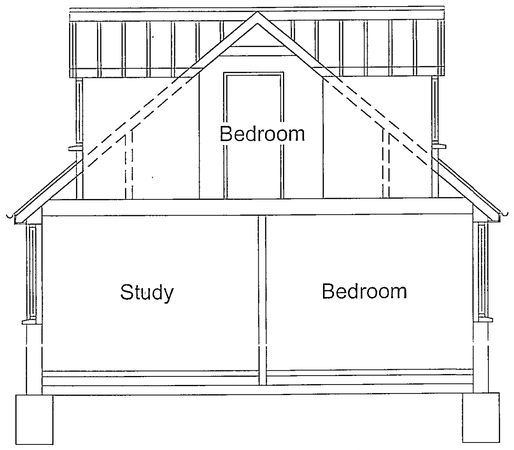

Section A-A

Scale 1:50

REV A: Existing decking shown to rear of house.
11/12/02

Proposed Rear & First Floor Side Extensions

Client
Mr and Mrs Beasley
'Whispers'
Davis Street
Hurst
Berks, RG10 0ZH

Description
Existing Floor Plans,
Elevations & Section A-A

All dimensions to be checked on site Any discrepancy between this drawing and other information is to be referred to the Planning Consultant This drawing is copyright

MARTIN BUTLER PARTNERSHIP LIMITED
28 Broad Street
Wokingham
Berkshire
RG40 1AB
Tel/Fax: 0118 989 0990

	Scale	Project	drawing	revision
date 1/8/01	1:50,1:100	2208	01	A
drawn MB				

EXISTING FOUNDATIONS
600mm wide C25 concrete trench fill foundations to a min. depth of 1 metre below ground level, exact depth to suit site conditions and agreement with building inspector on site.

GROUND FLOOR
New ground floor construction to comprise 65mm sand cement screed with chicken mesh on building paper and 100mm "Rockfloor" insulation on 500 gauge polythene vapour check. 150mm thick C25 concrete slab with 1 layer of A142 mesh, 1200 gauge visqueen d p.m. 150mm thick well blinded and compacted hardcore all to achieve 0.25W/m ^{2}K.

EXTERNAL WALLS
New external walls to comprise cavity construction with bottom section of outer leaf in brickwork including projecting band course all colour washed to match existing. 100mm blockwork above this height finished with 19mm render to match existing. 75mm cavity filled with "Rockwool" Drytherm cavity batts and inner leaf of 100mm blockwork, 12mm lightweight all to achieve 0.35W/m ^{2}K. Allowance of 5 ties per m ^{2}.
Horizontal and vertical d.p.c's to be approved to BS 743:1970. All reveals to windows and doors to have "Damcore" to reduce thermal bridging.
Catnic CG50/100 lintels to be utilised unless otherwise specified, complete with insulation and d.p.c's

INTERNAL WALLS
Internal partitions to comprise 75x50mm studwork @ 400mm centres with 12.5mm plasterboard and skim coat of plaster both sides.

WINDOWS AND DOORS
Windows to be thermal glazed units to match existing. Opening lights to be equal to 1/20th of room area, background vent to habitable rooms to be 8000mm ^{2}.
Glazing to BS 6262.1982 with toughened glass to doors and windows below 800mm to satisfy part N1.
U-Value to be 2.0W/m ^{2}K.

ROOF
Roof tiles and pitch to Conservatory to match existing roof (approx. 40 degrees) on 38x25mm tiling battens, Tyvek breather sarking felt and 150x50 SC3 rafters at 400mm centres max span according to Table A13 is 3.76 metres actual span 2.5 metres and 200x50 Ridge board with 100mm 'Celotex' insulation between joists and underlined with 12.5mm plasterboard and skim coat all to achieve 0.16W/m ^{2}/K.

Steel lintels at plate level and to profile of front gable to engineer's details. Continuous eaves ventilation equal to 10,000mm ^{2}/metre complete with insect proof mesh.

Lateral restraint straps 30mm x 5mm at 1200mm centres.

DORMER ROOF
100x50 SC3 rafters and ceiling joists finished as main roof.
Rafters to be doubled eitherside to accommodate side cheeks finished with 19mm plywood, vapour barrier and 75mm 'Celotex' insulation tiling battens and plain tiles to outside.

FIRE SAFETY
New first floor windows to have minimum clear opening of 0.33m ^{2} (450mm wide x 750mm high).

ELECTRICAL INSTALLATION
Electrical installation to be to NHBC Standards and Insutute of Electrical Engineer's Regulations.

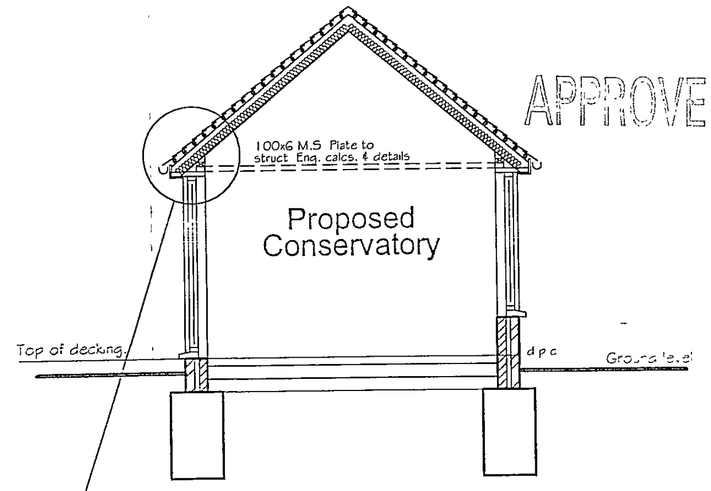

Section C-C
Scale 1:50

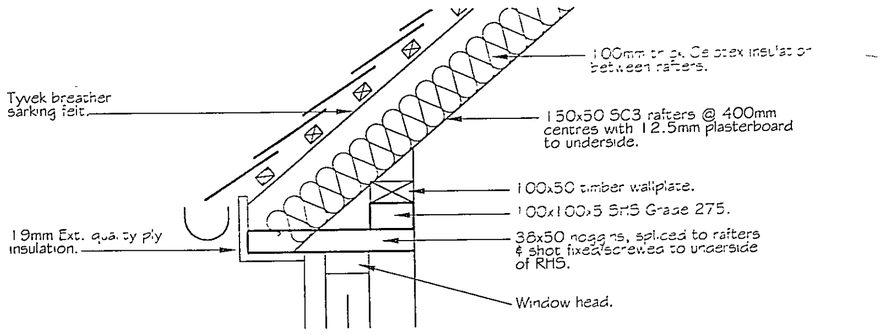

Detail A Scale 1:10

Rev B: Building Regulation notes amended and Section B-B & floor detail removed.
Rev. A: Details throughout and Section B-B amended. Scale added to each section & detail
6/01/02

Proposed Rear & First Floor Side Extensions

Client
Mr and Mrs Beasley
'Whispers'
Davis Street
Hurst
Berks, RG10 0ZH

Description
Section B-B, C-C, Details & Building Regulation Notes

All dimensions to be checked on site. Any discrepancy between this drawing and other information is to be referred to the Planning Consultant. This drawing is copyright.

MARTIN BUTLER PARTNERSHIP LIMITED
28 Broad Street
Wokingham
Berkshire
RG40 1AB
Tel/Fax: 0118 989 0990

date	Scale	Project	drawing	revision
1/8/01	1:50 & 1:10	2208	03	B

drawn MB