

side roof elevation

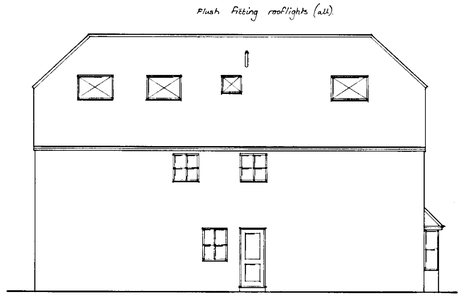

side elevation



rear elevation

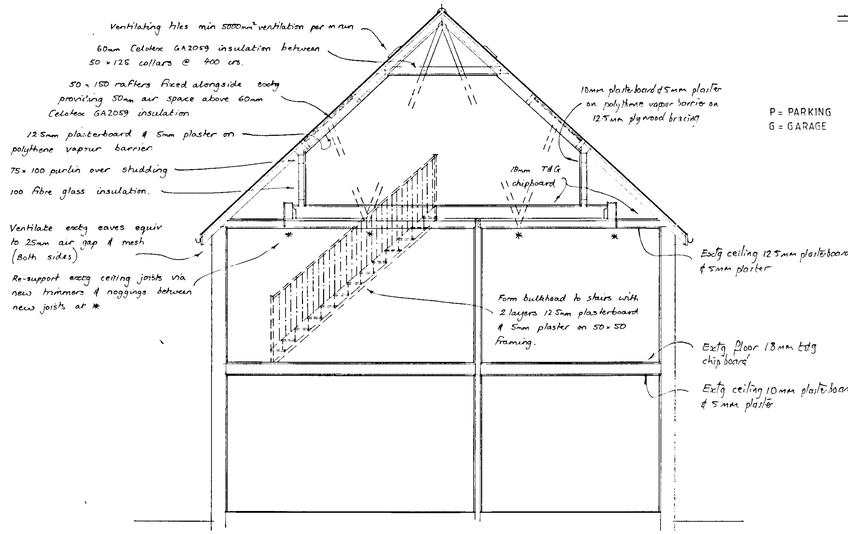

section

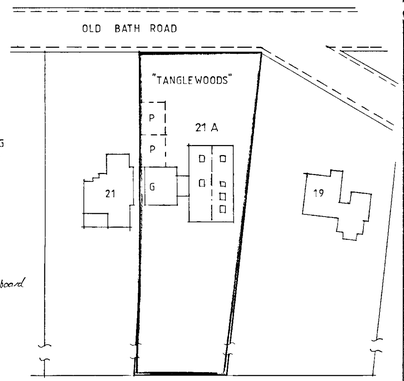

P = PARKING
G = GARAGE

location / block plan 1:500

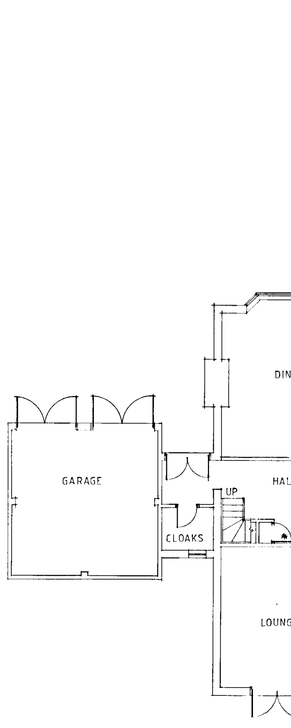

ground floor plan

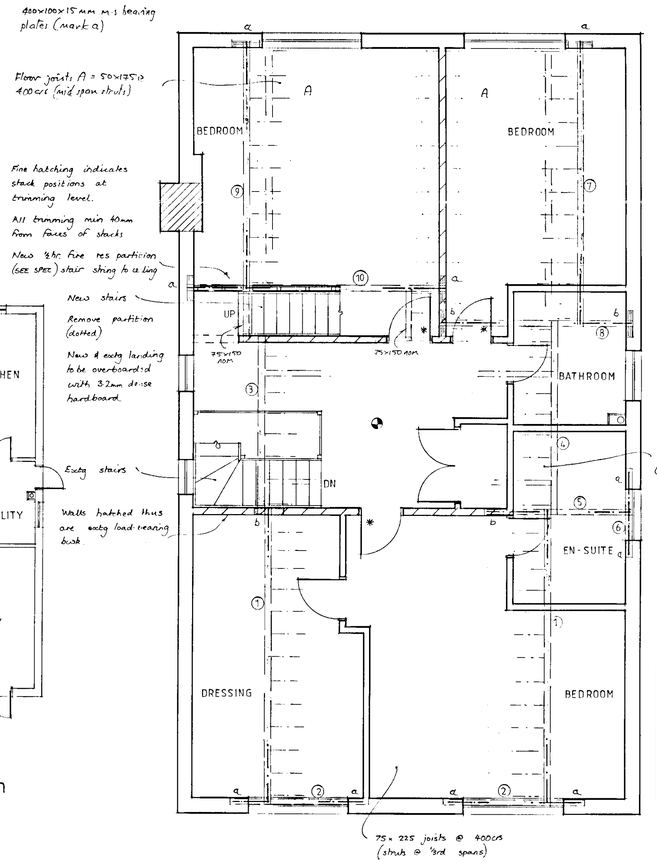

first floor plan

NEW FLOOR TRIMMERS

(1)= 254 x 146 x 37 U.B.
(2)= 127 x 76 x 13 U.B.
(3)= 200 x 250 timber (4 @ 50)
(4)= 250 x 250 timber (5 @ 50)
(5)= 152 x 152 x 23 U.C.
(6)= 127 x 76 x 13 U.B.
(7)= 203 x 133 x 30 U.B.
(8)= 152 x 152 x 30 U.C.
(9)= 209 x 133 x 25 U.B.
(10)= 203 x 133 x 25 U.B.

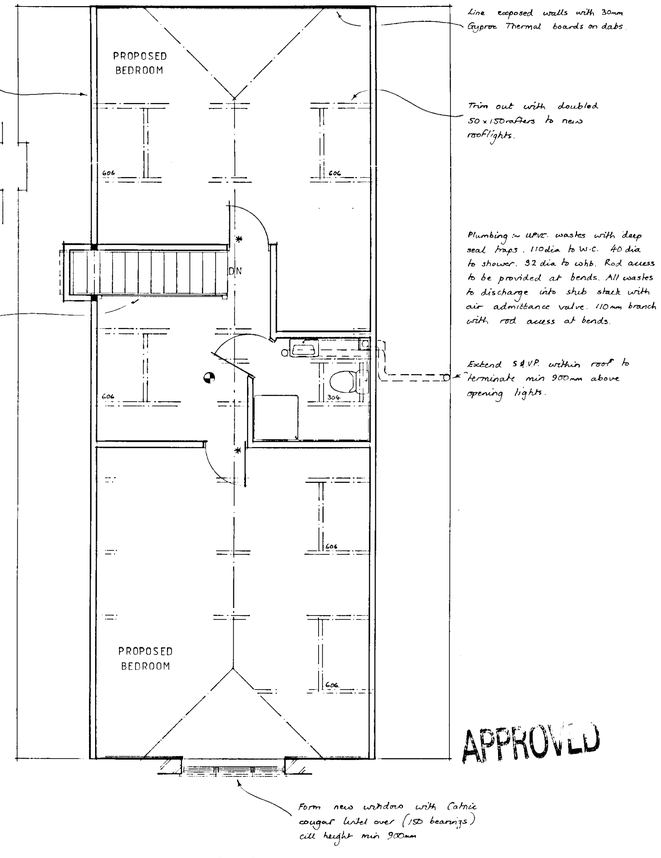

50 x 75 studding @ 400 crs

roof plan

APPROVED

SPECIFICATION

DORMER ROOF CONSTRUCTION
12.5mm bitumen bedded mineral chippings on 3 layers bitumenous felt to 1.3kg/m² each layer, on 19mm exterior plywood on firrings (1 in 40) on mm x mm joists at 400crs. Polythene vapour barrier to underside of joists with 12.5mm plasterboard and 5mm plaster ceiling. 60mm Celotex GA2059 or 60mm Kingspan Roofboard insulation between joists. Roof to be ventilated at fascia min 25mm gap in accordance with reg F2 with vermin mesh. Roof laid to BS 8217

DORMER CHEEKS & FRONT
Vertical tile/slate hanging on battens on building paper (on 9mm masterboard within 1m of boundary) on 100mm x 50mm timber frame braced with 12.5mm plywood sheets 100mm fibreglass/Rockwool Roll/Quilt insulation, with polythene vapour barrier and 12.5mm plasterboard and 5mm plaster skim internally, lead soakers externally.

MANSARD
Vertical slate/tile hanging on battens on sarking felt on 50mm x 150mm rafters braced with 12.5mm plywood sheet with 100mm fibreglass insulation and polythene vapour barrier. 12.5mm plasterboard & 5mm plaster internally lead soakers externally.

STAIRCASE
Rise 200mm going 225mm, pitch 42° max. 2m clear headroom above pitch line to new and existing stairs. Handrail to be provided 900mm above pitch line. Any tapered treads to have min 50mm going, same angle of taper and 225mm going at centre of width. Width of stairs 750mm clear. No gaps anywhere to allow passage of 100mm dia sphere. Artificial light to be provided with 2 way switch top and bottom. Handrail to be continuous and on side where tapered treads have the greater going.
12.5mm plasterboard to underside of stairs.

INTERNAL PARTITIONS (To staircase enclosure)
12.5mm plasterboard and 5mm plaster skim each side of 75mm x 50mm timber studding cross-nogged.

FIRE REGULATIONS B.1
All doors marked thus * to be fitted with self closing devices, and to be ½ hour fire resistant, (FD20) with stops increased to 38mm x 25mm. Any glazing in doors or laylights to be in Georgian wired cast glass and a maximum of 0.36m² in area.

SMOKE ALARMS
:- denotes smoke alarms, min 300mm from light fittings, to BS5446 and BS5839 (interconnected, mains wired with battery backup).

WINDOWS/ESCAPE WINDOWS
1) Escape window/rooflight, min clear opening 450mm high and 450mm wide, but opening area must not be less than 0.33m².
2) All new windows and rooflights to be double glazed.

VENTILATION TO NEW ROOMS F.1
1) New habitable rooms to be fitted with trickle ventilators min 8000mm².
2) New bath/shower rooms to have mechanical ventilators extracting min 15 litres per second operable intermittently & trickle ventilators min 4000mm² per bath/shower.
3) Sanitary accommodation without window openings to have mechanical extractor at 6 litres per second operated by light switch with 15min. overrun.

HEATING
Extend existing heating system to new rooms with zone and boiler interlock controls.

STEEL BEAMS
Encase in 2 layers 12.5mm plasterboard, joints staggered, fixed to timber cradles, or paint with "Nullifire S60" or equiv. intumescent paint to manufacturers instructions to give ½hr fire resistance.

GENERAL (Structural)
1) Timber beams grade C16. Min 100mm bearings.
2) Maximum thickness of timber 75mm, thicker beams to be made up and bolted at 600 crs. with 12mm bolts and 63mm dia toothed connectors.
3) Any protruding beams to be weathered with code 4 lead sheet on exterior ply formers.
4) No structural roof supports to be removed before new permanent or temporary supports are in place.
5) Any cut ties to be made good.
6) Ensure min 25mm clearance between ceiling and floor members.
7) All boundary work to have adjoining owners permission.
8) Existing walls, lintels & foundations carrying additional load to be checked on site for suitability.
9) Builder to check all dimensions before commencement.
10) If in doubt ask.

LOCAL AUTHORITY	WOKINGHAM D.C. 0118 974 6376

PROJECT
FORMATION OF ROOMS IN ROOF SPACE.

CLIENT 04 MAR 2002 6344

DR & MRS. PURCELL,
"TANGLEWOODS",
21A, OLD BATH ROAD,
SONNING ON THAMES,
BERKS,
RG4 6SY.

SCALE 1:50 & 1:100	DATE JAN 2002
DRAWN BY D. Burgess	DRAWING No. G1643

COPYRIGHT ©
Copyright of these plans is strictly enforced and remains with Burgess Design, Kidderminster. The plan should not be reproduced in any form or used for any purpose without permission in writing.

CHARLES GROSVENOR LTD

MY 479185 R