28 FEB 2002 RECD

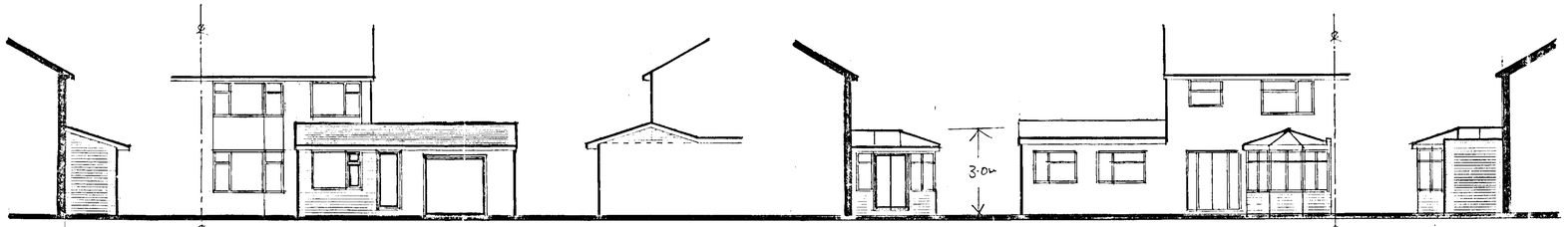

south | east elevation | north elevations | west elevation | south

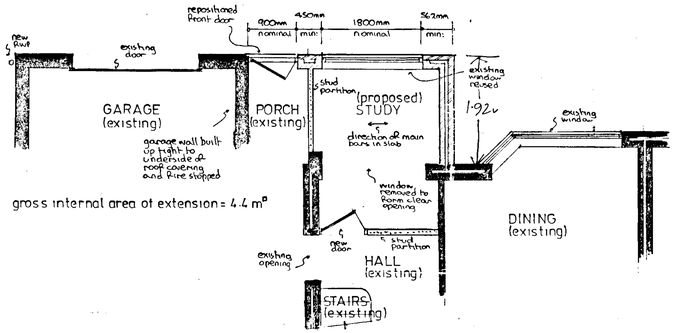

gross internal area of extension = 4.4 m²

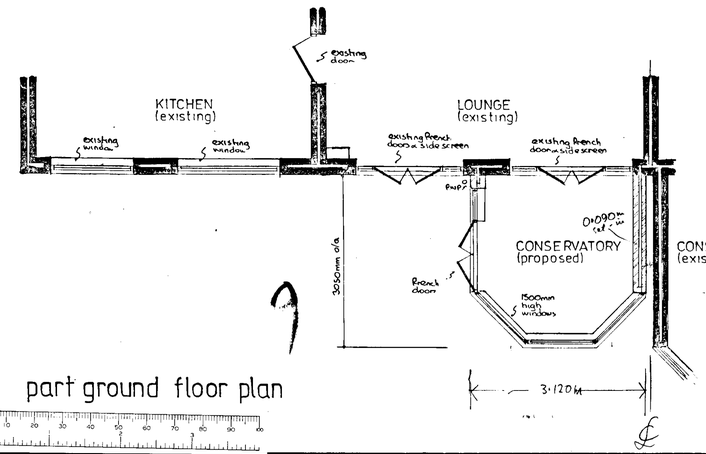

part ground floor plan

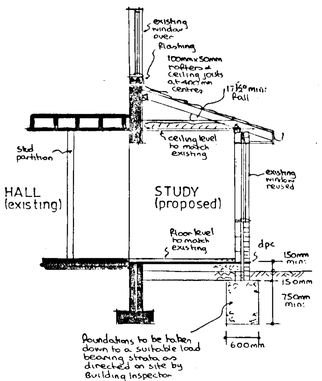

typical section

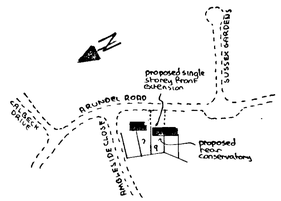

location plan 1:2500

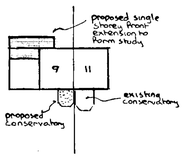

block plan 1:500

notes:-

Roof:- Redland Stonewold concrete interlocking tiles in colour only to match existing on felt and battens on 100mm x 50mm rafters pitched at 17½° and set at 400 mm centres with 100mm x 50mm ceiling joists at 400mm centres with 200mm fibreglass insulation between joists and ceiling of 9mm foil backed plasterboard and skimcoat plaster to receive selected decorations. Roof space to have permanent cross ventilation and this is to be achieved by combination of proprietary eaves vents equivalent to 10mm continuous gap and 5mm continuous gap in high level tile vents.

Lateral restraint:- Where ceiling joists run parallel to an external wall, lateral restraint must be achieved by metal straps at 1200mm centres spanning three joists. In addition mild steel anchors min: 30mm x 5mm cross sectional area are to be provided at 2000mm centres to anchor down all wall plates.

Floor:- Selected floor finish on 65mm reinforced screed on building paper on 40mm Rockwool rigid slab insulation on Visqueen dpm on 150mm suspended concrete floor slab supported on all edges and reinforced with B503 fabric reinforcement with 8 mm main bars at 100mm centres and 8mm distribution bars at 200 mm centres with 40 mm bottom cover set on blinded layer of 150mm selected hardcore.

Walls:- 112mm external skin of facing brick to match existing with 50mm cavity containing 50mm Rockwool insulation batts and 100mm internal 5&½in. of celcon "blocklent" and 16 mm plaster finish to receive selected decorations. To avoid risk of cold bridging reveals around external door and window opening to be insulated.

Partition:- 100mm x 50mm timber studding at 400mm centres with 100mm fibreglass insulation between studding and faced with 9mm plasterboard and skimcoat plaster to receive selected decorations.

Windows/doors:- Existing double glazed window to be fitted with trickle vent in head equivalent to 8000mm² opening. Any glass in windows below 800mm or doors below 1500mm measured from floor level to be in laminated safety glass.

Lintels:- I.G. Lintels Ltd type L1/S galvanised steel insulated lintels.

D.p.c & flashings:- D.p.c to be leadcored felt and flashings in code 4 lead.

Electrics:- To Clients individual requirements but must be installed in strict accordance with current I.E.E regulations.

Rainwater:- 112mm gutter and 62mm downpipe discharging via back inlet gulley and 100mm upvc underground drainpipe to either existing surface water drain (if available) or new soakaway 1000mm diameter x 3000mm deep and situated min: 4500mm from any building.

Conservatory:- Not subject to Building Regulations.

7

9

11

APPROVED

PROPOSED EXTENSION and CONSERVATORY at 9 ARUNDEL ROAD, WOODLEY, BERKSHIRE for MR. G. HURN.

Revrsions:-

Drawing Nº	AH/E/3317
Scales	1:50 & 100
Date	FEB 2002

NDESIGN BUILDING PLANS

CS 28/1/02