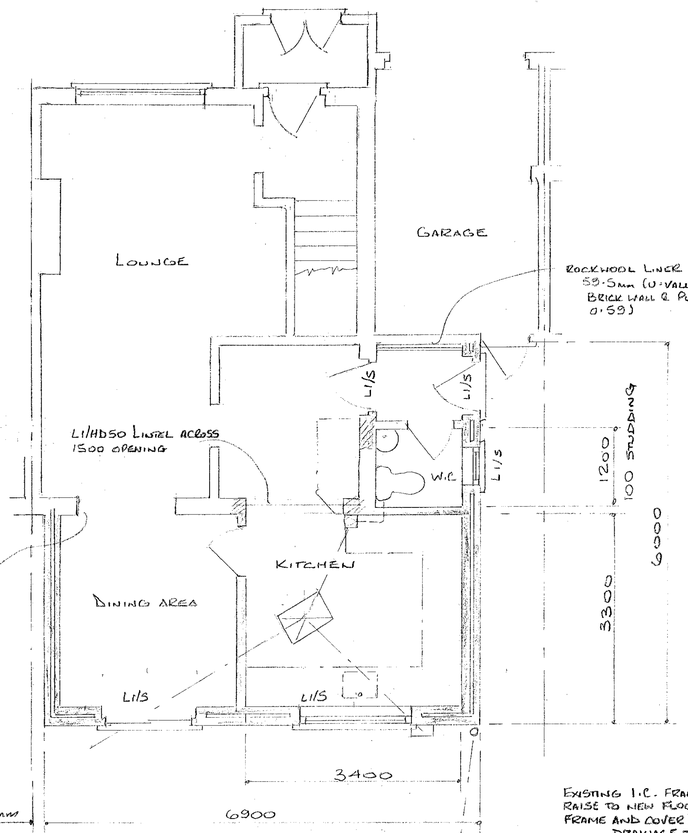

- PROPOSED PLAN -

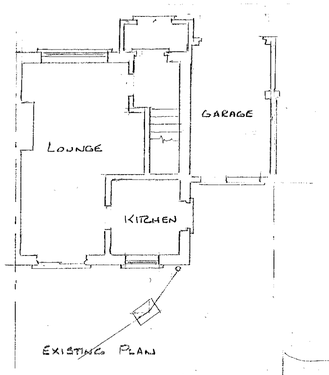

EXISTING PLAN

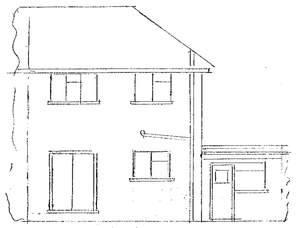

- EXISTING REAR ELEVATION -

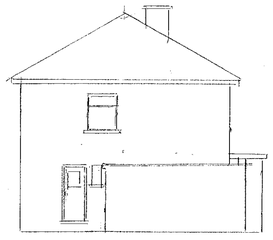

- EXISTING WEST ELEVATION -

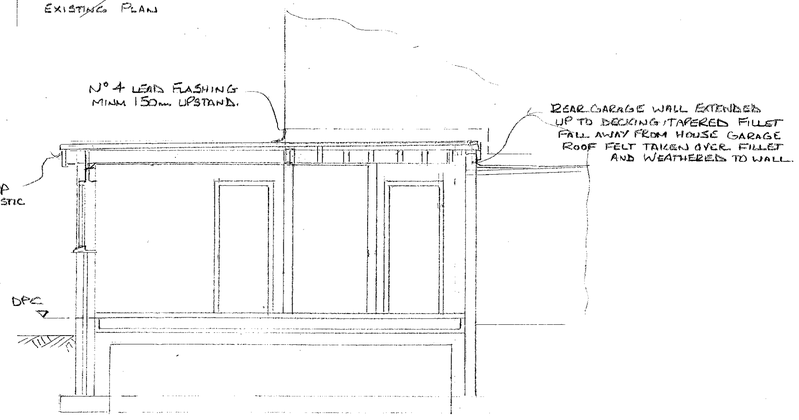

- SECTION 'A-A' -

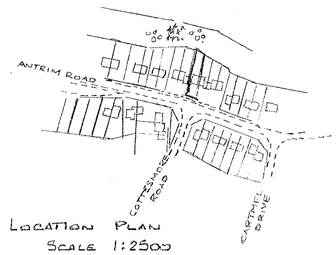

LOCATION PLAN
SCALE 1:2500

N

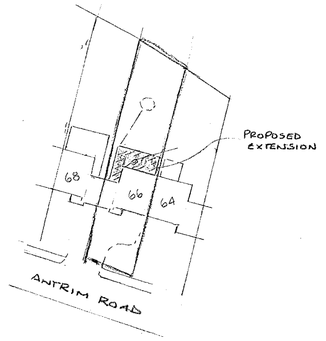

BLOCK PLAN
SCALE 1:500

EXISTING PATIO DOOR REMOVED PLASTER MADE GOOD.

L1/H50 LINTEL ACROSS 1500 OPENING

EXISTING I.C. FRAME & COVER REMOVED RAISE TO NEW FLOOR LEVEL WITH SEALED FRAME AND COVER.
DRAINAGE TO BE PROTECTED BY R.C. LINTELS WHERE PASSING THRO' FOOTINGS

TO NEW SOAKAWAY MINM 5M FROM FOOTINGS.

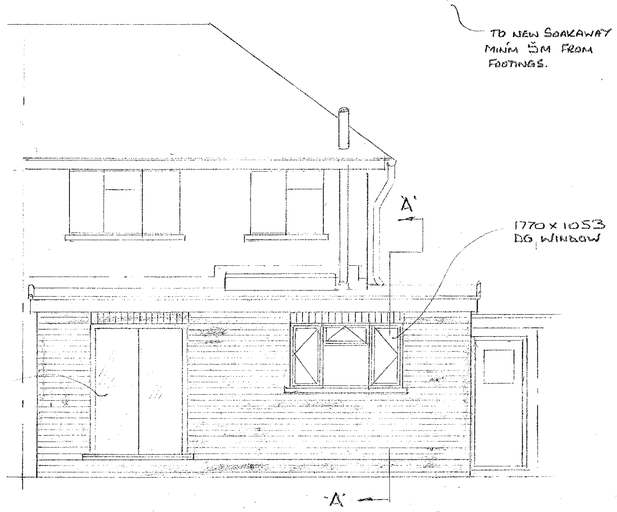

- REAR ELEVATION -

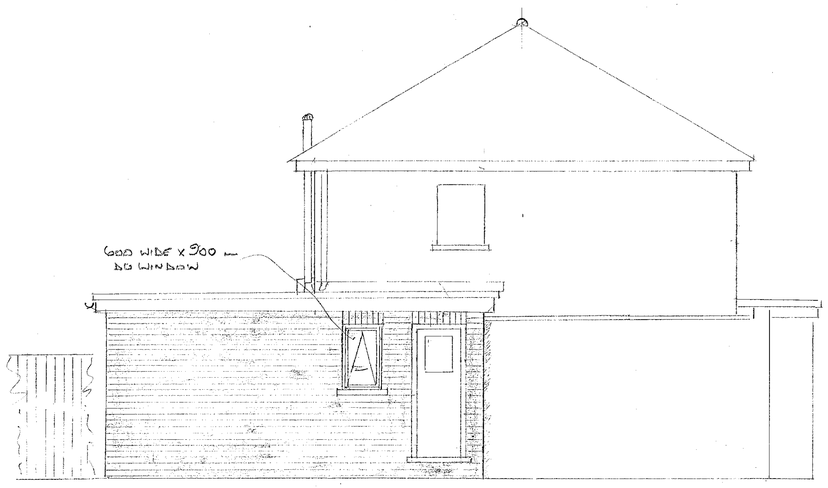

- WEST ELEVATION -



- EAST ELEVATION -

SPECIFICATION:-

WALLS:- 270 mm BRICK CAVITY WALL. MATCHING FACING BRICK OUTSIDE 100 m THERMALITE (OR EQUIV) INSIDE
50 m CAVITY. 50 m ROCKWOOL INSULATION BATTS. GALVANISED STEEL WIRE WALL TIES, 450m VERTICAL
300 m HORIZONTAL SPACING. I.G. INSULATED GALVD STEEL LINTELS, MINM 150 m BEARING EACH END. 'DAMDPC' (OR EQUIV) COMBINED DPC AND THERMAL BREAK FITTED TO ALL NEW VERTICAL AND HORIZONTAL CAVITY CLOSURES. MARLEY AQUAGARD (OR EQUIV) DPC MINIMUM 150 m ABOVE GROUND LEVEL. 18m LIGHTWEIGHT PLASTER INTERNAL FINISH. 'U' VALUE BETTER THAN 0.45.

FLOOR:- 65m FLOOR FINISH AND SCREED ON 150 m OVERSITE CONCRETE; 3 COATS SYNTHAPRUFE DPM ON OVERSITE AND LAPPED WITH WALL DPC. MINM A142 ANTI CRACK REINFORCING MESH IN OVERSITE CONCRETE. CELOTEX (OR EQUIV) RIGID UNDERFLOOR INSULATION TYPE RF1/30 mm WITH VAPOUR CHECK MEMBRANE OVER INSULATION. 150 m CLEAN COMPACTED HARDCORE. BLINDED WITH SAND.
'U' VALUE BETTER THAN 0.45. NOTE:- DUCTING (FALL TO OUTSIDE WALLS) TAKEN FROM EXISTING AIR BRICKS TO NEW AIR BRICKS IN EXTENSION WALLS.

FOUNDATIONS:- 600 x 250 m CONCRETE STRIP FOUNDATIONS DEPTH TO SUIT SUBSOIL CONDITIONS; MINM 1 METRE BELOW G.L.
NOTE:- INVERT LEVEL APPX 600 m BELOW GROUND LEVEL.

WINDOWS:- ALL NEW WINDOWS TO BE DOUBLE GLAZED AND FITTED WITH TRICKLE VENTILATORS TO GIVE MINM 8000 mm² (4000 mm² FOR W.C) OPENING AREA. PATIO DOOR FITTED WITH 6·4m LAMINATED SAFETY GLASS. REF B.R. DOC'T PART 'N'

VENTILATION:- W.C. FITTED WITH MECHANICAL EXTRACTION FAN CAPABLE OF EXTRACTING 3 A.C.H AND OPERATING INTERMITTENTLY
KITCHEN:- FITTED WITH MECHANICAL EXTRACTION FAN CAPABLE OF EXTRACTING AT A RATE OF NOT LESS THAN 60 LITRES/SEC

ROOF:- 150m x 47m TIMBER JOISTS @ 400 CRS, FIRRING PIECES TO GIVE MINM 1:60 FALL. 50x100 m TIMBER WALL PLATES FIXED TO INNER WALL WITH GALVD STEEL ANCHOR TIES MAXM 1800 CRS. CELOTEX TD 2000 INSULATING ROOF DECK (TYPE TD 2075 - 75m FOAM WITH 5·5m PLYWOOD) 3 LAYER BITUMINOUS ROOFING FELT, STONE CHIPPINGS ON BITUMINOUS COMPOUND. 12m PLASTERBOARD WITH PLASTER SKIM. 'U' VALUE BETTER THAN 0.25.
NOTE:- ROOF JOISTS TRIMMED (2 x 150x47 JRIMMERS, NAILED TOGETHER) TO FORM AS NECESSARY CLEARANCE FOR EXISTING ANGLED DRAINAGE PIPE

DRAINAGE:- NEW B.I.G. TO SERVE SINK. 100 m PLASTIC SOIL PIPE CONNECTION TO EXISTING I.C. MINM 1:60 FALL LAID ON AND SURROUNDED BY PEA SHINGLE
SINK WASTES. 38 m UPC WITH 75 m WATER TRAP - W.C. SINK WASTE TO BE NOT LESS THAN 200 m BELOW W.C CONNECTION TO STACK PIPE

APPROVED

PROPOSED SINGLE STOREY EXTENSION
FOR MR N. WOODFORTH
66, ANTRIM ROAD
WOODLEY

SCALE 1:50, 1:100

CD
11/01