4.0 GLAZING
ALL GLASS AND GLAZING TO BE TO BRITISH STANDARD 6206 GLAZING BELOW 800mm ABOVE FLOOR LEVEL IN WINDOWS AND GLAZING BELOW 1500mm ABOVE FLOOR LEVEL IN DOORS AND SIDE PANELS CAN BE IN ANNEALED GLASS OF THE FOLLOWING MINIMUM THICKNESS.
8mm UPTO 1100mm x 1100mm.
10mm UPTO 2250mm x 2250mm
12mm UPTO 3000mm high x 4500mm wide.
15mm ANY SIZE PAIN
OR LAMINATED GLASS OR RELEVANT THICKNESS TO SIZE DETAILED IN BS 6206



SOUTH ELEVATION

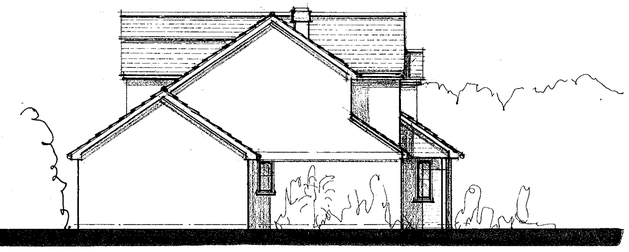

WEST ELEVATION

9.0 RAINWATER GOODS
115mm HALF ROUND/SQUARE LINE/OG UPVC GUTTERS TO MATCH AND LINE THROUGH WITH EXISTING FIXED TO FALL TO OUTLETS
64mm UPVC ROUND/SQUARE SECTION DOWNPIPES SECURED AT 1800mm CENTRES AND CONNECTED TO UNDERGROUND DRAINS WITH SEALED COLLAR

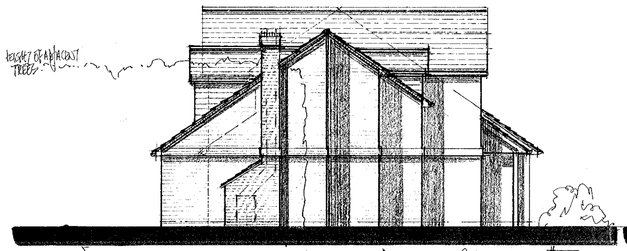

EAST ELEVATION

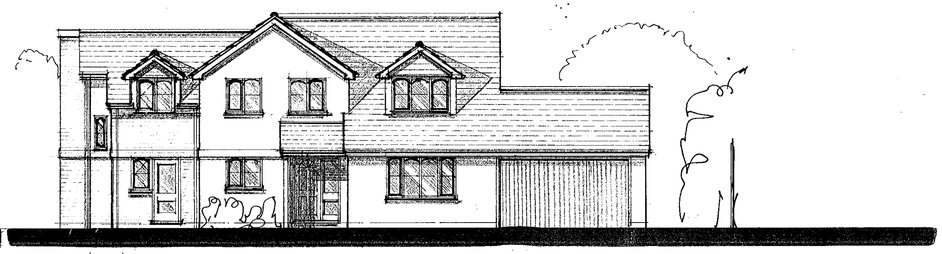

NORTH ELEVATION

10.0 ROOM VENTILATION
10.1 HABITABLE ROOMS
RAPID VENTILATION OF ALL HABITABLE ROOMS TO BE ACHIEVED WITH OPENING WINDOWS MIN 1/20TH OF FLOOR AREA OF ROOM
TOP OPENING SASHES LOCATED 1750mm ABOVE FLOOR LEVEL
BACKGROUND VENTILATION TO BE PROVIDED WITH TRICKLE VENTILATOR IN HEAD SECTION OF WINDOW GIVING MINIMUM 8000 sq mm CONTROLLABLE OPENING

10.3 BATHROOM VENTILATION
AIREDALE OR SIMILAR MECHANICAL EXTRACT VENTILATION CAPABLE OF EXTRACTING AT A RATE OF NOT LESS THAN 15 LITRES PER SECOND WITH INDEPENDENT SWITCHING

10.4 UTILITY ROOM VENTILATION
AIREDALE OR SIMILAR MECHANICAL EXTRACT VENTILATION CAPABLE OF EXTRACTING AT A RATE OF NOT LESS THAN 3 AIR CHANGES PER HOUR AND CONTROLLED BY LIGHT SWITCH WITH 15 MINS OVERRUN TIME DELAYED TURN OFF

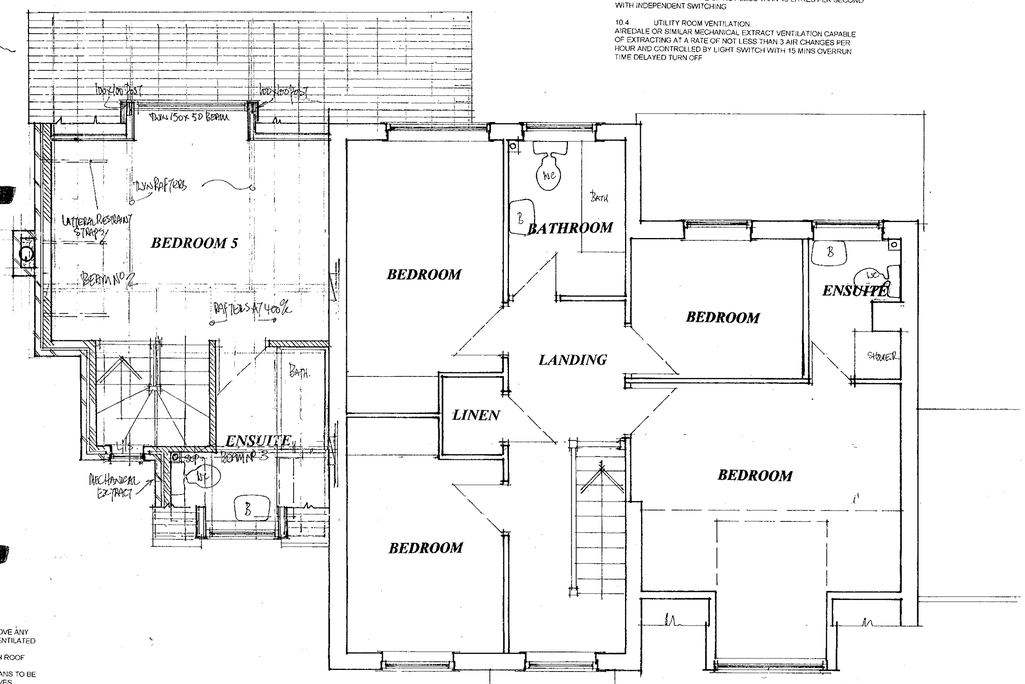

FIRST FLOOR PLAN

22.NOV.2000* 2864

9.3 ABOVE GROUND DRAINAGE
100mm DIAMETER SOIL AND VENT PIPES TAKEN UP ABOVE ANY ADJACENT WINDOWS BY 1000mm AND FITTED WITH VENTILATED TERMINATION CAP
CODE 4 LEAD FLASHING WHERE PIPES PASS THROUGH ROOF

SECONDARY VENTILATION PIPES AS INDICATED ON PLANS TO BE FITTED WITH NON-RETURNABLE AIR ADMITTANCE VALVES

100mm QUICK FIT ADAPTOR CONNECTION TO WCS
40mm UPVC WASTE PIPES FROM BATH, SHOWER AND SINKS
32mm UPVC WASTE PIPES FROM HAND BASINS AND BIDET
50mm UPVC COMBINED WASTE PIPES WHERE USED WITH ANTI SIPHON TRAPS TO UNITS SERVED
75mm DEEP SEAL P OR S TRAPS TO ALL FITTINGS

9.1 SURFACE WATER DRAINS
100mm OSMA OR SIMILAR UNDERGROUND PLASTIC DRAINS TO FALL AT 1:60 SURROUNDED IN 150mm PEASHINGLE TO CONNECT TO EXISTING MAIN SURFACE WATER DRAIN OR SOAKAWAY

9.2 SOAKAWAYS
EXCAVATE SOAKAWAY TO SIZES SHOWN ON PLANS MIN. 4500mm FROM ANY BUILDING FILL WITH CLEAN BROKEN BRICK AND COVER WITH 1000 GAUGE POLYTHENE SHEET 600mm BELOW GROUND LEVEL MAKE GOOD TO SUIT EXISTING MAKEUP

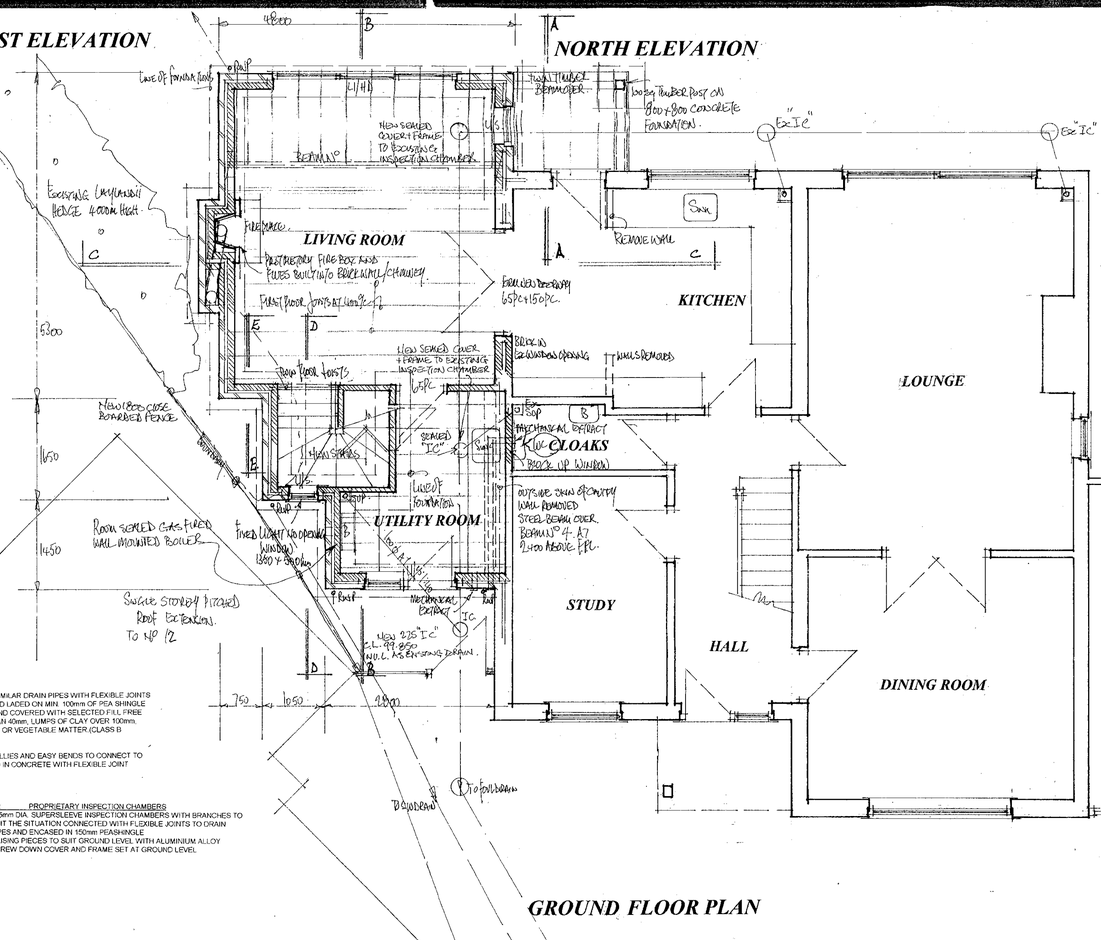

GROUND FLOOR PLAN

8.0 FOUL DRAINS
100mm SUPERSLEEVE OR SIMILAR DRAIN PIPES WITH FLEXIBLE JOINTS TO FALL A MINIMUM 1:40 AND LADED ON MIN. 100mm OF PEA SHINGLE TO HALF THE PIPE DEPTH AND COVERED WITH SELECTED FILL FREE FROM STONES LARGER THAN 40mm, LUMPS OF CLAY OVER 100mm, TIMBER, FROZEN MATERIAL OR VEGETABLE MATTER.(CLASS B BEDDING)

HEPWORTH OR SIMILAR GULLIES AND EASY BENDS TO CONNECT TO SOIL PIPES TO BE ENCASED IN CONCRETE WITH FLEXIBLE JOINT CONNECTIONS TO DRAINS

8.2 PROPRIETARY INSPECTION CHAMBERS
225mm DIA. SUPERSLEEVE INSPECTION CHAMBERS WITH BRANCHES TO SUIT THE SITUATION CONNECTED WITH FLEXIBLE JOINTS TO DRAIN PIPES AND ENCASED IN 150mm PEASHINGLE
RAISING PIECES TO SUIT GROUND LEVEL WITH ALUMINIUM ALLOY SCREW DOWN COVER AND FRAME SET AT GROUND LEVEL

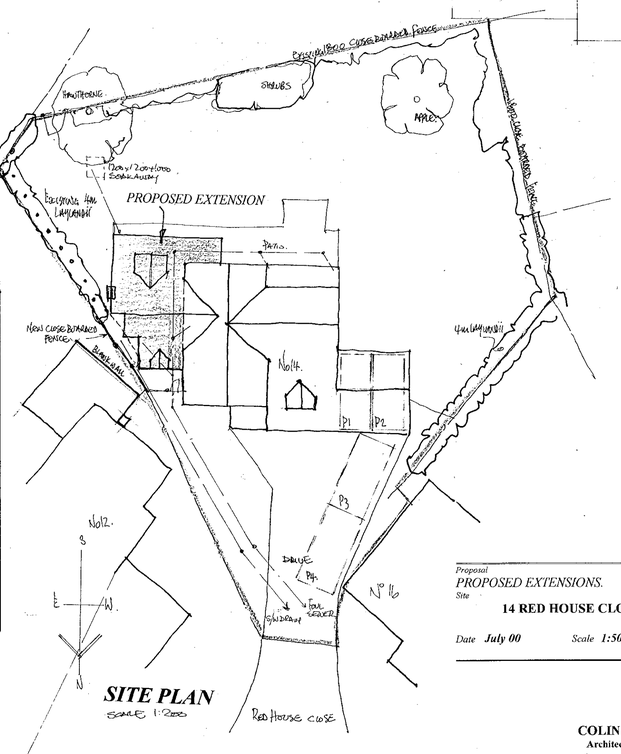

SITE PLAN
SCALE 1:200

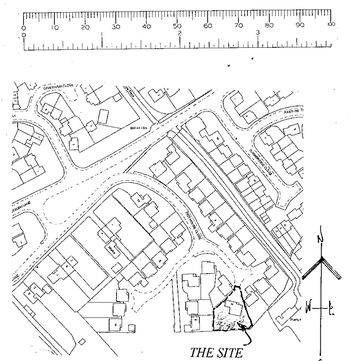

LOCATION PLAN SCALE 1:2500

APPROVED

Proposal
PROPOSED EXTENSIONS.
Drawing
DETAIL PROPOSALS
Site
14 RED HOUSE CLOSE, EARLEY, READING, BERKSHIRE.
Date July 00 Scale 1:50 & 1:100 Drawing No D 550-02 A

COLIN DAWSON & ASSOCIATES
Architectural Design & Building Surveying.
MALVERN HOUSE
1 MALVERN WAY
TWYFORD
READING BERKSHIRE RG10 9PY
Tel: (0118) 9343322 Fax: (0118) 9343322

cd 10/11/00