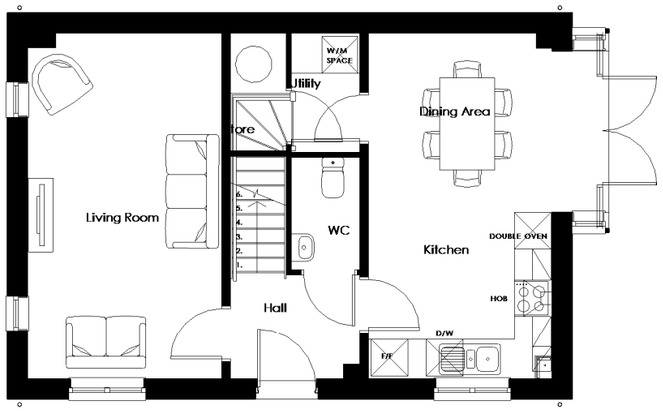

Ground Floor Plan

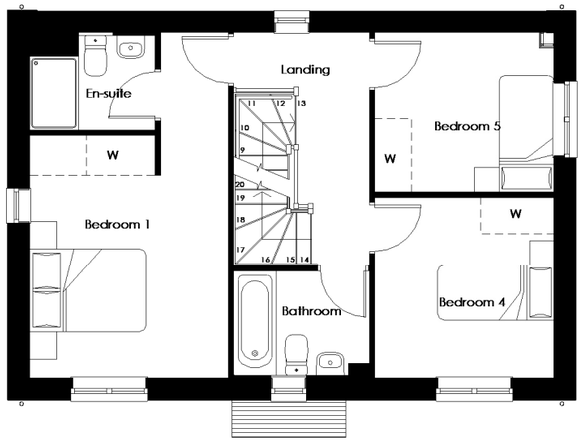

First Floor Plan

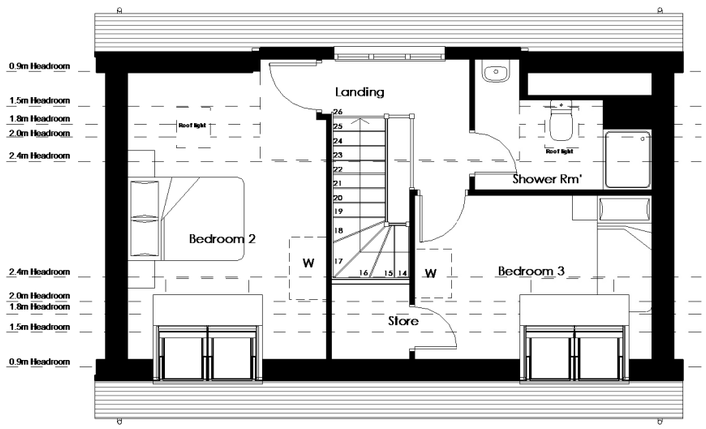

Second Floor Plan

Front Elevation

Right Elevation

Rear Elevation



Left Elevation

1 0 1 2 3 4 5

SCALE 1:100 m

Notes:
For planning application purposes only. Do not use for construction purpose.
The contractor must verify all dimensions on site before commencing any work on shop drawings.
McBains Ltd copyright

BIM Transmittal Disclaimer

McBains Ltd makes no express or implied warranties with respect to the character, function, or capabilities of the data (inclusive of 3rd party data incorporated within), or the suitability of the data for any particular purpose beyond those originally intended by McBains Ltd. Please refer to our standard terms and conditions for further details.

NOTE:
ALL BATHROOMS & ENSUITE WINDOWS TO HAVE OBSCURED GLASS.

REFER TO EXTERNAL MATERIALS PLAN FOR SPECIFIC MATERIALS, WINDOWS COLOURS AND DOOR COLOURS.

Rev	Description	Rev Date	Drawn by	Reviewed by
P02	Dormers amended. Lightbox added. Window added on rear elevation	07.08.2026	ZP	EC
P01	Issued for planning	01.04.2026	JP	EC

Drawn By	Reviewed By	Approved By
JP	EC	PO'R
MCB Number	Date Created	Scale @ A3
100360	MAR '26	1 : 100 @ A3

McBains
McBains Ltd
5th Fl, 26 Finsbury Square London EC2A 1DS
+44 (0)20 7786 7900 mcbains.co.uk

Client
dandara

Project
"The Canopies"
Pinewood Campus
Nine Mile Ride - Wokingham

Drawing Title
Housetype Plans & Elevations
Lydford
Plot 120

ARCHITECTURE

Drawing / Document Reference	Status
PIN100360- MCB - ZZ - ZZ - DR - A - 0331	D5 - P02
Project Originator Frdr Splr Form Discipline Number	Status Revision