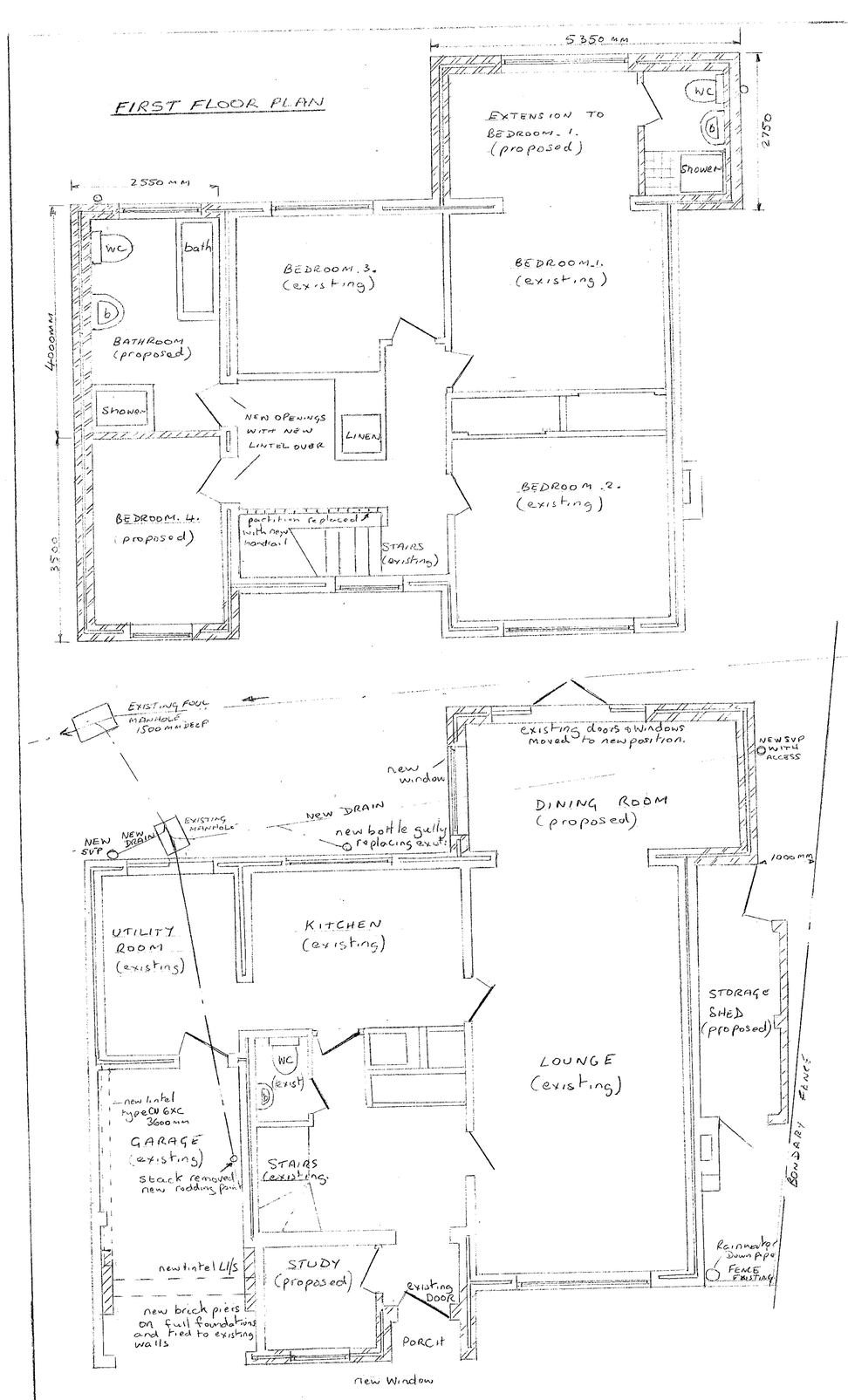

GROUND FLOOR PLAN



FRONT ELEVATION

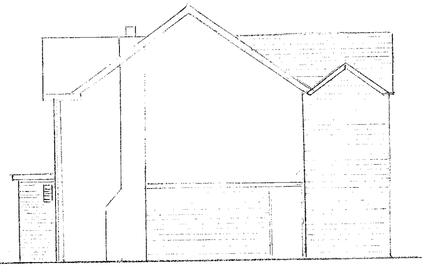

NORTH SIDE ELEVATION



REAR ELEVATION

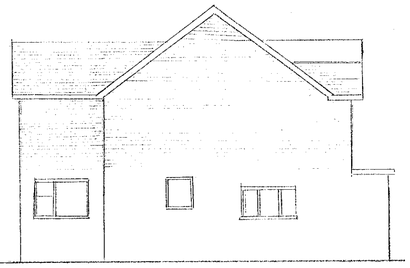

SOUTH SIDE ELEVATION

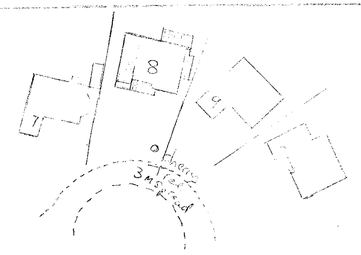

BLOCK PLAN 1:500

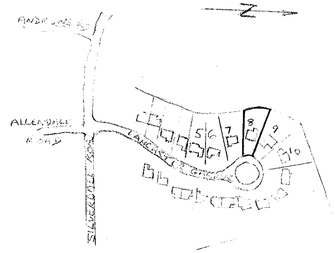

LOCATION PLAN 1:2500

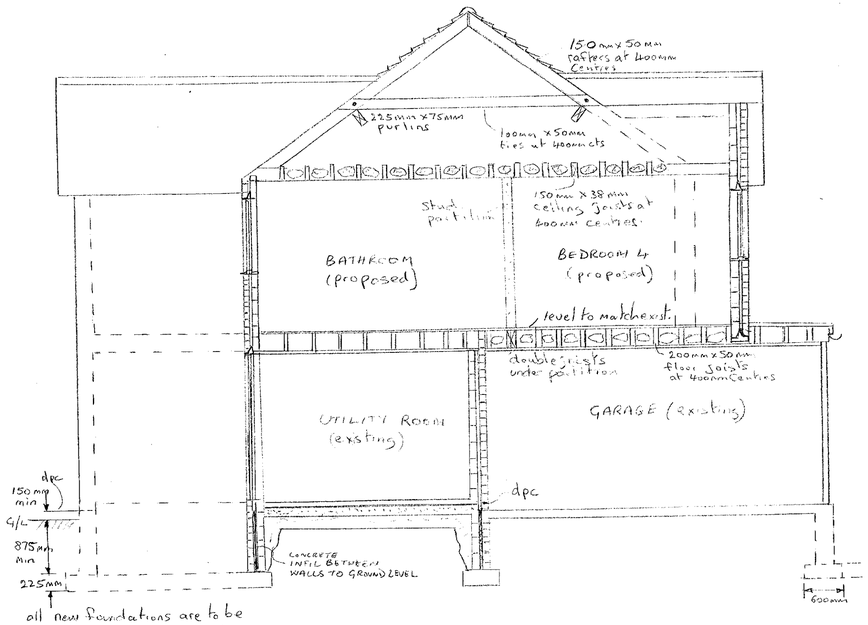

all new foundations are to be taken down to a suitable load bearing strata as directed on site by Building Inspector

TYPICAL SECTION



Notes:-

roof:- Tiling to match existing on felt and battens on 150 mm x 50 mm rafters pitched to match existing, at set at 400 mm centres with 150 mm x 38 mm ceiling joists at 400 mm centres with 150 mm fibreglass insulation between joists. Ceiling of 9 mm foilbacked plasterboard. Roof space to have permanent cross ventilation and this is achieved by ventilators at eaves level to create equivalent of 10 mm continuous gap. m/d steel anchors minimum 50 mm x 5 mm rise to be provided at 2000 mm centres to anchor all wall plates wall plates 100 mm x 50 mm

first floor:- 18 mm long & groove chipboard flooring on 200 mm x 50 mm joists with row of herringbone strutting and double joists under all partitions. Garage ceiling to have 150 mm fibreglass insulation and two layers of 9 mm masterboard laid as cross bonded as fire break.

Ground floor:- Floor finish on 65 mm screed 1000 g polythene dpm 100 mm concrete on 150 mm hardcore level to match.

Walls:- 100 mm external brickwork to match existing 50 mm cavity all cavities closed and insulated with Rockwool Batts. Vertical dpc to all openings. Internal 100 mm Celcon blocks wall lines at 1 m Horizontal 0.5 m vertical. 16 mm plaster internal walls. Hd dpc over lintels to outside.

Partitions:- 100 mm x 50 mm timber studding at 400 mm centres with 100 mm fibreglass insulation between studding and faced with 9 mm plasterboard.

Windows:- All new windows double glazed and fitted with trickle vent in head to provide equivalent to 4000 mm² openings per room.

Lintels:- IG Lintels LH type L1/S galvanised size insulated. Garage lintel type Catnic CN6XC. All lintels minimum 150 mm x 1 bearing

Ventilation:- Bathroom and shower room to have extract fans fitted. Downstairs toilet existing extract taken to outside. Hall area to be vented by new vent in porch minimum 200 x 100 mm for gas fired boiler.

rainwater:- 112 mm gutters x 75 mm downpipes discharging into existing drain gullies.

Foul Drainage:- Bathroom and Showers to discharge via deep seal traps and wastes to new 100 mm pvc SVP terminating 900 mm min. above higher opening window. New foul drains to be in 100 mm pvc underground drain pipe bedded on pea shingle set at 1 to min concrete lintels provided where pipes pass under walls. 100 mm WC wastes, 40 mm bath and shower, 32 mm basins

Flat Roofs:- 18 mm tyg chipboard with 3 layer of felt finished with layer of 1 metre chippings. Roof to have a fall of 1:50

SUPERSEDED

PROPOSED EXTENSION AND ALTERATIONS 8 LANCASTER GARDENS EARLEY.	SCALES 1:50, 1:100 DATE MAY 2000	APPLICATION BY MRS A. ALDERMAN

31.MAY2000* 1697

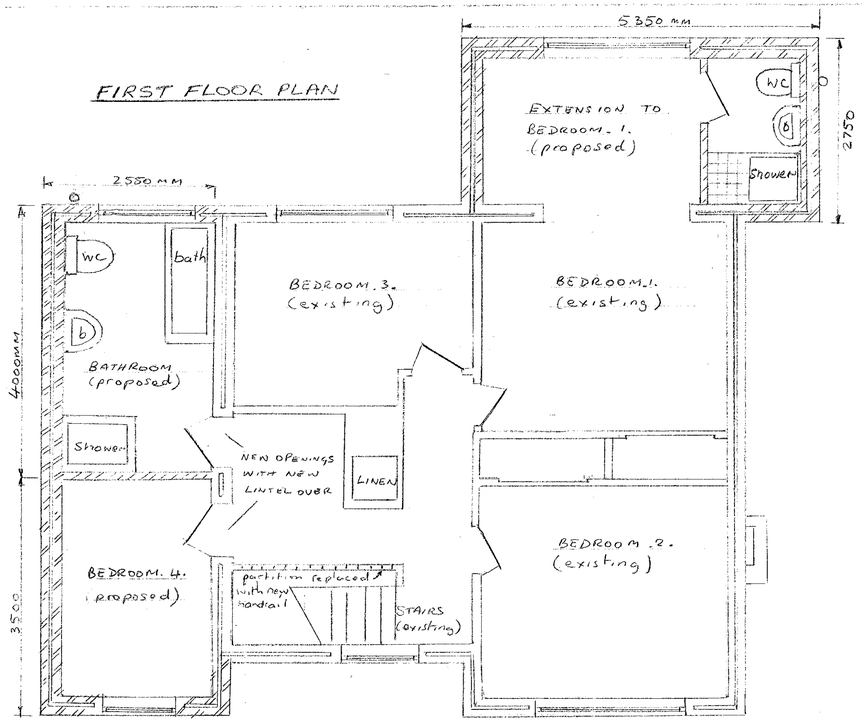

FIRST FLOOR PLAN



FRONT ELEVATION

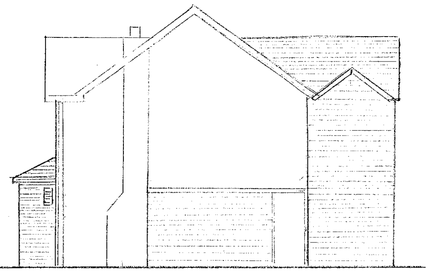

NORTH SIDE ELEVATION

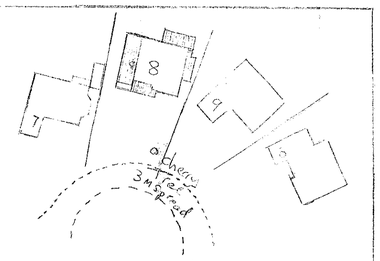

BLOCK PLAN 1:500



REAR ELEVATION

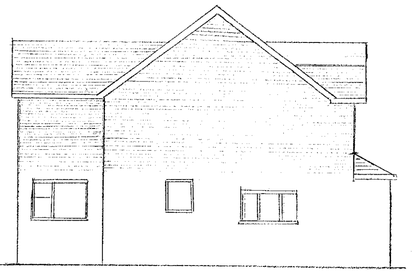

SOUTH SIDE ELEVATION

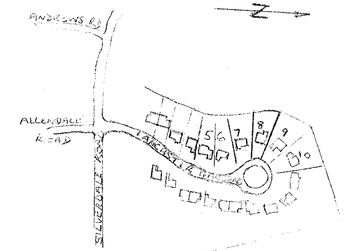

LOCATION PLAN 1:2500

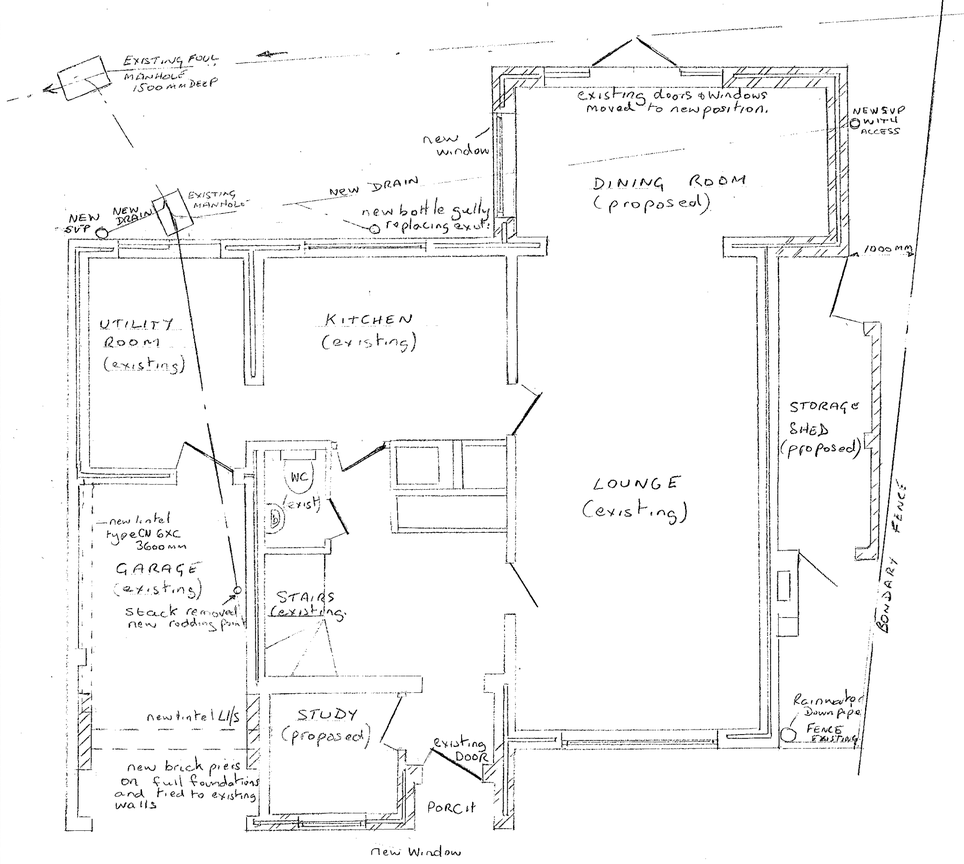

GROUND FLOOR PLAN

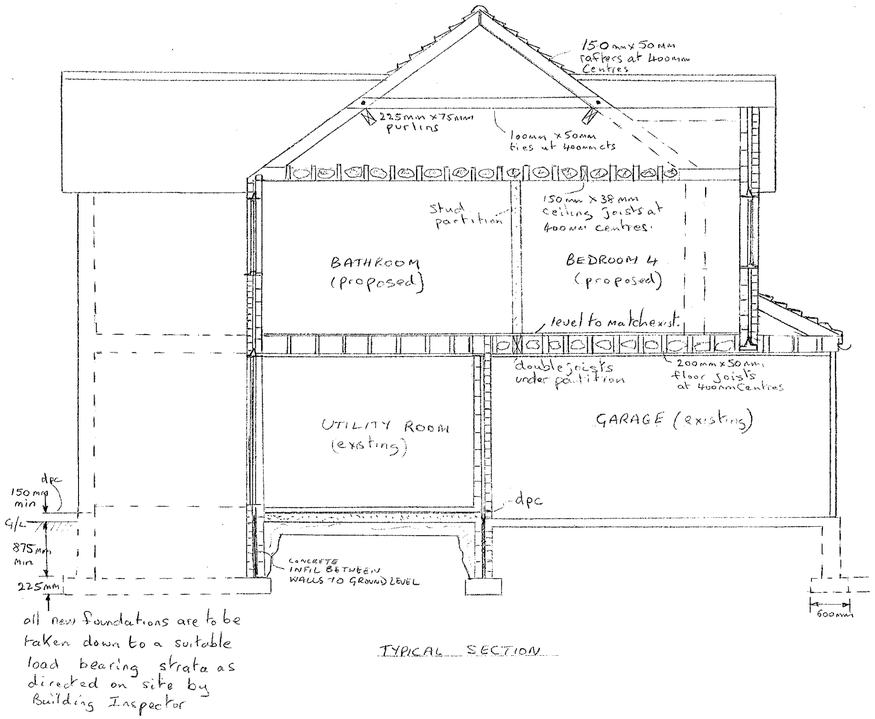

all new foundations are to be taken down to a suitable load bearing strata as directed on site by Building Inspector

TYPICAL SECTION

Notes:-

roof:- Tiling to match existing on felt and battens on 150mm x 50mm rafters pitched to match existing at set at 400mm centres with 150mm x 38mm ceiling joists at 400mm centres with 150mm fibreglass insulation between joists. Ceiling of 9mm foilbacked plasterboard. Roof space to have permanent cross ventilation and this is achieved by ventilators at eaves level to create equivalent of 10mm continuous gap. mild steel anchors minimum 50mm x 5mm c/a to be provided at 2000mm centres to anchor all wall plates wall plates 100mm x 50mm

first floor:- 18mm tongue groove chipboard flooring on 200mm x 50mm joists with row of herringbone strutting and double joists under all partitions. Garage ceiling to have 150mm fibreglass insulation and two layers of 9mm masterboard laid as cross bonded as fire break.

Ground floor:- Floor finish on 65mm screed 1000g polythene dpm 100mm concrete on 150mm min hardcore level to match.

Walls:- 100mm external brickwork to match existing 50mm cavity all cavities closed and insulated with Rockwool Batts. Vertical dpc to all openings. Internal 100mm Celcon blocks wall tie at 1m Horizontal 0.5m vertical. 16mm plaster internal walls. Min. dpc over lintels to outside.

Partitions:- 100mm x 50mm timber studding at 400mm centres with 100mm fibreglass insulation between studding and faced with 9mm plasterboard.

Windows:- All new windows double glazed and fitted with trickle vent in head to provide equivalent to 4000mm² openings per room.

Lintels:- IG Lintels Ltd type L1/S galvanised steel insulated. Garage lintel type Catnic CN6XC. All lintels minimum 150mm end bearing.

Ventilation:- Bathroom and shower room to have extract fans fitted. Downstairs toilet existing extract taken to outside. Hall area to be vented by new vent in porch minimum 200 x 100mm for Gas fired boiler.

rainwater:- 112mm gutters x 75mm downpipes discharging into existing drain gullies.

Foul Drainage:- Bathroom and Showers to discharge via deep seal traps and wastes to new 100mm pvc SVP terminating 900mm min. above highest opening window. New foul drains to be in 100mm pvc underground drain pipe bedded on pea shingle set at 1.40min concrete lintels provided where pipes pass under walls. 100mm WC wastes, 40mm bath and shower, 32mm basins

Flat Roofs:- 18mm tyg chipboard with 3 layer of felt finished with layer of limestone chippings. Roof to have a fall of 1:50

APPROVED

1697

REVISED PLAN

PROPOSED EXTENSION AND ALTERATIONS 8 LANCASTER GARDENS EARLEY.	SCALES 1:50, 1:100 DATE MAY 2000	APPLICATION BY MRS A. ALDERMAN

10/10/00.