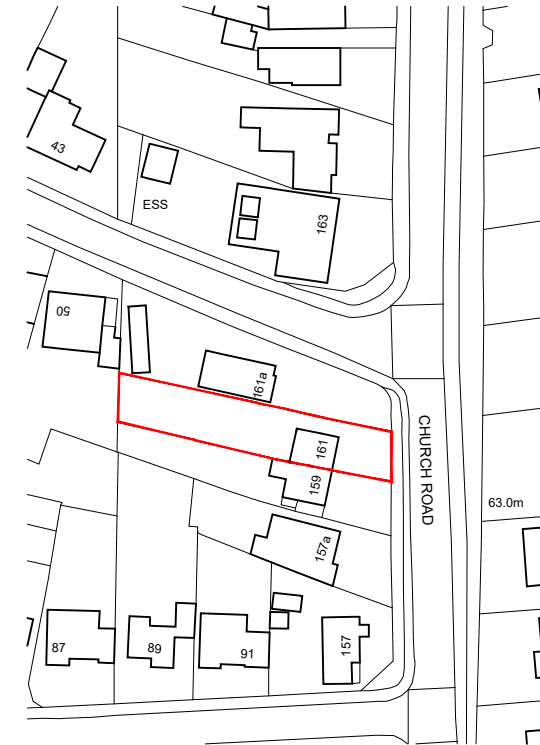


**BLOCK PLAN**  
SCALE 1 : 500

**NOTES**

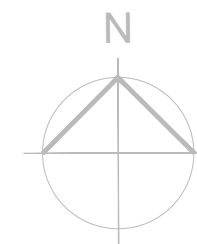

© SK Design consultants - THIS DRAWING AND DESIGN REMAINS THE COPYRIGHT AND INTELLECTUAL PROPERTY OF SK CONSULTANTS AND SHALL NOT BE COPIED IN ANY FORMAT WITHOUT APPROVAL.

THIS DRAWING IS TO BE READ IN CONJUNCTION WITH ALL OTHER DRAWINGS AND DOCUMENTS PROVIDED. THE CONTRACTOR MUST CHECK ALL DIMENSIONS ON SITE BEFORE PLACING ORDERS FOR MATERIALS OR SHOP FABRICATIONS OR COMMENCING WORKS ON SITE. ANY DISCREPANCIES SHOULD BE NOTIFIED BEFORE PROCEEDING.



Ordnance Survey, (c) Crown Copyright 2023. All rights reserved. Licence number 100022432

**LOCATION PLAN**  
SCALE 1 : 1250



Client:  
**Ms Anushwiya Gurung**

Project:  
**REAR AND SIDE EXTENSIONS  
& A PORCH CONVERSION.**

Location:  
**161, CHURCH ROAD, EARLEY READING RG6 1HQ**

Drawing Title:  
**LOCATION & BLOCK PLAN**

Date:  
**OCT 2025**

Sheet Size:  
**A3**

Drawn:  
**SK**

Drawing No:

**P1468-01**

Revision:

**SK Design Consultants**  
22 Netley close  
Caversham  
Reading RG4 6SR  
Tel : 07821111602