

Tree Protection Areas - Construction Exclusion Zones

INSTALLING PROTECTON Protective barriers and ground protection (as approved), must be installed before any materials or machinery are brought onto the site and before the commencement of any demolition, general site clearance, ground or construction works of any description.

RETENTION OF PROTECTON All protective measures must remain fully intact, vertical (in the case of barriers), in their approved locations, from the outset of the development and maintained, at all times, until all works have been completed on site, including any earthworks and associated soft landscaping works. Any approved phasing of protective measures must be fully observed and complied with.

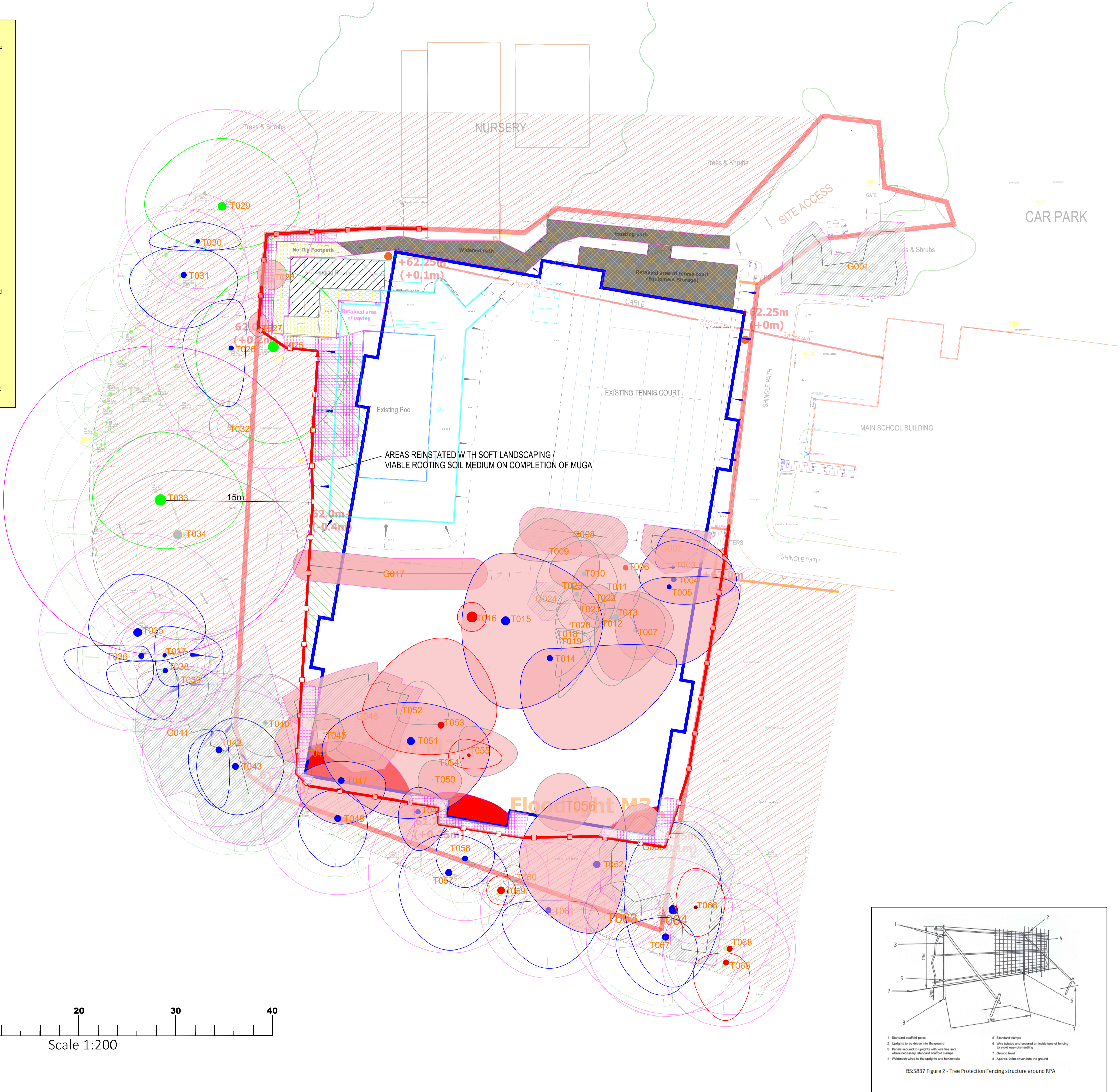
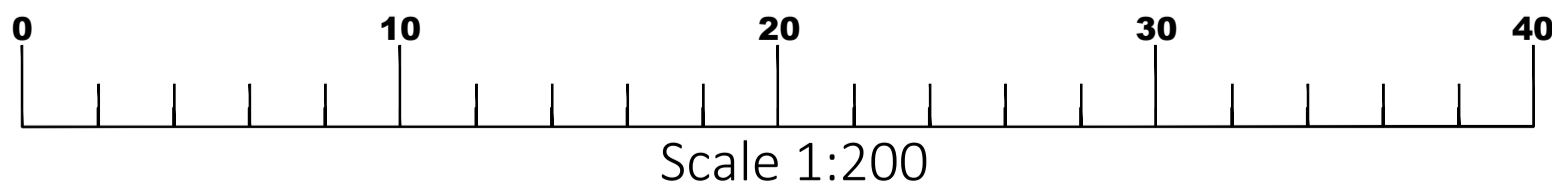
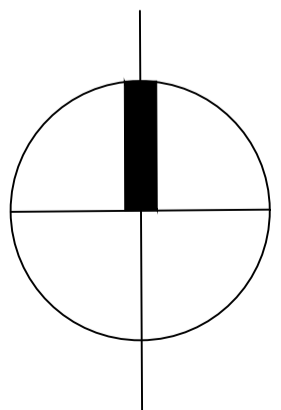
RESTRICTIONS Tree Protection Areas/Construction Exclusion Zones are to remain completely undisturbed for the duration of all development works. No construction activity of any description including but not limited to the following must occur within these areas at any time.

- No excavation of any description.
- No storage, disposal of soil, rubble or materials of any other description.
- No alterations to existing levels or ground conditions.
- No vehicular access, parking or use of any tracked or wheeled machinery of any description.
- No tree works, without the written consent of the Council's Tree Service.
- No erection of temporary structures of any description.
- No fires.
- No storage disposal handling or use of any Chemicals including cement washings.
- No fixtures or fittings of any description, security lighting, signage etc shall be attached to any part of a tree.
- No fires shall be light within 10 metres of the canopies of any tree or spread of any hedge.
- No chemicals, fuel, liquids/waste residues of any other description to be stored or disposed of within close proximity to or drained towards/into protection areas.

PROTECTION AREA SIGNAGE All weather notices as below or similar to be fixed to protective barriers at regular intervals (maximum spacing 5m) throughout site and maintained until completion of all development works.



PLANNING COMPLIANCE - The protective measures detailed on this drawing are a legal requirement. Failure to protect the trees/hedges in full accordance with the approved scheme may lead to enforcement action being taken by the Local Authority.



KEY - TREES

- HIGH-GRADE CATEGORY 'A' TREE
- MEDIUM-GRADE CATEGORY 'B' TREE
- LOW-GRADE CATEGORY 'C' TREE
- LOW-GRADE CATEGORY 'C' TREE GROUP
- CATEGORY 'U' POOR QUALITY TREE - HAZARDOUS
- TREE TO BE REMOVED TO FACILITATE THE BUILDING WORKS
- ROOT PROTECTION AREA (RPA)
- TEMPORARY TREE PROTECTION FENCING
- CONSTRUCTION EXCLUSION ZONE - KEEP OUT!
- TEMPORARY GROUND PROTECTION TO BE REINSTATED WITH SOFT -LANDSCAPING POST CONSTRUCTION
- EXISTING CHANGING ROOMS RETAINED
- NO-DIG POROUS PEDESTRIAN ACCESS PATH
- PRECAUTIONARY HAND-DIG ZONE

BS:5837 TREE PROTECTION PLAN

CLIENT:
MICHELLE RIDDY

SITE:
HOLME GRANGE SCHOOL
HEATHLANDS ROAD
WOKINGHAM
BERKSHIRE
RG40 3AL

The location of the trees within the Tree Protection Plan has been taken from a topographical survey provided by the client. The position of trees should not be taken as exact but the plan is considered to be a good representation of tree locations in relation to the school site and proposed building works.

Survey by Sarah Duckworth
Arbicultural Consultant
sarahcduckworth@hotmail.com
M:07810440546

Scale 1:200 @ A1
Date: MARCH 2025

Ref: HOLME GRANGE SCHOOL TPP 06663 2025 0.2

