NINE MILE RIDE

public footpath

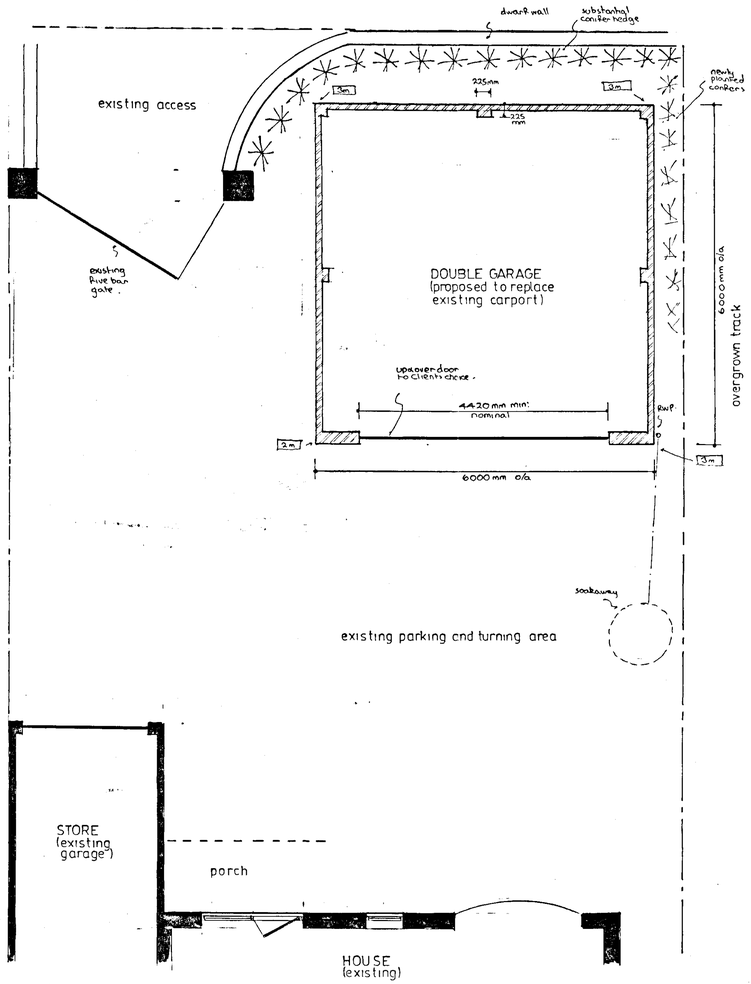

floor and site plan

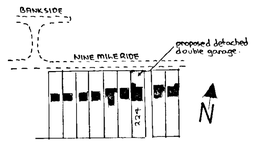

location plan
1: 2500

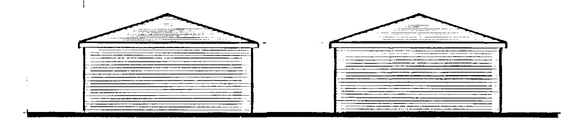

north elevation west elevation

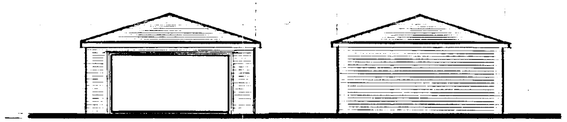

south elevation east elevation

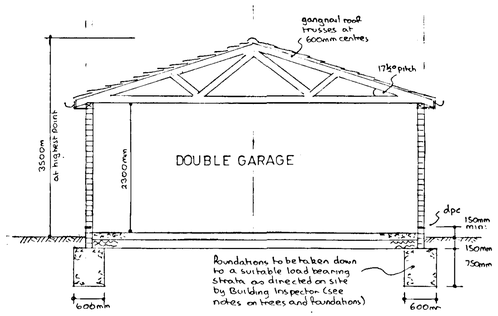

typical section

notes:-

Roof :- Tiling to match existing on felt and battens on gangnail roof trusses pitched at 17½° and set at 600mm centres. Full details of selected roof trusses to be made available to the Building Inspector before work commences on site. Trusses to be installed in strict accordance with selected manufacturers instructions including full wind bracing.

lateral restraint :- Where ceiling joists run parallel to an external wall, lateral restraint must be achieved by metal straps at 1200mm centres spanning three joists. In addition mild steel anchors min: 30mm x 5mm cross sectional area are to be provided at 2000mm centres to anchor down all wall plates.

Floor :- 100 mm concrete slab on 150mm selected hardcore.

Walls :- 112mm skin of facing brick to match existing with piers as shown.

D.p.c or Floatings :- D.p.c to be lead cored felt and floatings in coke & lead.

Lintel :- I.G. Lintels galvanised steel over garage door.

Trees and Foundations :- Assuming high shrinkage ground conditions and because of proximity of trees, allowance to be made for additional foundation depths as shown in ▭ on Plan. Final decision on foundation depths to be taken on site in conjunction with Building Inspector subject to actual ground conditions.

Rainwater :- 112mm gutters and 62mm downpipe discharging via back inlet gulley and 100mm upvc underground drain pipe to new soakaway 1000mm diameter x 2000mm deep, situated a min: of 4500mm from house.

Electrics :- To Clients individual requirements but must be installed in strict accordance with current I.E.E regulations.

03 MAR 2002 6973

REFUSED

PROPOSED DOUBLE GARAGE at 224 NINE MILE RIDE, FINCHAMPSTEAD, BERKSHIRE for MR & MRS.E.H.PITSCH.

Revisions:-

Drawing Nº AH/G/269
Scales 1:50 & 100
Date JAN 2002

ANDESIGN BUILDING PLANS