Amended Plan



SIDE ELEVATION

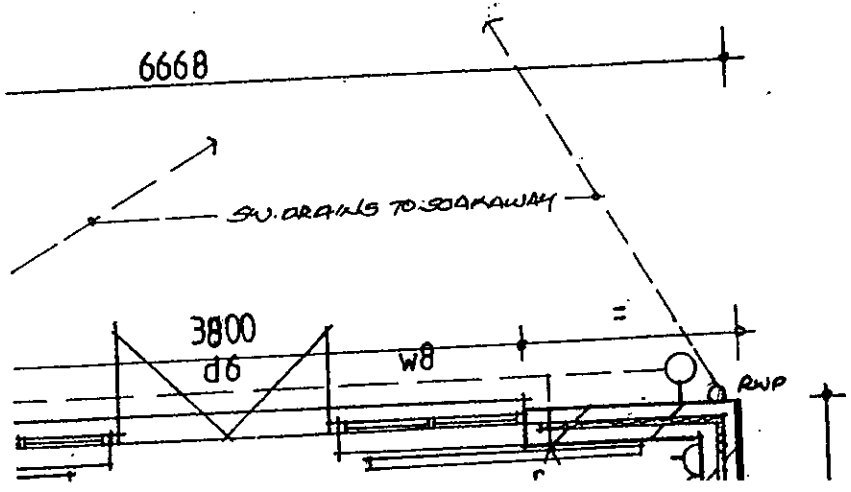

WINDOW & DOOR SCHEDULE

ALL WINDOWS TO BE DOUBLE GLAZED WITH 20 MM GAP & UPVC FRAMES - WINDOWS TO BE FITTED WITH HEADLINE VENTILATORS GIVING 8000 SQ MM. VENT AREA IN HABITABLE ROOMS & 4000 SQ MM. IN OTHER ROOMS GLASS TO HAVE A LOW 'E' COATING - WINDOWS TO HAVE A 'U' VALUE OF 2.0.

W1 1770 WIDE x 1350 DEEP - EXISTING LINTOL
W2 1200 x 1050 DEEP - CN71 LINTOL
W3 1200 x 1050 DEEP - DITTO.
W4 1770 WIDE x 1200 DEEP - CN71 LINTOL
W5 1200 x 750 DEEP - OBSCURE GLASS - CN71 LINTOL
W6 680 WIDE x 750 DEEP - LINTOL CN7
W7/W8 EACH 1200 WIDE x 1800 DEEP - LINKED TO LOG IN OPENING 3800 WIDE - BEAM OVER SEE DETAIL. TO BE GLAZED IN SAFETY GLASS
W9 2539 LONG x 750 DEEP - CN8 LINTOL
W10 2339 LONG x 750 DEEP IN EXISTING OPENING.
W11 1770 LONG x 1200 DEEP - CN71 LINTOL - EXISTING OPENING ADAPTED.
W12 1200 LONG x 1200 DEEP - DITTO.
W13 1770 LONG x 1200 DEEP - DITTO
- EXISTING OPENING - CHECK ON SITE.

REAR ELEVATION

d1 FRONT ENTRANCE DOOR IN 2100 HIGH WITH SIDELIGHT 2000 WIDE x 2100 HIGH ALL D/GLAZED IN SAFETY WITH MORTICE LOCK - LOCK
d2 UPVC OVER GARAGE DOOR OPENING 2271 WIDE x
d3 PERSONAL DOOR FROM G 900 WIDE x 2100 HIGH - D/GLAZED IN SAFETY GLASS

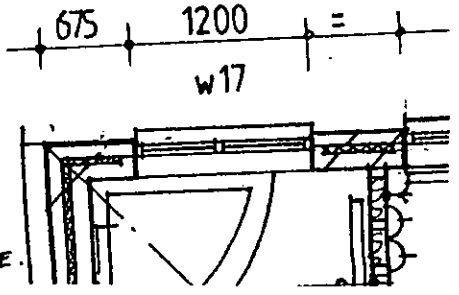

Amended Plan

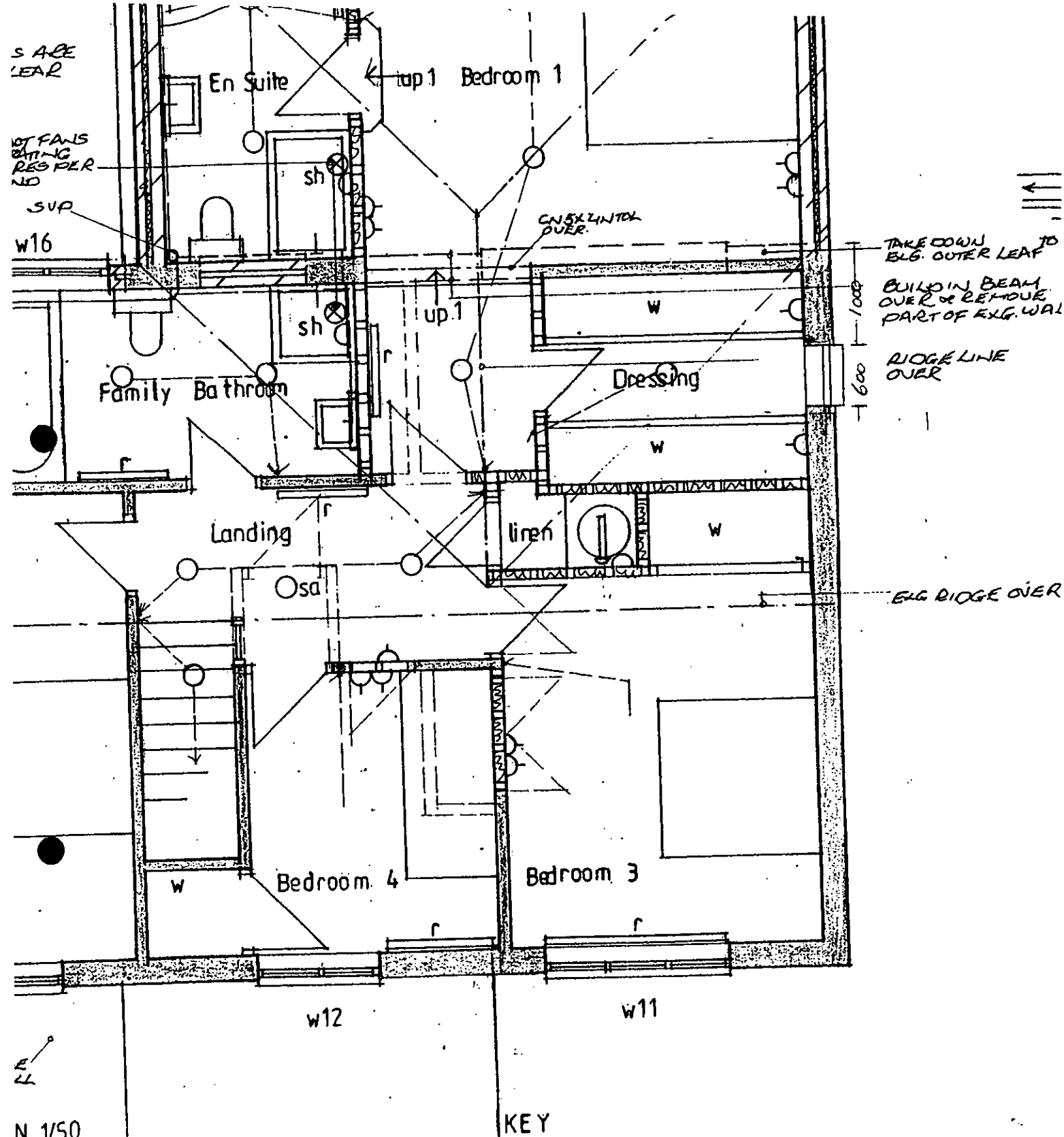

N 1/50

ICAL SYSTEM IS TO
CORDACE WITH THE IEE
EAST 4 OF THE LIGHTING
ALL BE SUITABLE FOR
DENCY GREATER THAN
RCUIT WATT.
IS TO BE 100 DIA UPVC PIPES
DED IN PEA SHINGLE &
1 IN 40.
BE OF UPVC 450 OR
DDED & SURROUNDED
NCRETE & FITTED WITH

KEY

r	RADIATOR		WALL SOCKET OUTLET
○	CEILING LIGHT	D	SPURPOINT
—○	WALL LIGHT EXTERNAL LIGHT		TV. AERIAL POINT.
⊗	EXTRACT FAN		LIGHT SWITCH
sa ○	SMOKE ALARM WIRED TO CONSUMER		2 WAY SWITCH



This map is based upon Ordnance Survey material with the permission of Ordnance Survey on behalf of the Controller of HMSO. © Crown Copyright.
Unauthorised reproduction infringes Crown Copyright and may lead to prosecution or civil proceedings.Wokingham District Council Licence LA086134

Central Support,Wokingham District Council.
20 November 2002

Scale: 1 : 1250

19.NOV.2002 8054

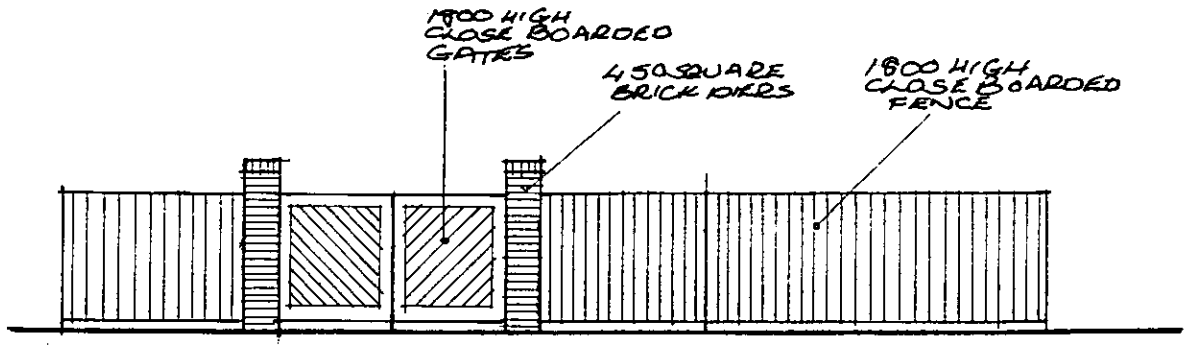

ELEVATION TO LOWER WOKINGHAM ROAD SCALE 1/100

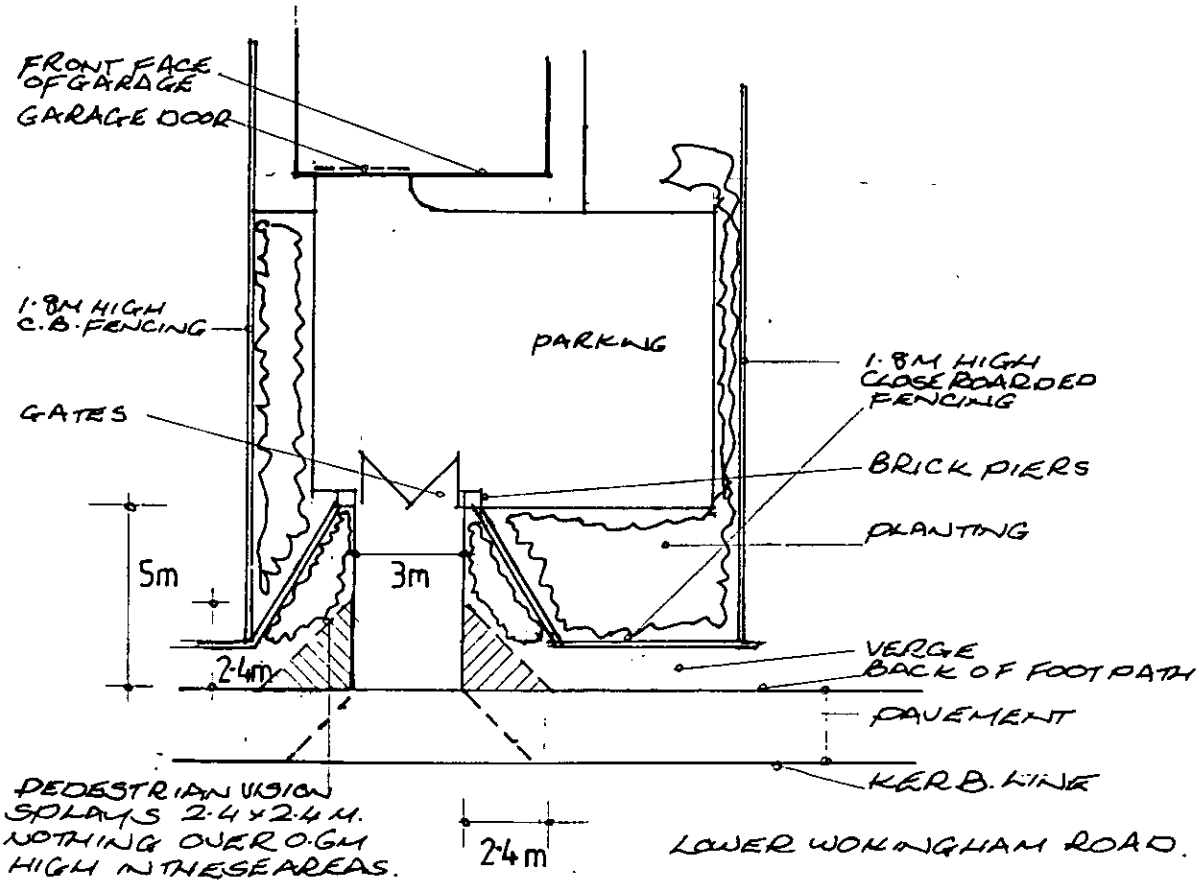

SITE PLAN SCALE 1/200.

REVISED LAYOUT OF GATES & BOUNDARY FENCING AT SHEFFORD HOUSE (FORMERLY TRACKSEE) LOWER WOKINGHAM ROAD CROWTHORNE.

DATE 15·10·02
APPLICATION NO F/2002/7705
MICHAEL HOLLAND RIBA.
MGH DESIGN SERVICES LTD.
TEL 01252 721385 MS/05

19.NOV.2002 8034

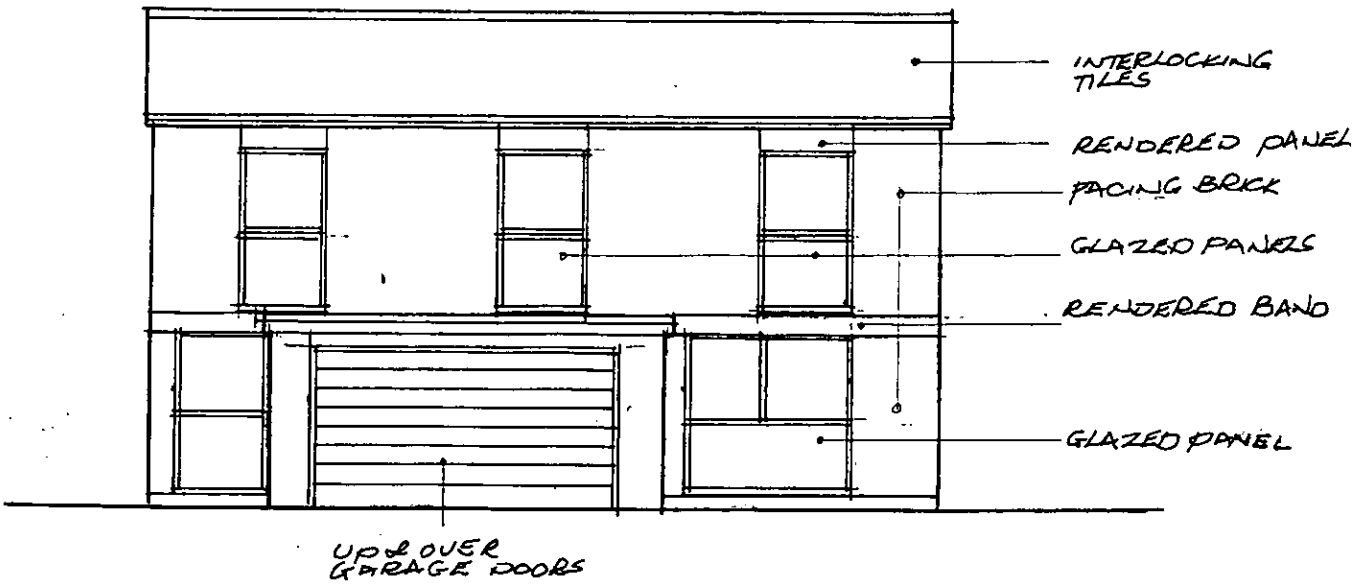

FRONT ELEVATION

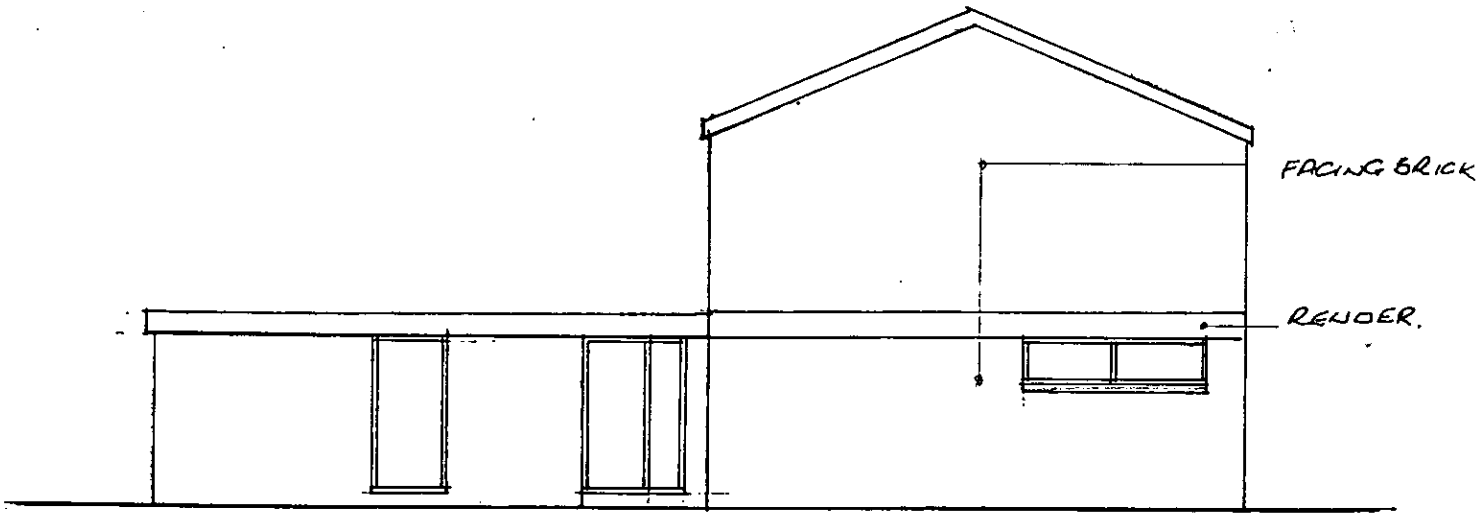

SIDE ELEVATION

EXISTING ELEVATIONS SHEFFORD HOUSE
LOWER WOKINGHAM ROAD CROWTHORNE.
SCALE 1/100
DATE 27-09-02
MICHAEL HOLLAND RIBA.

DRAWING NO MS/04

[illegible] DESIGN SERVICES LTD
[illegible] WHITMORE GREEN
[illegible] NEWBURY BERKSHIRE
RG19 4AF TEL. 01635 721385

19.NOV.2002 8034

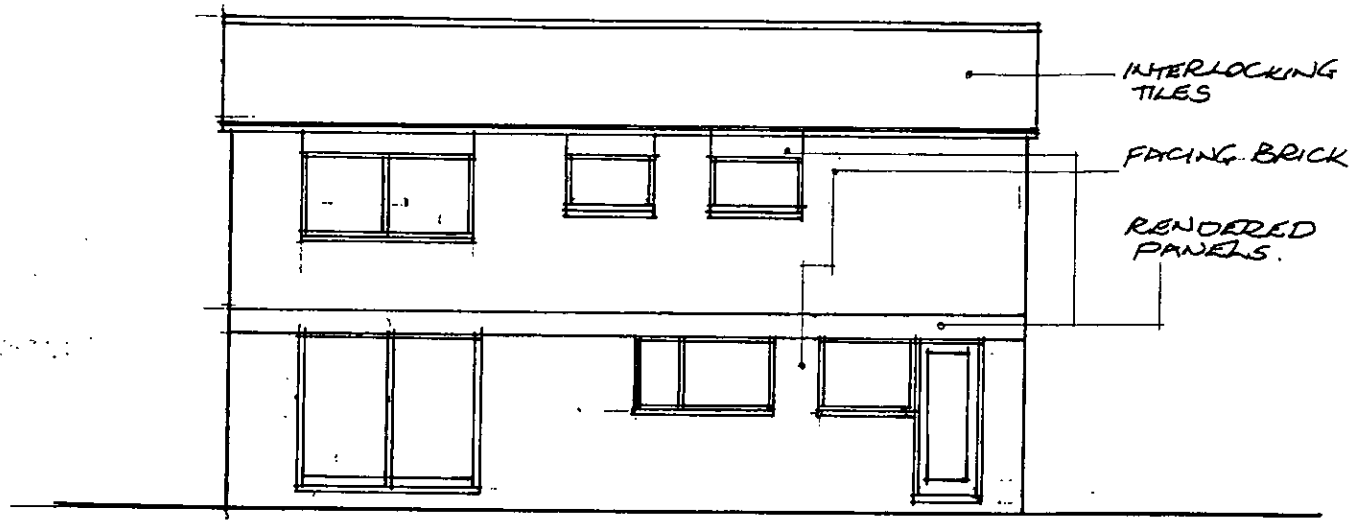

REAR ELEVATION

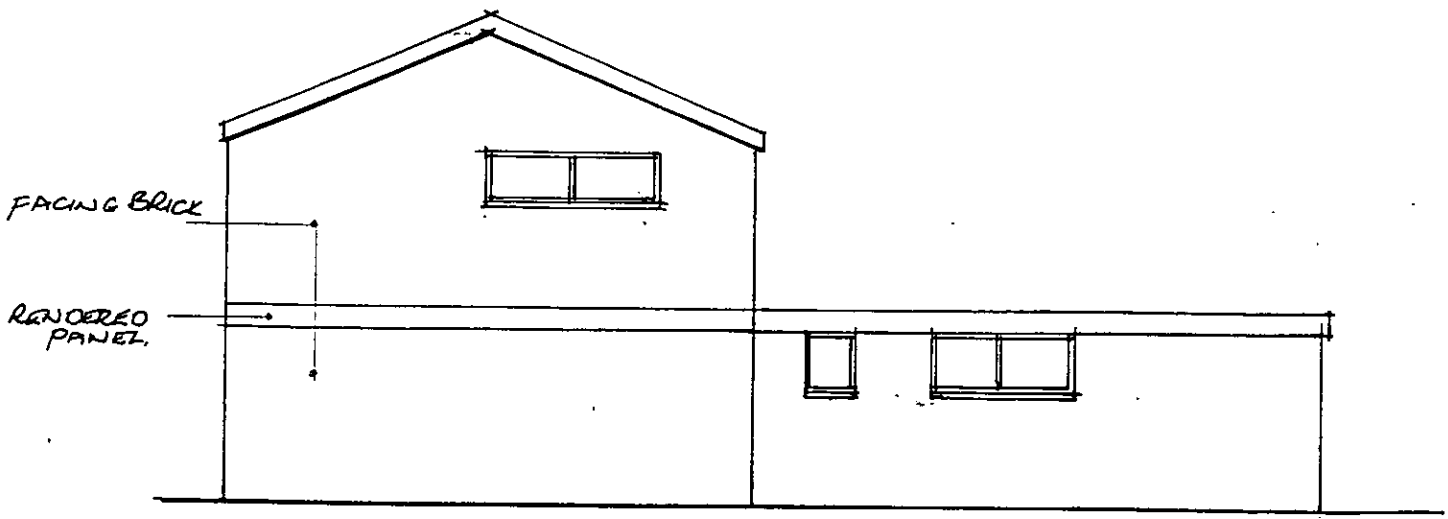

SIDE ELEVATION

EXISTING ELEVATIONS
SHEFFORD HOUSE LOWER
WOKINGHAM ROAD CROWTHORNE
SCALE 1/100
DATE : 27-09-02
MICHAEL HOLLAND R.I.B.A.

DRAWING NO MS/03

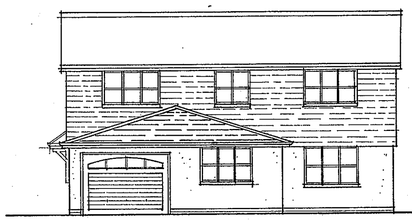

FRONT ELEVATION scale 1/100

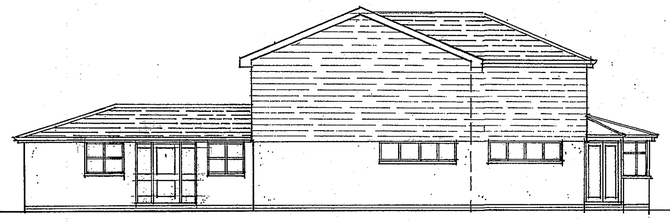

SIDE ELEVATION



REAR ELEVATION

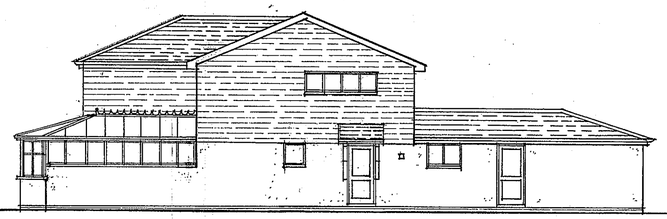

SIDE ELEVATION

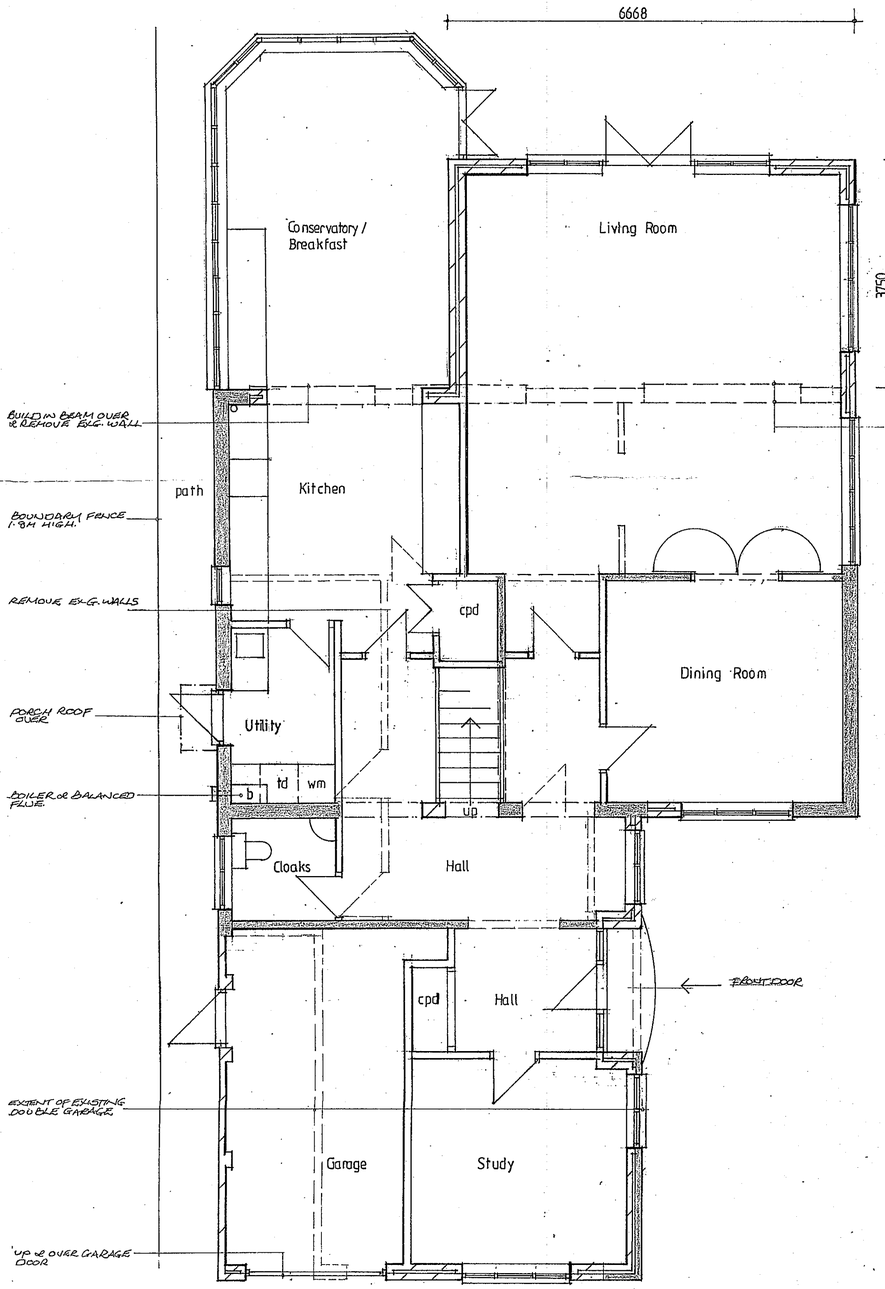

GROUND FLOOR PLAN scale 1/50
EXISTING WALLS SHOWN SHADED

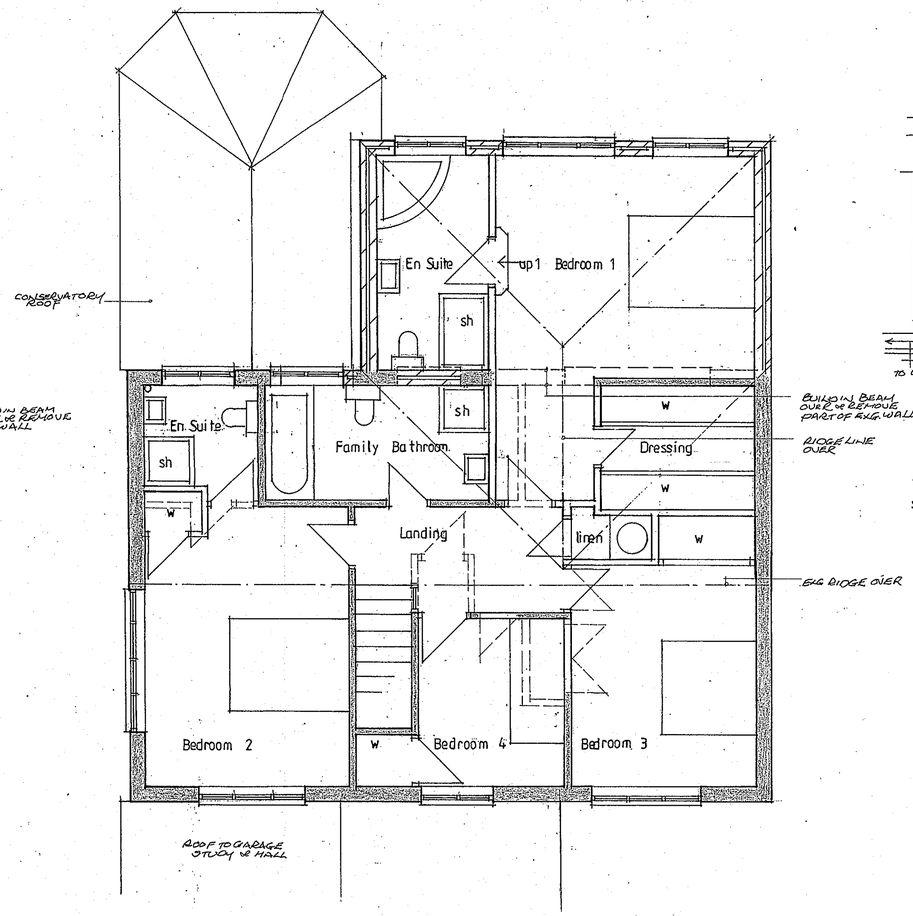

FIRST FLOOR PLAN 1/50

FACING MATERIALS

INTERLOCKING ROOF TILES TO MATCH THE EXISTING. THE EXISTING ROOF IS TO BE EXTENDED TO PROVIDE AN EAVES OVERHANG. WINDOWS TO BE WHITE FINISHED UPVC DOUBLE GLAZED. EXISTING WINDOWS TO BE REPLACED TO MATCH.
FIRST FLOOR TILE HANGING TO MATCH ROOF TILES OF ADJOINING COTTAGE - TILE HANGING ALSO TO BE APPLIED TO EXISTING ELEVATIONS ON FIRST FLOOR. GROUND FLOOR CEMENT RENDER PAINTED A LIGHT OATMEAL COLOUR IS ALSO TO BE APPLIED TO THE GROUND FLOOR OF EXISTING ELEVATIONS.

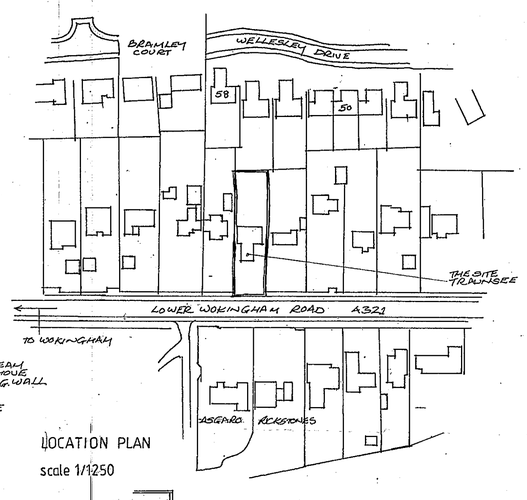

LOCATION PLAN
scale 1/1250

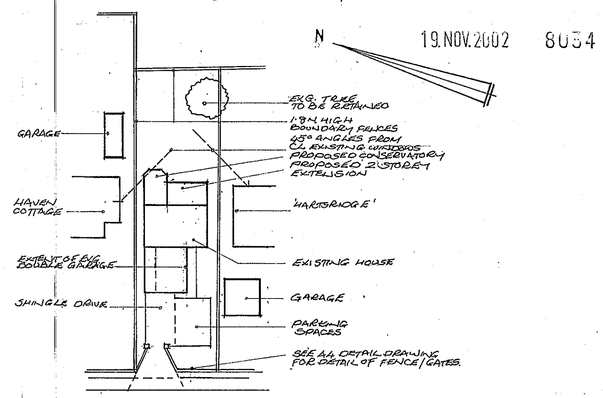

Lower Wokingham Road

SITE PLAN scale 1/500

APPROVED

PROPOSED EXTENSIONS, CONSERVATORY & ALTERATIONS AT 'SHEFFORD HOUSE', FORMERLY 'TRAUNSEE', LOWER WOKINGHAM ROAD, CROWTHORNE, FOR MR. & MRS. M. SMITH.

MGH
DESIGN SERVICES LIMITED
28 Whitmore Green, Heath End, Farnham, Surrey GU9 9AF
Tel or Fax: Farnham (01252) 721385

DRAWING NO. MS/02
SCALE. AS SHOWN
DATE. 18.11.02.
MICHAEL HOLLAND RIBA.

4/2/03.