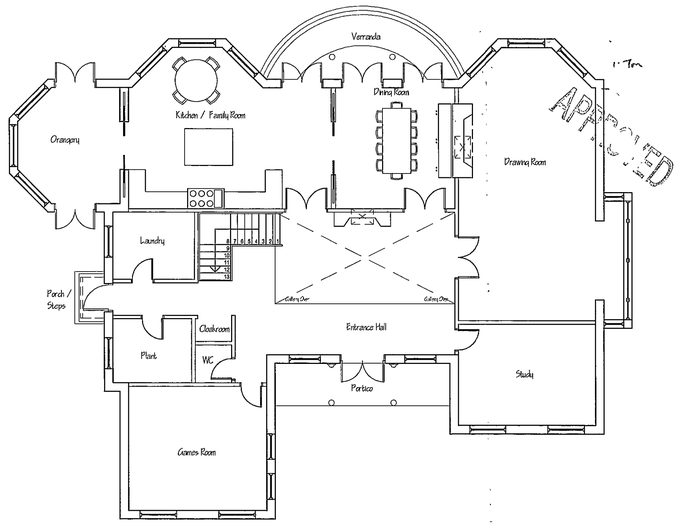

PROPOSED GROUND FLOOR LAYOUT (scale 1:100)

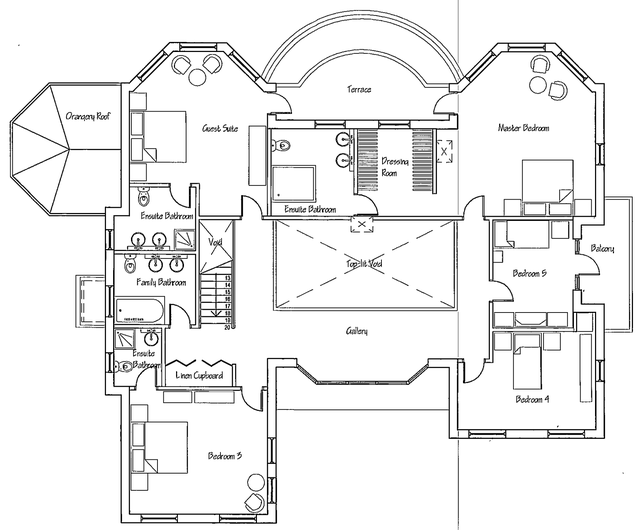

PROPOSED FIRST FLOOR LAYOUT (scale 1:100)

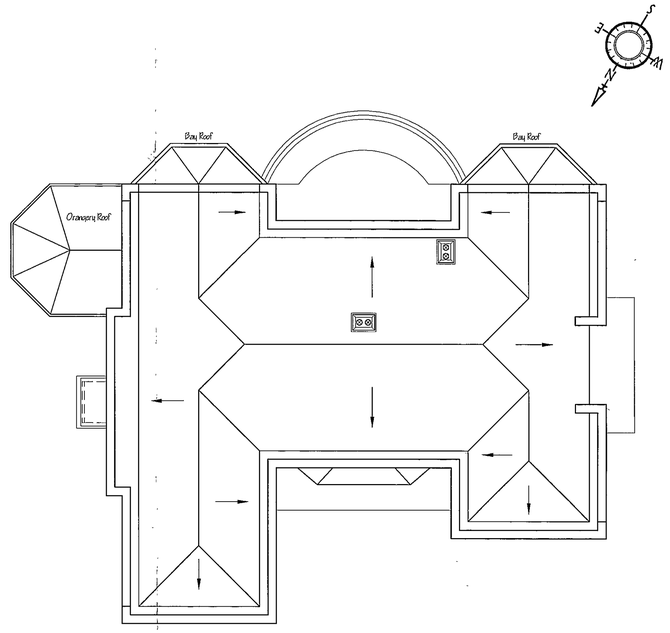

PROPOSED ROOF PLAN (scale 1:100)



PROPOSED NORTH-EAST "SIDE" ELEVATION (scale 1:100)



PROPOSED NORTH-WEST "FRONT" ELEVATION (scale 1:100)

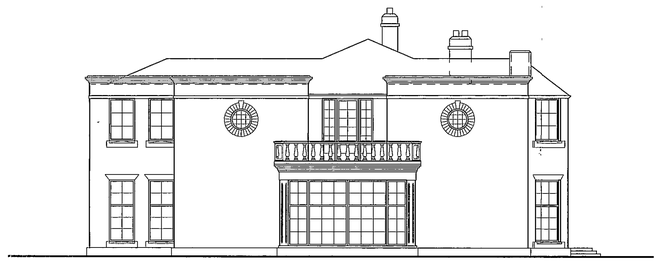

PROPOSED SOUTH-WEST "SIDE" ELEVATION (scale 1:100)



PROPOSED SOUTH-EAST "REAR" ELEVATION (scale 1:100)

13.NOV.2002 7756

Notes

Materials:
Roof - Natural Slate
Walls - Red-multi Brick complete with Brick Arches
Features - Pale Grey Stone or Pre-cast Concrete cornices, balustrading, string courses etc.
Windows and Casement Doors - White Finish Sash and Casement Windows
Plinth - Red Brick

APPROVED

REV	DATE	NOTES	BY
-	08.11.02	Issued for Planning	LR

PLANNING DRAWING

AED

THE AED PRACTICE

2 The Courtyard, Denmark Street,
Wokingham, Berks, RG40 2AZ.
T: 0870 777 0292 F: 0870 777 0293
E: mail@aed-practice.co.uk W: www.aedpractice.co.uk

Copyright © The AED Practice Limited (2002)

MR AND MRS A. GENT
HOUSE DEVELOPMENT, HIGHGROUND
FINCHAMPSTEAD, WOKINGHAM, BERKS
PROPOSED PLANS & ELEVATIONS
Scale: 1:100 Date: November 2002
Dwg No: **GA221 / 04** Rev: -

FILE: GA221 - Plans and Elevations
XREFS: -

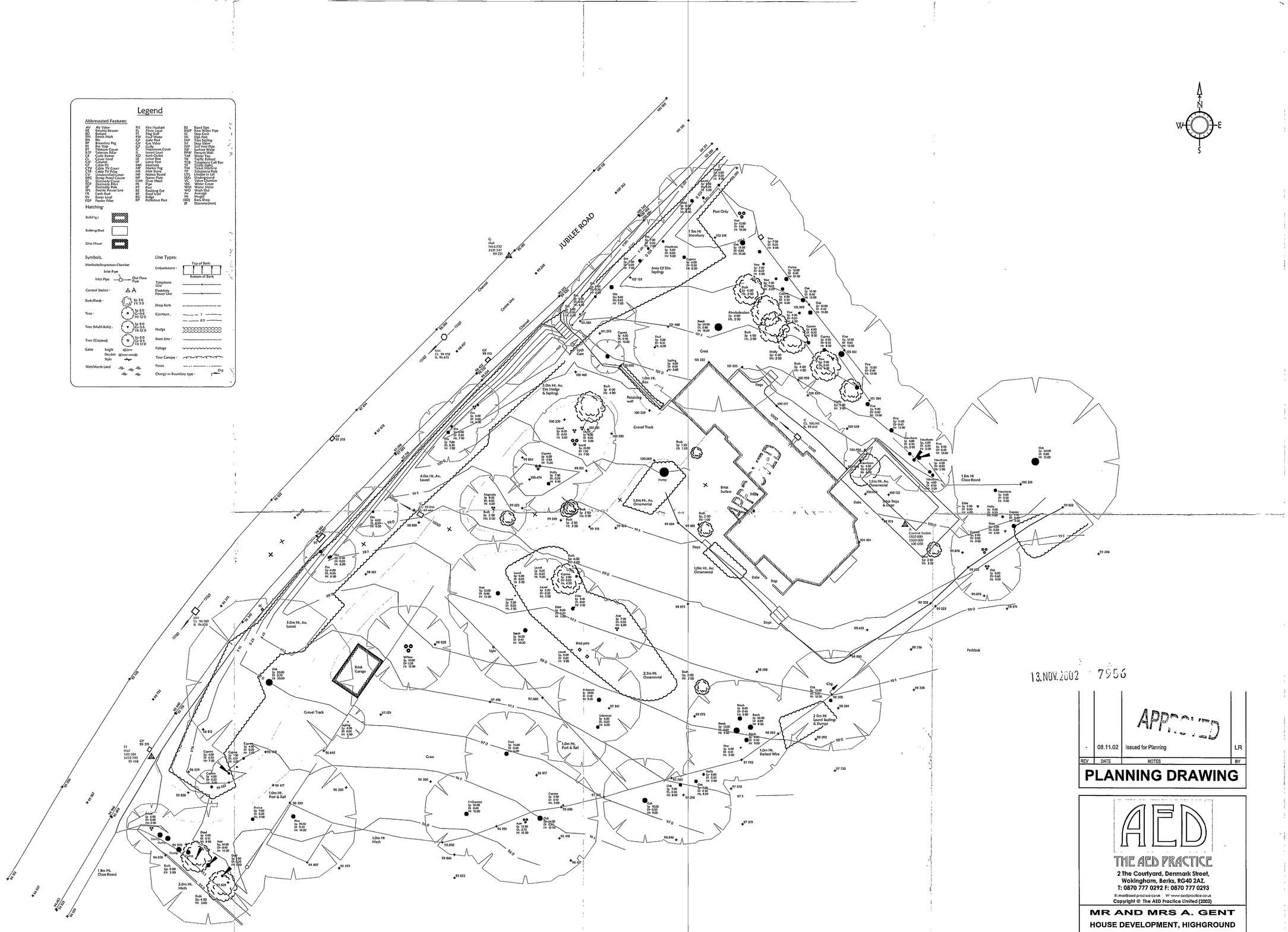

13.NOV.2002 7956

APPROVED

REV	DATE	NOTES	BY
-	08.11.02	Issued for Planning	LR

PLANNING DRAWING

AED
THE AED PRACTICE
2 The Courtyard, Denmark Street,
Wokingham, Berks, RG40 2AZ.
T: 0870 777 0292 F: 0870 777 0293
E: mail@aed practice.co.uk W: www.aedpractice.co.uk

Copyright © The AED Practice Limited (2002)

MR AND MRS A. GENT
HOUSE DEVELOPMENT, HIGHGROUND
FINCHAMPSTEAD, WOKINGHAM, BERKS
EXISTING SITE PLAN

Scale: 1:200 Date: November 2002

Dwg No: **GA221 / 02** Rev:

FILE: GA221 - Site Plan
XREFS: -

Legend

Abbreviated Features

AV	Air Valve	FH	Fire Hydrant	RS	Road Sign
BB	Bribbha Bosson	FL	Floor Level	RWP	Rain Water Pipe
BD	Bollard	FP	Flag Post	SC	Stop Cock
BM	Bench Mark	GA	Gas Marker	SL	Sign
BN	Bin	GP	Gate Post	SP	Tree Staking
BP	Boundary Peg	GV	Gas Valve	SV	Stop Valve
BS	Bus Stop	GY	Gully	VP	Soil Vent Pipe
BT	Telecom Cover	IL	Inspection Cover	SW	Surface Water
CB	Conifer Bonsai	KO	Kerb Opening	TC	Traffic Control
CR	Circle Barrier	KO	Kerb Quoin	TAP	Water Tap
CL	Cover Level	LB	Letter Box	TR	Traffic Bollard
CP	Control Pit	LP	Lamp Post	TCB	Telephone Call Box
CR	Cotton Rig	MH	Manhole	TM	Ticket Machine
CTV	Cable TV Cover	MP	Marker Peg	TM	Ticket Machine
CTP	Cable TV Pillar	MS	Mile Stone	TP	Telephone Pole
CV	Unidentified Cover	NB	Notice Board	UTL	Unable to Lift
DC	Direction of Contour	OC	Open Cover	VC	Vent Column
EC	Electricity Cover	OM	Over Head	VC	Valve Chamber
EP	Electricity Pillar	PE	Pipe	WC	Water Cover
ES	Electricity Point	PI	Pole	WM	Water Meter
EW	Electric Power Line	RE	Reading Eye	WO	Work Out
ER	Earth Rod	RP	Road	XAC	Average
FV	Fovet Level	RC	Rodor	Ht	Height
FDP	Feeder Pillar	RP	Reflective Post	DROP	Bank Drop
				Ø	Diameter(dimn)

Hatching.

Building

Building/shed

Glass House

Symbols.

Manhole/Inspection Chamber .

Inlet Pipe — Out Flow Pipe

Control Station

Bush/Shrub :

Tree

Tree (Multi-Bole) :

Tree (Coppice) :

Gates — Single, Double Style

Wet/Marsh Land

Line Types:

Embankment . — Top of Bank / Bottom of Bank

Telephone Line

Electricity Power Line

Drop Kerb :

Contour . — 1 / 0.5

Hedge :

Root Line

Foliage

Tree Canopy

Fence

Change in Boundary type :

STABLES AND GARAGE SUBJECT TO SEPARATE PLANNING APPLICATION

APPROVED

13.NOV.2002 7956

REV	DATE	NOTES	BY
-	08.11.02	Issued for Planning	LR

PLANNING DRAWING

THE AED PRACTICE
2 The Courtyard, Denmark Street,
Wokingham, Berks, RG40 2AZ.
T: 0870 777 0292 F: 0870 777 0293
E: mail@aed-practice.co.uk W: www.aedpractice.co.uk

Copyright © The AED Practice Limited (2002)

MR AND MRS A. GENT

HOUSE DEVELOPMENT, HIGHGROUND

FINCHAMPSTEAD, WOKINGHAM, BERKS

PROPOSED SITE PLAN

Scale: 1:200 Date: November 2002

Dwg No: **GA221 / 03** Rev:

FILE: GA221 - Site Plan

XREFS: -

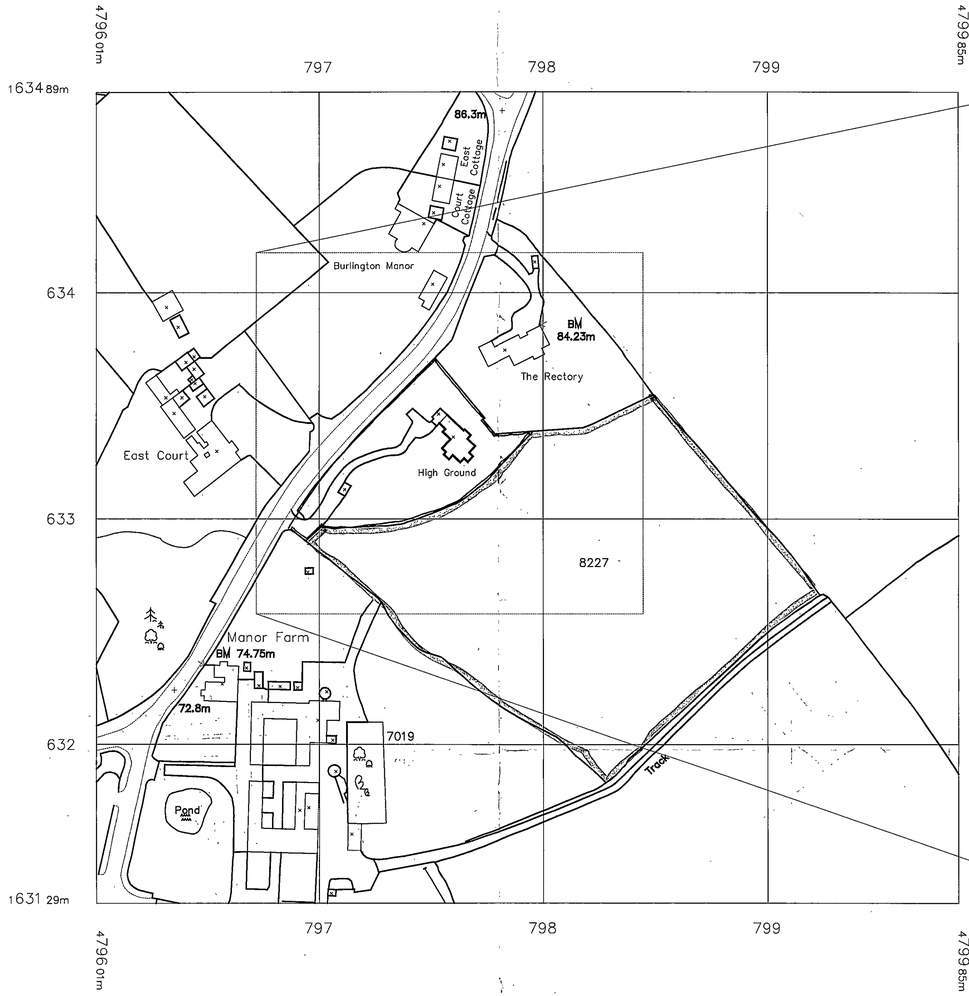

SITE OVERVIEW (scale 1:1250)

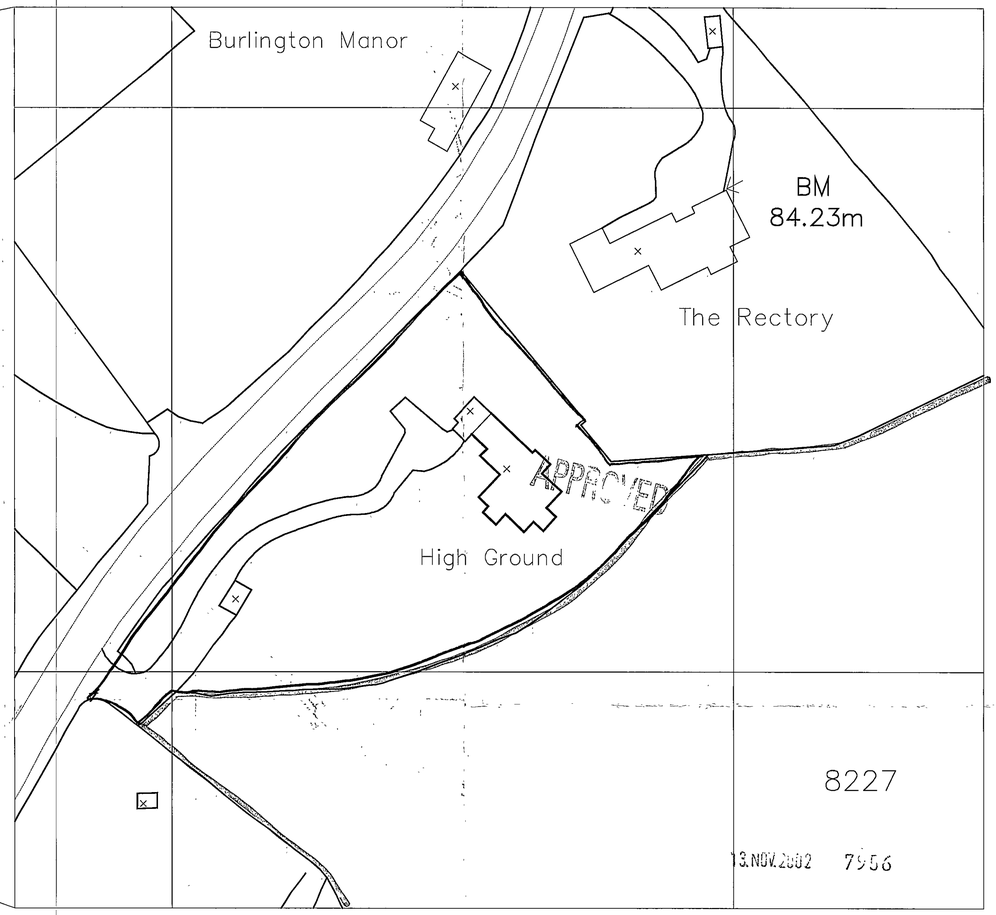

SITE LOCATION (scale 1:500)

APPROVED

REV	DATE	NOTES	BY
-	08.11.02	Issued for Planning	LR

PLANNING DRAWING

AED

THE AED PRACTICE

2 The Courtyard, Denmark Street,
Wokingham, Berks, RG40 2AZ.
T: 0870 777 0292 F: 0870 777 0293

E mail@aed practice.co.uk W. www.aedpractice.co.uk

Copyright © The AED Practice Limited (2002)

MR AND MRS A. GENT

HOUSE DEVELOPMENT, HIGHGROUND

FINCHAMPSTEAD, WOKINGHAM, BERKS

SITE LOCATION PLAN

Scale: As Shown Date: November 2002

Dwg No: **GA221 / 01** Rev: -

FILE: GA221 - Site Location
XREFS: -



South-West Site Elevation of Existing House



South-West Site Elevation of Approved House

13.NOV.2002 7956



South-West Site Elevation of Proposed House

APPROVED

REV	DATE	NOTES	BY
-	08.11.02	Issued for Planning	LR

PLANNING DRAWING

THE AED PRACTICE
2 The Courtyard, Denmark Street,
Wokingham, Berks, RG40 2AZ.
T: 0870 777 0292 F: 0870 777 0293
E mail@aed practice.co.uk W: www aedpractice co uk
Copyright © The AED Practice Limited (2002)

MR AND MRS A. GENT
HOUSE DEVELOPMENT, HIGHGROUND
FINCHAMPSTEAD, WOKINGHAM, BERKS
SITE ELEVATIONS
Scale: 1:200 Date: November 2002
Dwg No: **GA221 / 05** Rev:

FILE: GA221 - Site Elevations
XREFS: -

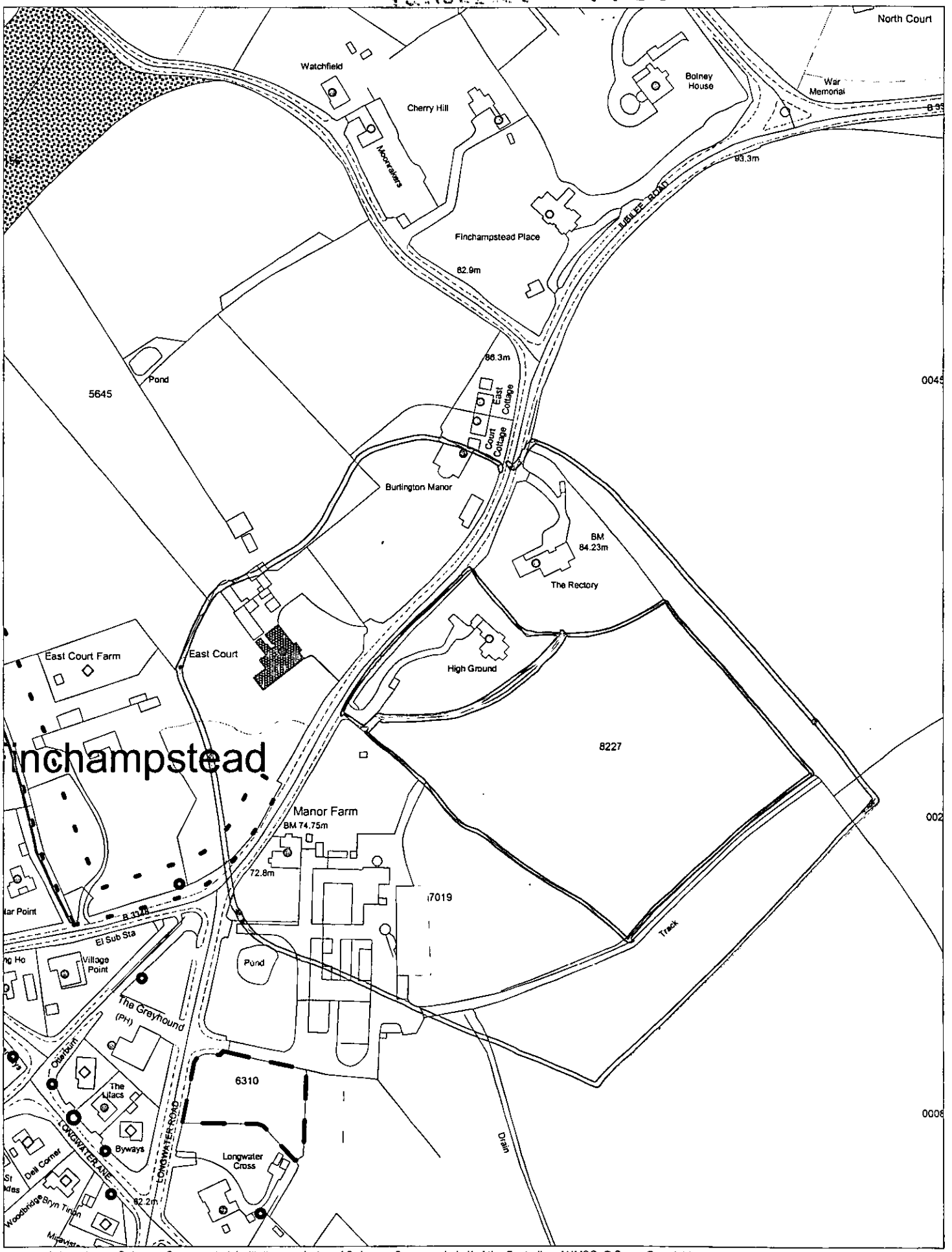

This map is based upon Ordnance Survey material with the permission of Ordnance Survey on behalf of the Controller of HMSO. © Crown Copyright. Unauthorised reproduction infringes Crown Copyright and may lead to prosecution or civil proceedings.Wokingham District Council Licence LA086134

Development Control,Wokingham District Council.
18 November 2002

Scale: 1 : 2500

as for 15601

13.NOV.2002 7956



HIGH GROUND, FRANCHAMPSTEAD
SKETCH VIEW FROM SOUTH
October 2002.

AED PRACTICE
WOKINGHAM

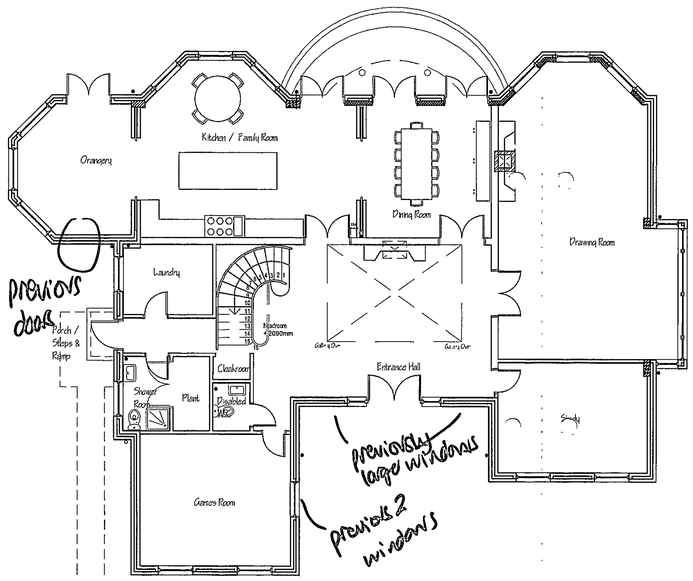

PROPOSED GROUND FLOOR LAYOUT (scale 1:100) + changes to int layout (does not require p.p)

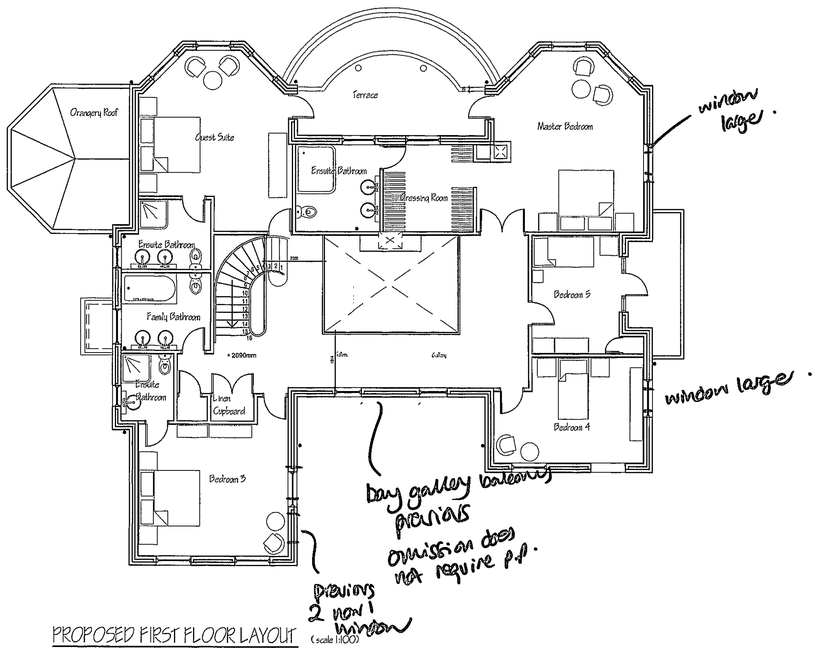

PROPOSED FIRST FLOOR LAYOUT (scale 1:100)

same size.

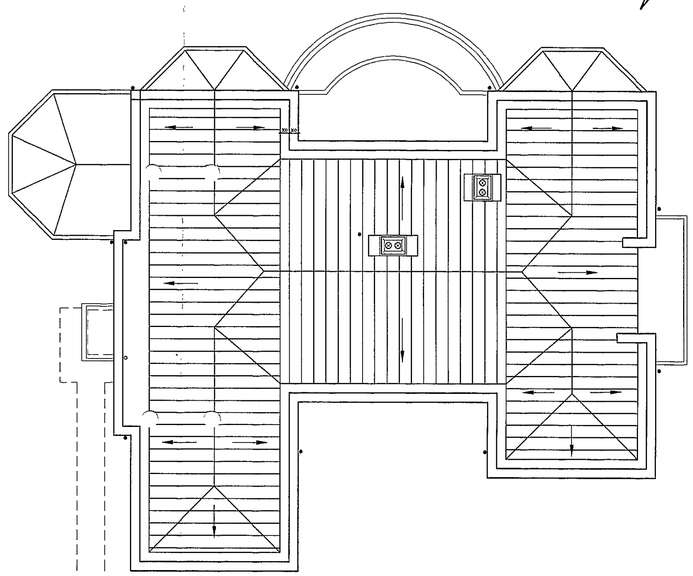

PROPOSED ROOF PLAN (scale 1:100)



PROPOSED NORTH-EAST "SIDE" ELEVATION (scale 1:100)



PROPOSED NORTH-WEST "FRONT" ELEVATION (scale 1:100)

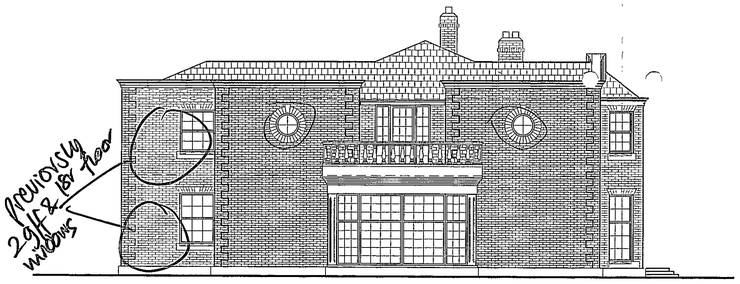

PROPOSED SOUTH-WEST "SIDE" ELEVATION (scale 1:100)



PROPOSED SOUTH-EAST "REAR" ELEVATION (scale 1:100) ✓

PLANNING SERVICES
FOL
DC
CONS
11 AUG 2003

Notes

Materials:
Roof - Natural Slate
Walls - Red-multi Brick complete with Brick Arches
Features - Pale Grey Stone or Pre-cast Concrete cornices, balustrading, string courses etc.
Windows and Casement Doors - White Finish Sash and Casement Windows
Plinth - Red Brick

MINOR AMENDMENTS

REV	DATE	NOTES	BY
A	08/08/03	REVISED ELEVATIONS	LAL
-	08.11.02	Issued for Planning	LR

PLANNING DRAWING

THE AED PRACTICE
2 The Courtyard, Denmark Street,
Wokingham, Berks, RG40 2AZ.
T: 0870 777 0292 F: 0870 777 0293
E: mail@aed-practice.co.uk W: www.aedpractice.co.uk
Copyright © The AED Practice Limited (2002)

MR AND MRS A. GENT
HOUSE DEVELOPMENT, HIGHGROUND
FINCHAMPSTEAD, WOKINGHAM, BERKS
PROPOSED PLANS & ELEVATIONS
Scale: 1:100 Date: November 2002
Dwg No: **GA221 / 04** Rev: ~~A~~ A

FILE: GA221 - Plans and Elevations
XREFS -