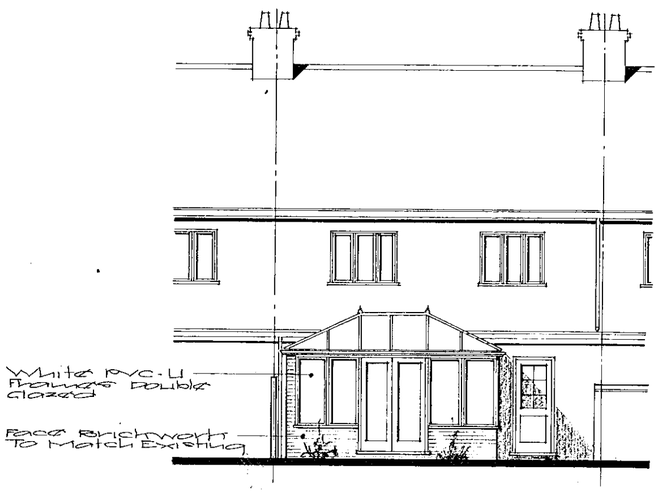

REAR - NORTH

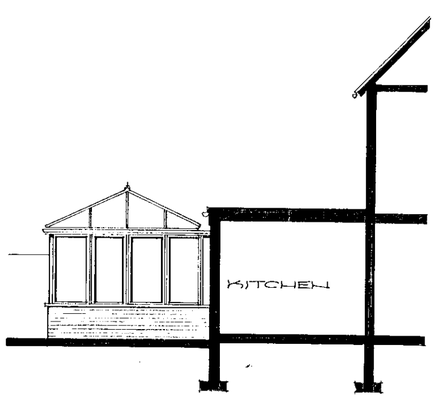

SIDE - WEST

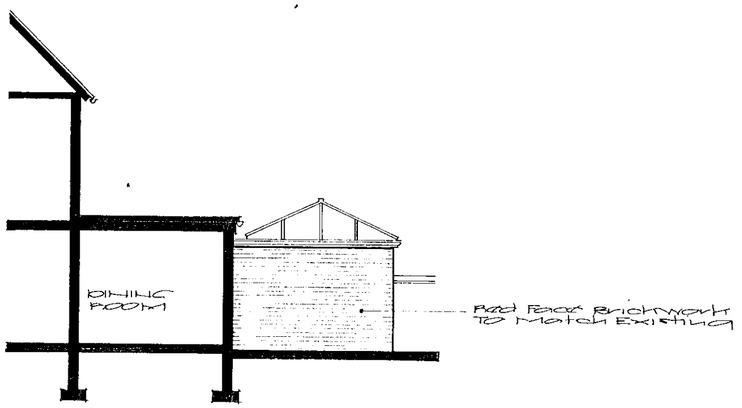

SIDE - EAST

PROPOSED ELEVATIONS

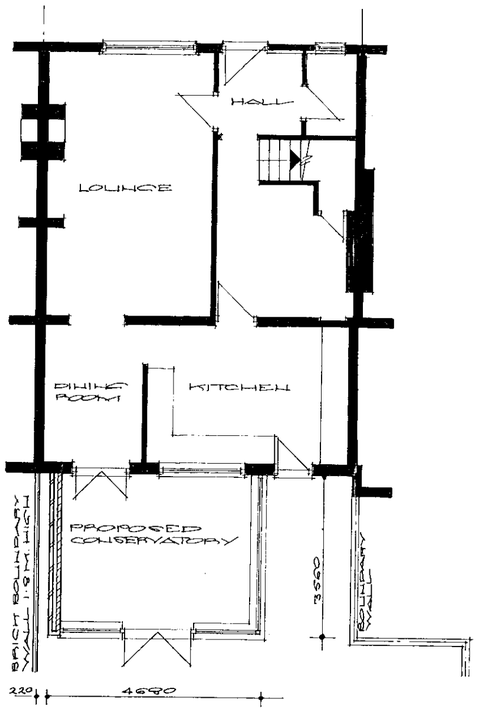

PROPOSED GROUND FLOOR PLAN

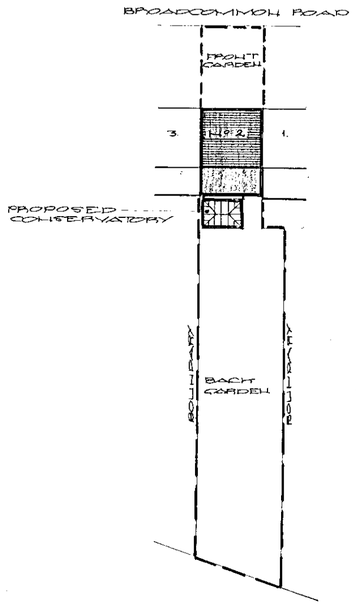

BLOCK PLAN
Scale 1:500

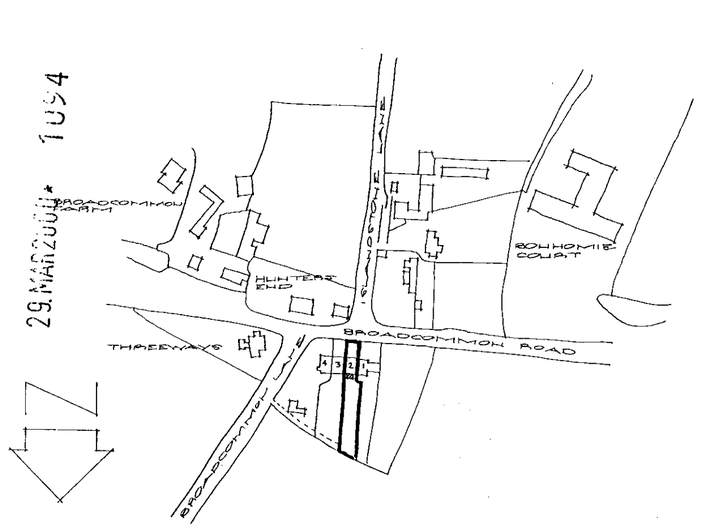

LOCATION PLAN
Scale 1:2500



CLIENT:
MRS. C. GEE.

PROJECT:
PROPOSED CONSERVATORY AT THE REAR OF No 2 GRANGE COTTAGES, BROADCOMMON ROAD, HURST, BERKSHIRE.

DRAWING:
PROPOSED PLAN AND ELEVATIONS

SCALE: 1:100

DRAWING No 06-2000-01

DATE: 27-3-2000

BRIAN CLAYDEN & ASSOCIATES,
4 GRANGE COTTAGES,
BROADCOMMON ROAD,
HURST, BERKSHIRE. RG10 0RD
TELEPHONE 0118 9343157

PREVIOUS APPLICATIONS —
2 GRANGE COTTAGES.

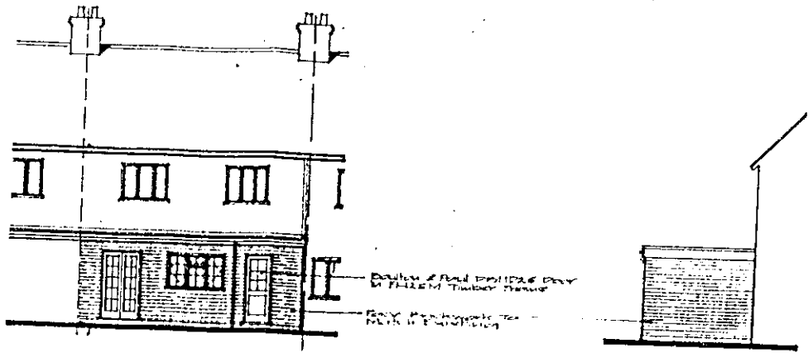

REAR ELEVATION

SIDE ELEVATION

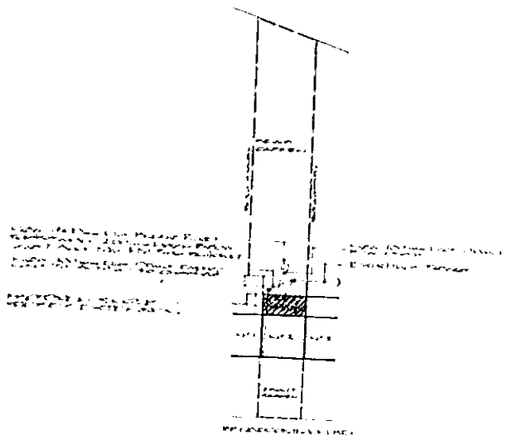

ELECTRIC PLAN





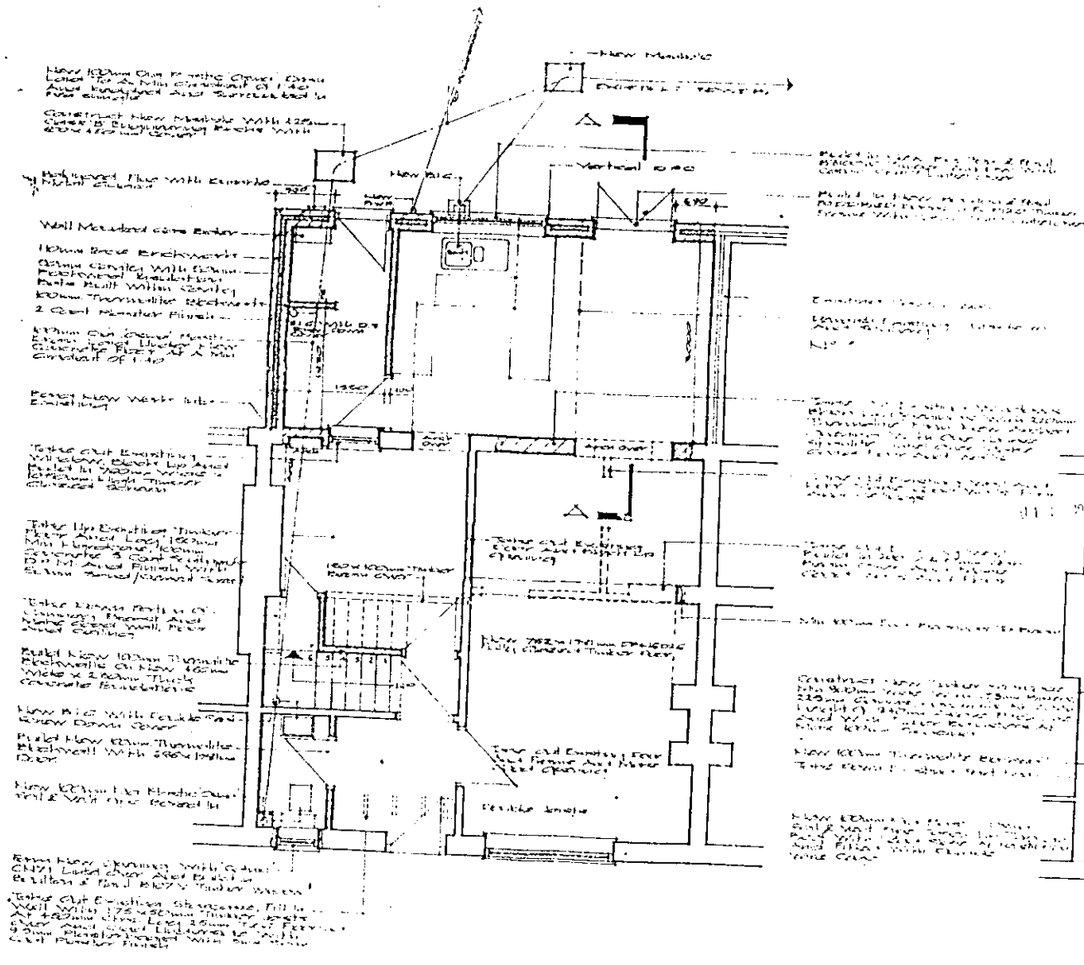

GROUND FLOOR PLAN

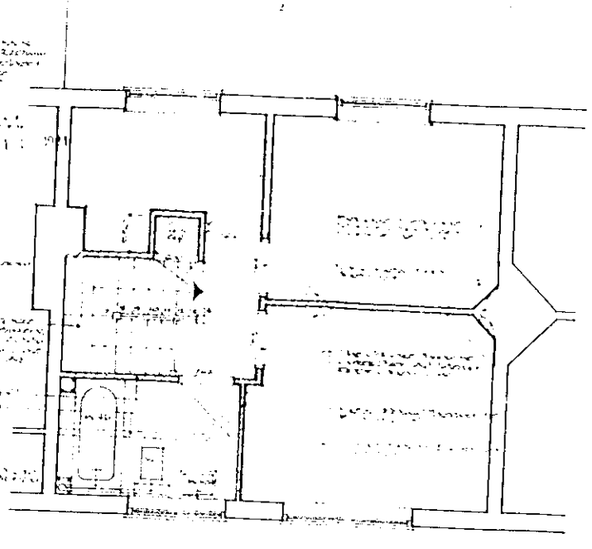

FIRST FLOOR PLAN

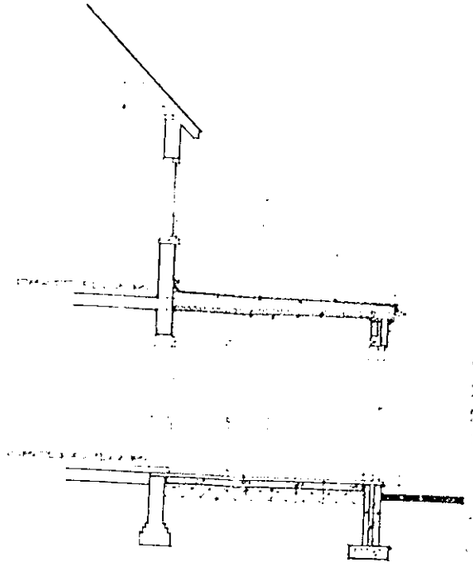



23193

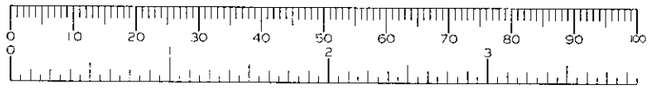



33977

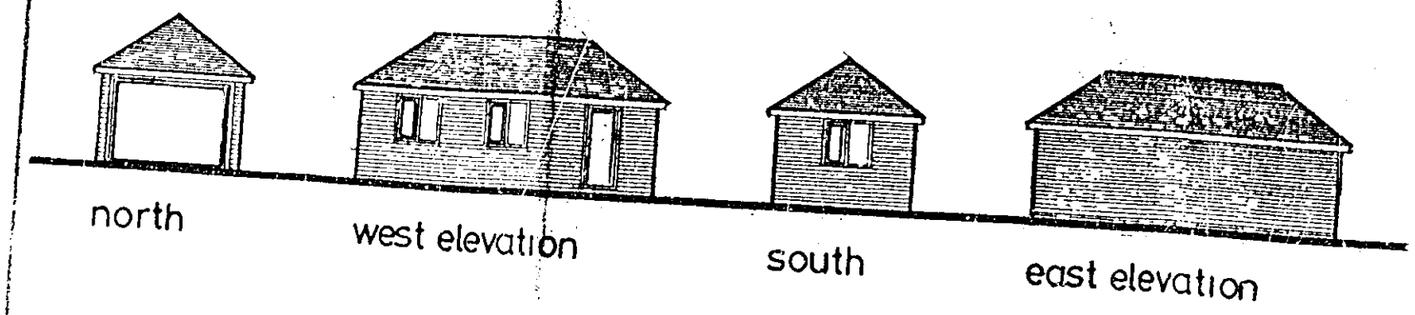

gross internal area = 25·6 m²

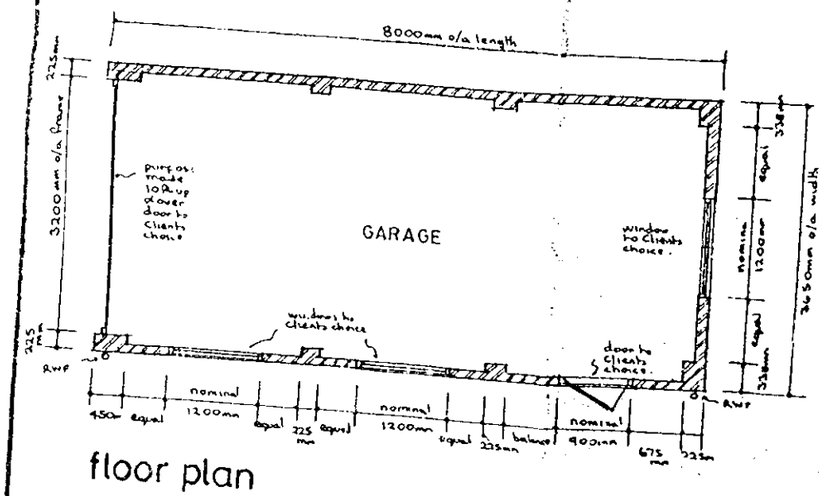

floor plan

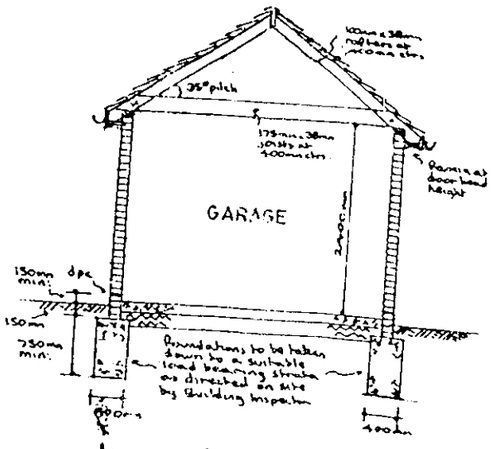

typical section

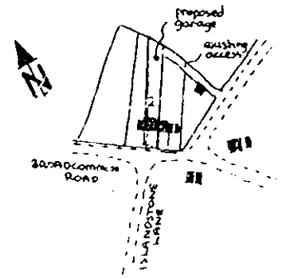

location plan
1:2500

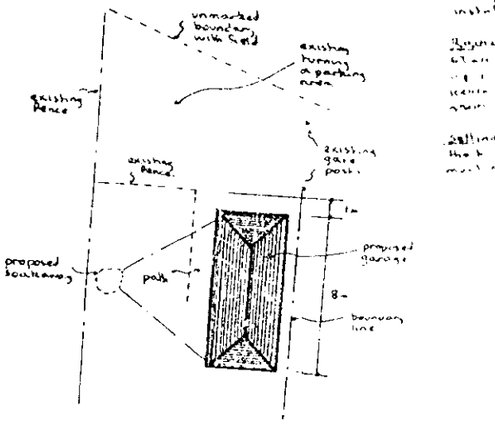

block plan

note

PROPOSED GARAGE at 2 GRANGE COTTAGES, BROADCOMMON ROAD, HURST, BERKS for MR.A.P.JEANES.

Drawing
Scale
Date

1/16" 0 5 10 20 30 40 50FT
1"=20' 0 5 10 20 30 40 60FT
1"=30' 0 10 20 30 40 60 90FT
1/2" 0 1 2 3 4 5FT
1/4" 0 1 2 3 4 5 10FT
1/8" 0 5 10 15 20 25FT
1:200 0 1 2 3 4 5 10 15M
1:100 0 1 2 3 4 5 6 7 8M
1:50 0 1 2 3 4M
1:2500 0 20 50 75 100
1:1250 0 10 30 50
1:500 0 5 10 20

JUN 1989

IDESIGN
BUILDING PLANS

29585

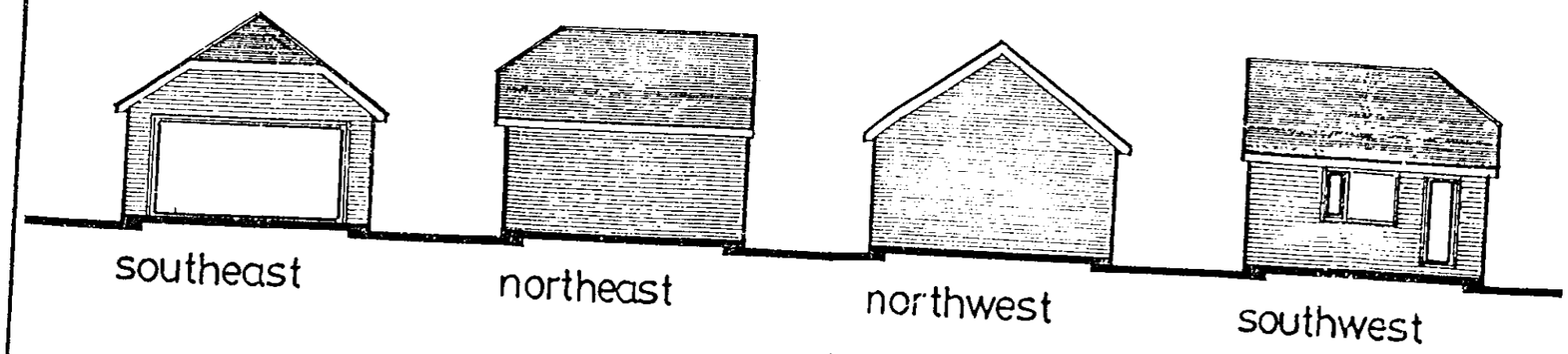

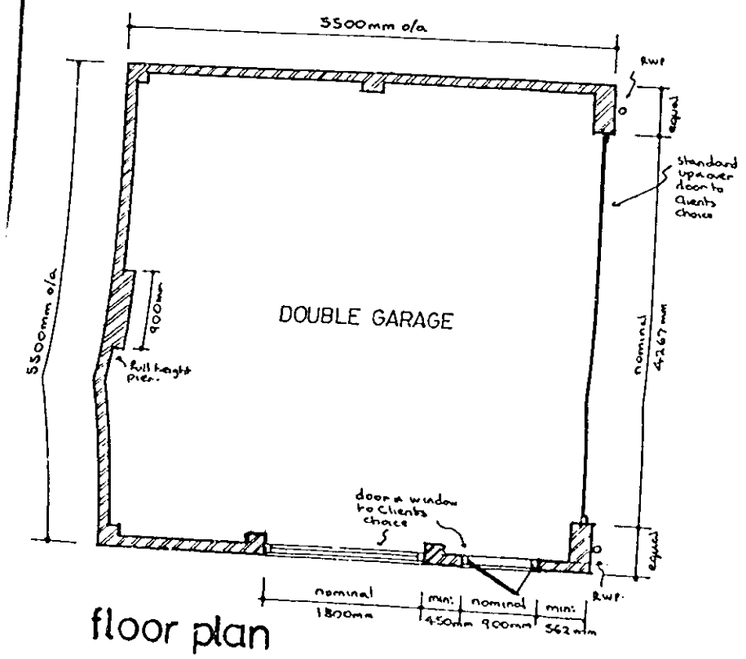

floor plan

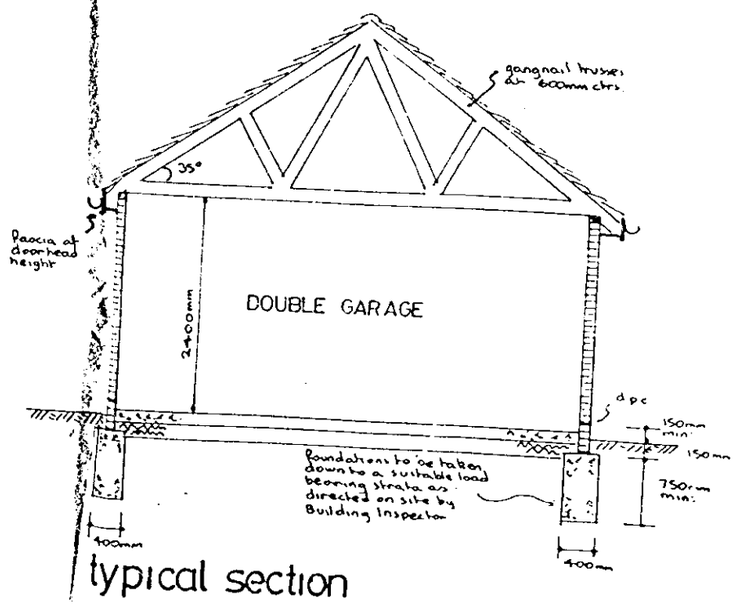

typical section

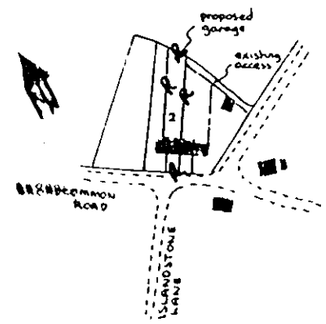

location plan
1 2500

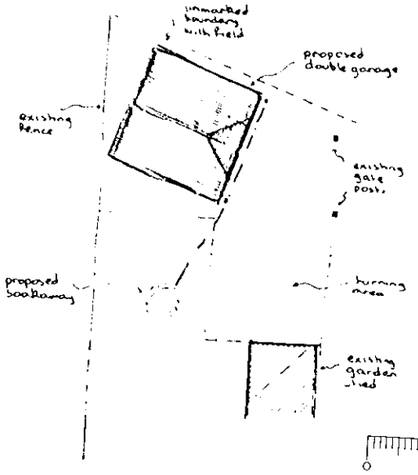

block plan
1:200

notes:-

29585
10 DEC 1987

Roof:- Plain tiling in colour to match cottages on felt. gangnail roof trusses pitched at 35° set at 600mm manufactured by specialist using 75mm x 38mm con

Floor:- 100mm concrete slab on 150mm min: selected

Walls:- 112mm facing brick to be agreed and piers as

Doors:- To Clients choice

D.p.c:- Headcored felt

Lintels:- I G Lintels galvanised steel Box type 20 door & box type 100 over side door

Lateral restraint:- Where ceiling joists run parallel to wall, lateral restraint must be achieved by metal strap centres, spanning three joists. In addition mild steel ar x 5mm cross sectional area are to be provided at 2cc to anchor down all wall plates

Electrics:- To Clients individual requirements but must strict accordance with current I E E regulations

Rainwater:- To be 112mm h.r p.v.c gutter discharging downpipes and back inlet gullies via 100mm upvc unde pipe to new soakaway min: 1000mm diameter x 2000 a minimum of 1500mm from any building

Setting out:- Angle of garage to be adjusted to suit on most convenient turning facility but no part of building in of foundations, roof or gutter must project beyond boundary

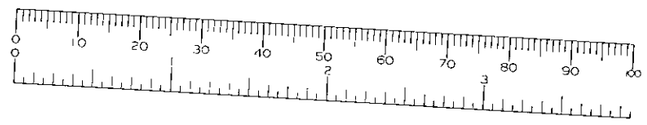

rev 'A' 5/12/87 southwest elevation revised at clients request

PROPOSED GARAGE at 2 GRANGE COTTAGES, BROADCOMMON ROAD, HURST, BERKS for MR. A.P. JEANES.

Drawing No	AH/G/115 A
Scales	1:50 & 100
Date	DEC 1987

ANDES BUILDING

CUSTOM MICROFILM

CUSTOM MICROFILM

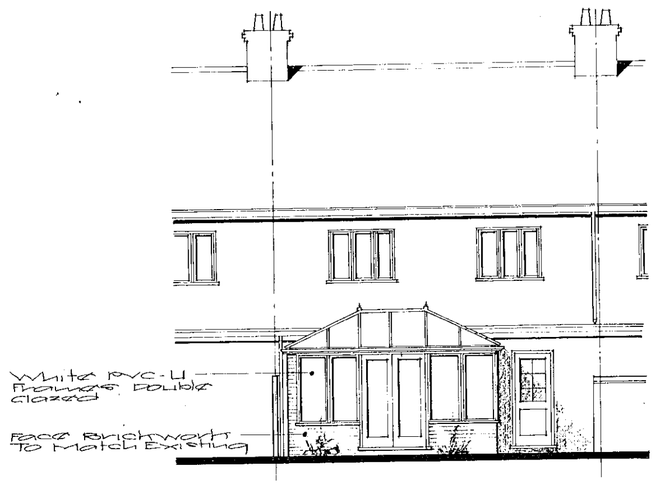

REAR - NORTH

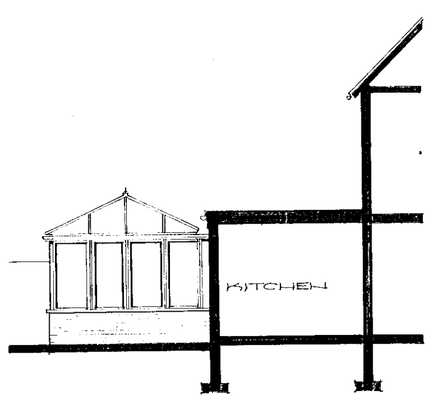

SIDE - WEST

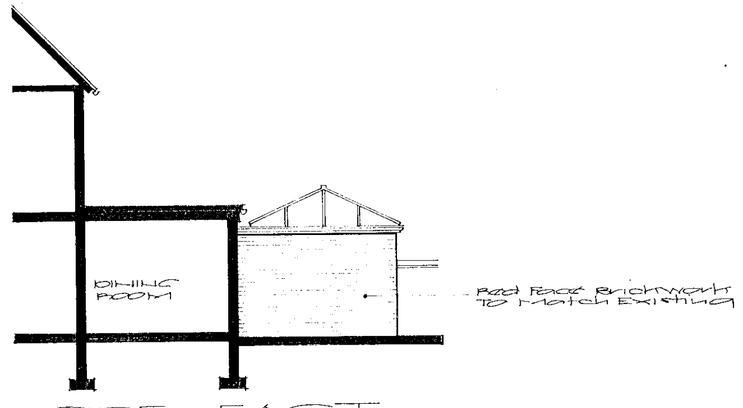

SIDE - EAST

PROPOSED ELEVATIONS

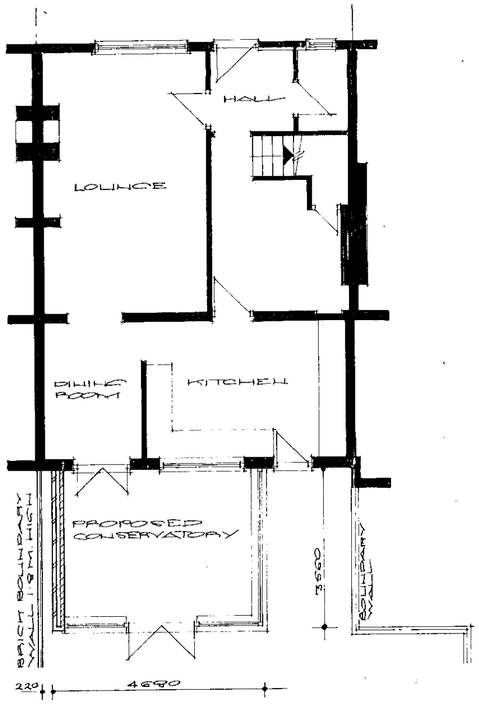

PROPOSED GROUND FLOOR PLAN

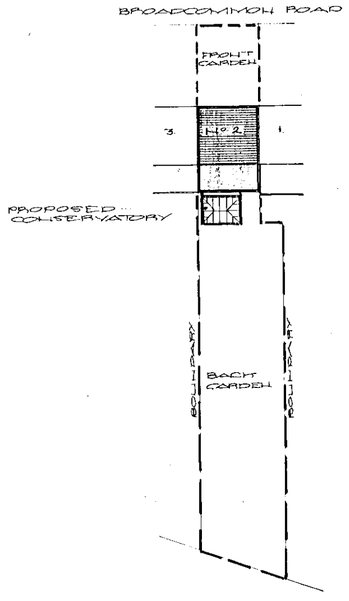

BLOCK PLAN
Scale 1:500

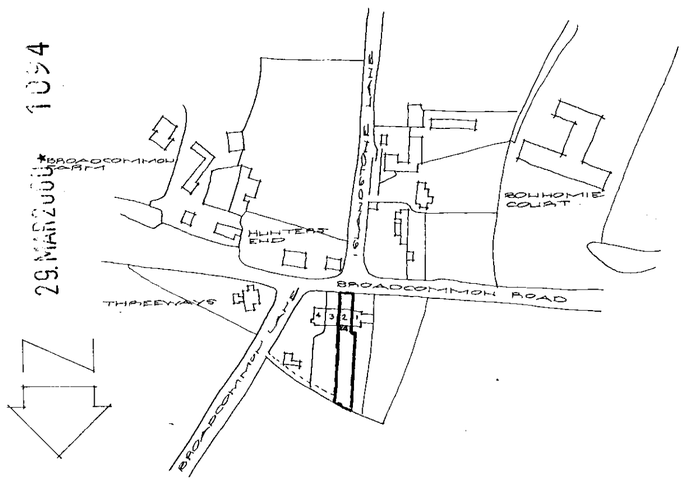

LOCATION PLAN
Scale 1:2500

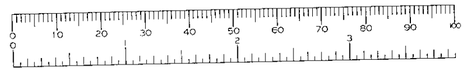

CLIENT:
MRS. C. GEE

PROJECT:
PROPOSED CONSERVATORY AT THE REAR OF No 2, GRANGE COTTAGES, BROADCOMMON ROAD, HURST, BERKSHIRE.

DRAWING:
PROPOSED PLAN AND ELEVATIONS

SCALE: 1:100

DRAWING No: 05-2000-01

DATE: 27-3-2000

BRIAN CLAYDEN & ASSOCIATES,
4 GRANGE COTTAGES,
BROADCOMMON ROAD,
HURST, BERKSHIRE. RG10 0RD
TELEPHONE - 0118 934-3157

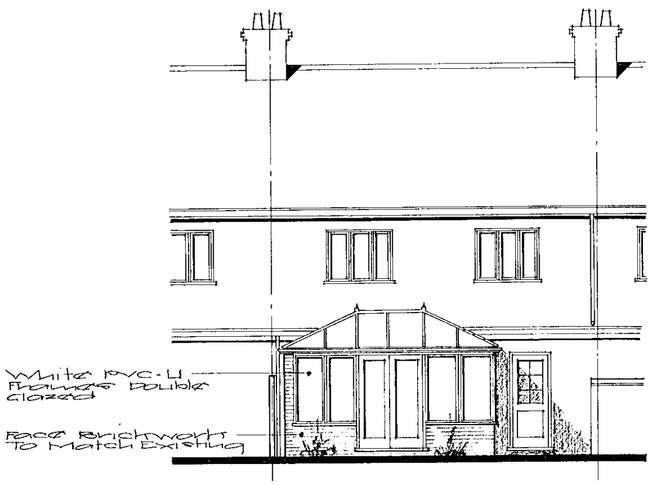

REAR - NORTH

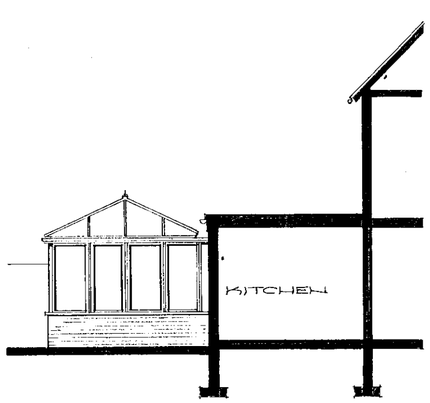

SIDE - WEST

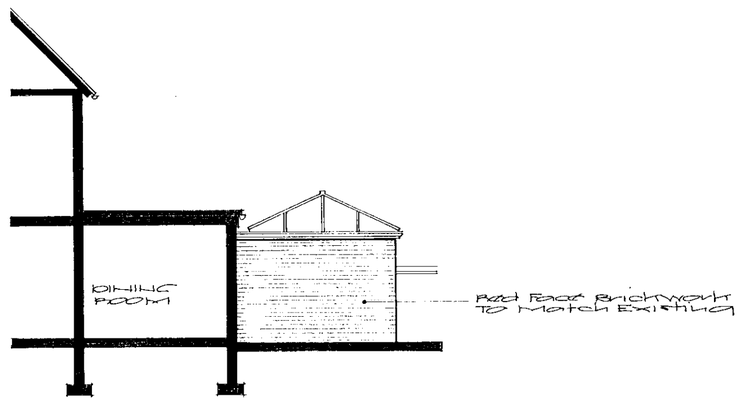

SIDE - EAST

PROPOSED ELEVATIONS

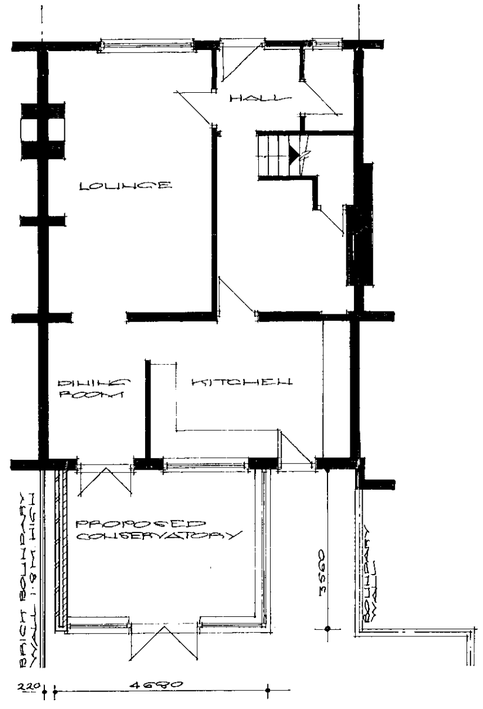

PROPOSED GROUND FLOOR PLAN

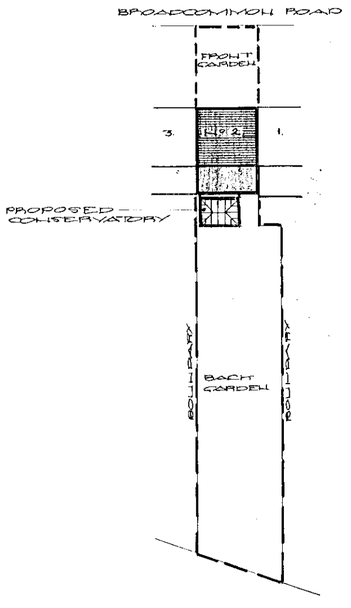

BLOCK PLAN
Scale 1:500

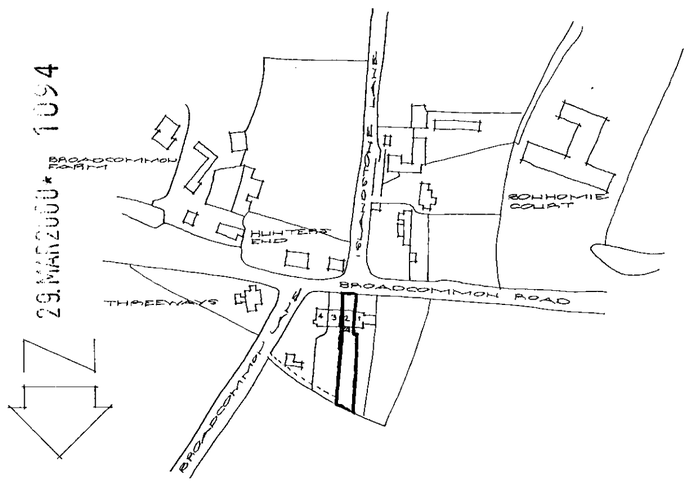

LOCATION PLAN
Scale 1:2500

CLIENT:
MRS. C. CEE

PROJECT:
PROPOSED CONSERVATORY AT THE REAR OF Nº 2 GRANGE COTTAGES, BROADCOMMON ROAD, HURST, BERKSHIRE.

DRAWING:
PROPOSED PLAN AND ELEVATIONS

SCALE: 1:100

DRAWING Nº 05-2000-01

DATE: 27-3-2000

BRIAN CLAYDEN ASSOCIATES,
4 GRANGE COTTAGES,
BROADCOMMON ROAD,
HURST, BERKSHIRE RG10 0RD
TELEPHONE & 0118 9343157