DRAWING No. 2271

PROPOSED GROUND AND FIRST FLOOR EXTENSION

AT 11 DURHAM CLOSE

FOR MR K.F. TURNER

B

SCALE 1:50 & 1:100

DIMENSIONS in mm

DATE 15.05.02

Drawn by K.F. Turner

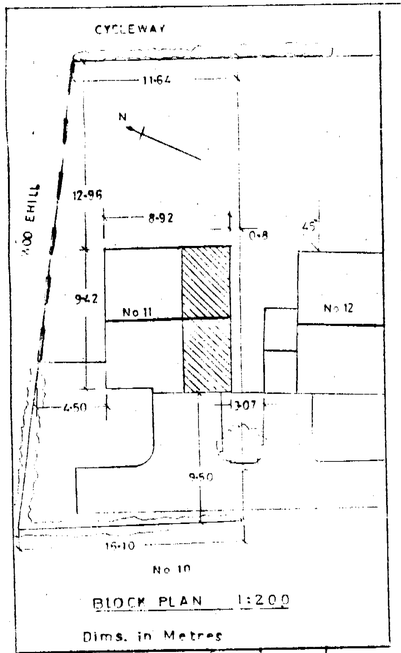

BLOCK PLAN 1:200

Dims. in Metres

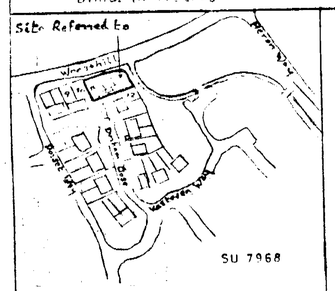

LOCATION PLAN 1 : 1000

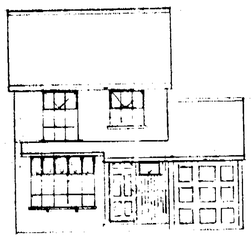

EXISTING FRONT ELEVATION



EXISTING SOUTH ELEVATION



EXISTING REAR ELEVATION



PROPOSED FRONT ELEVATION

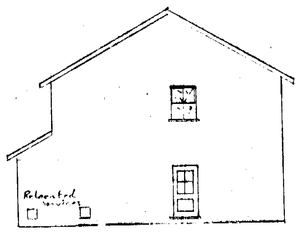

PROPOSED SOUTH ELEVATION

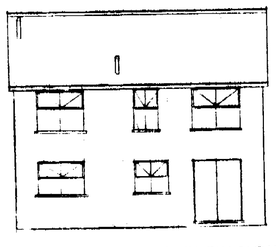

PROPOSED REAR ELEVATION

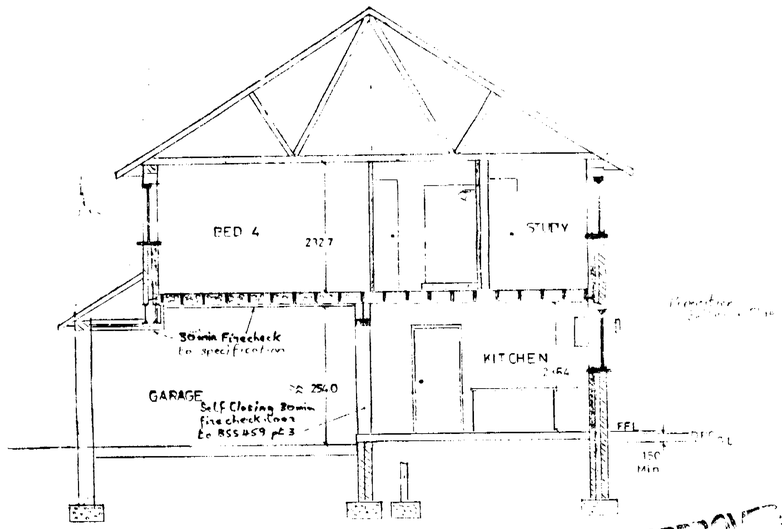

PROPOSED SECTIONAL ELEVATION ON A-A

APPROVED

28 MAR 2002 6256

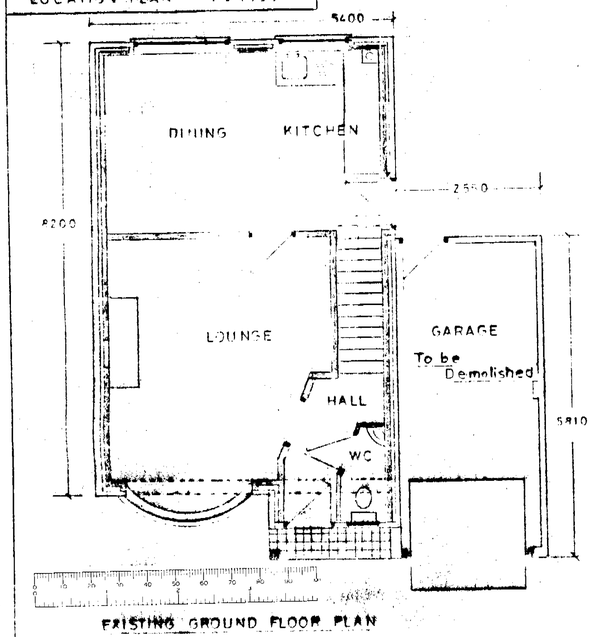

EXISTING GROUND FLOOR PLAN

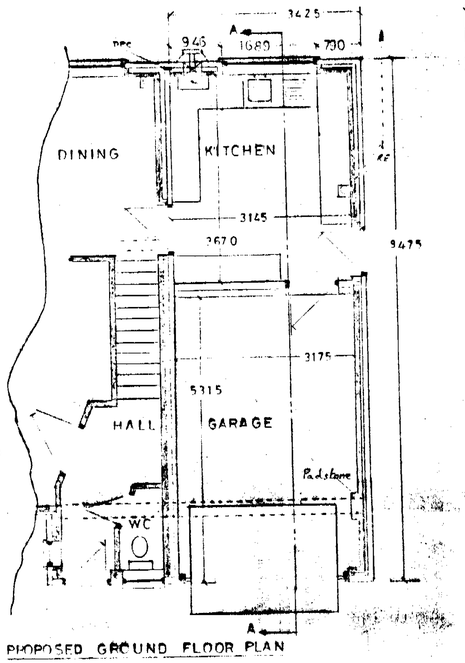

PROPOSED GROUND FLOOR PLAN

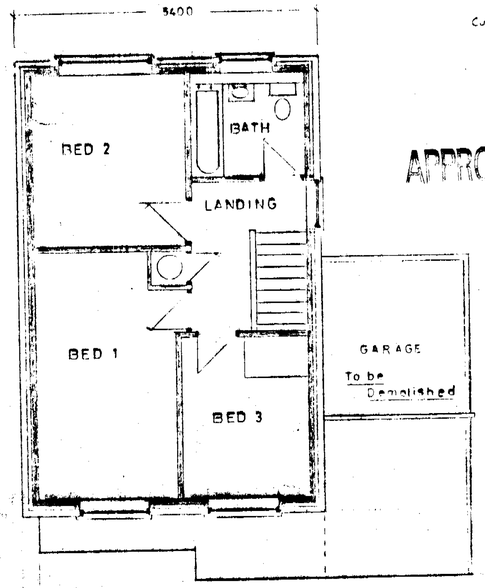

EXISTING FIRST FLOOR PLAN

APPROVED

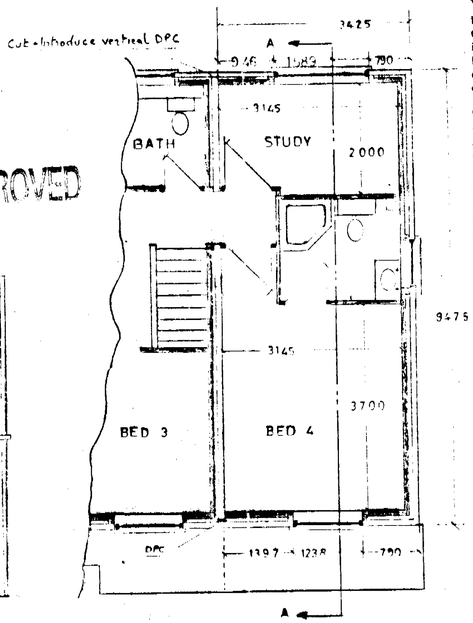

PROPOSED FIRST FLOOR PLAN

Walls

External: 265 O/A comp 65 x 100 x 210 mm rustic facing brickwork, 65mm cavity insulating batts, 100mm thermal insulating blocks to inner leaf.
Internal: Kitchen/garage wall 2 x 100mm insulating blocks. First floor either 36 x 63mm studwork timber clad with 12.5mm plasterboard or 57mm cellular partitioning.

Foundations

Trial holes are required to examine the existing foundations. New work to lock into existing and be of similar depth below GL.
To extend a min. of 150mm on both sides of brickwork. Minimum depth 200mm. Demolished wall to be removed a min. of 300mm below FFL. Mix 1:3:6 Weak fill to cavity below GL

Roof

Prefabricated roof trusses of 100 x 38 section on min. 600 centres with diagonal bracing. Treated soffits and bargeboards. Trusses overlaid with non-tearable felt. Marley Mendip concrete tiles as existing on 38 x 25 battens with galvanised pins and aluminium anchor clips. 12.5 mm foil backed plasterboard with150mm thick rockwool insulation. Tile vent.

Floors

Ground: Proprietary floor tiling on 40mm screed on 100mm 1:2:4 concrete with A142 reinforcing on 1000 mic. vis. on 150mm compacted and blinded hardcore.
First floor: 18mm flooring chipboard on 175 x 50 joists on 400mm centres. 12.5mm foil backed plasterboard above kitchen. 12.5mm silicate board to BS 476 screwed to u/side of joists and battens around steelwork. Fully seal all joints.
Pack voids between joists with rockwool insulation.

Lintels

Proprietary steel lintels over window and door openings. Cavity seal above and below all openings. 325 x 225 pier on garage inner wall with padstone to support wall beams. Calculations required to determine specification.

Drainage.

It is anticipated that the existing SW drainage is sufficient. An additional FS connection will be required. This connection will be determined following discussion with the LA Building Control Department

40

14/6/02