North

Site Boundary Line in Red

OS MasterMap 1250/2500/10000 scale
ID: MPMBW-01275146
www.blackwellmapping.co.uk
1:1250 scale, Centre: 479463 E, 168485 N
©Crown Copyright Ordnance Survey. Licence no. 100041041

Location Plan

1 : 1250

25m 125m

HAUS FRAME

PROJECT INFORMATION

12 Wren Close,
RG41 3YT

STATUS

SHEET

Location Plan

CLIENT

Mr A and S Cheung

DATE

30.04.2026

DRAWING NUMBER

AC_001

SCALE (@ A3)

1 : 1250

REV

VA

DRAWN BY

NOTES
ALL DRAWINGS TO BE PRINTED AT 100% SCALE.
DO NOT FIT TO PRINTER MARGINS WHEN PRINTING.
1. This drawing is copyright of HAUS Frame Architects & Designers. Reproduction is only to take place with written authority.
2. These plans are subject to Planning & Building Regulation Approval or any other statute in law before building work commences.
3. Any structural work where mentioned on this drawing is subject to a qualified structural and civil engineer calculations before building work commences.
4. These drawings are intended for Building Control purposes only, drawings marked preliminary have not been approved by Building Control. Construction drawings can be supplied separately.
5. Only Local Authority Planning Departments may scale dimensions from the drawings.
6. All dimensions to be checked on site by contractor prior to commencement of work, or the placement of any orders. Any discrepancies are to be brought to the attention of HAUS Frame Architects & Designers for rectification.
7. All boundaries are assumed. To be confirmed on site before building work commences.

HAUS FRAME
ARCHITECTS & DESIGNERS

a. 6 Simmonds Close
Bracknell
RG42 1FL

m. 07400022422

e. valentina.antoniuc@hausframe.com
w.www.hausframe.com

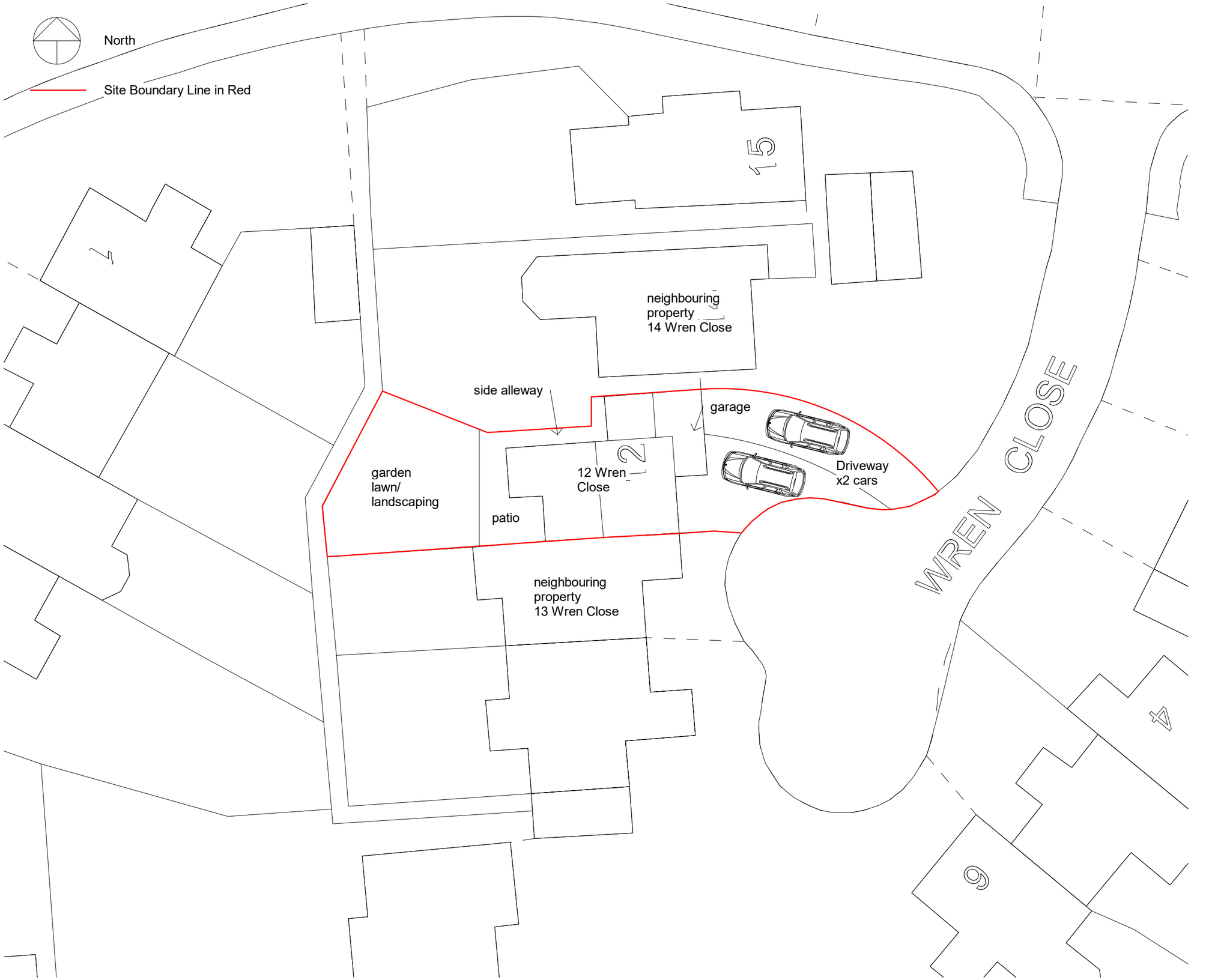

Existing Site Plan

1 : 200

HAUS FRAME

PROJECT INFORMATION

12 Wren Close,
RG41 3YT

STATUS

SHEET

Existing Site Plan

CLIENT

Mr A and S Cheung

DATE

30.04.2026

DRAWING NUMBER

AC_002

SCALE (@ A3)

1 : 200

REV

VA

DRAWN BY

NOTES
ALL DRAWINGS TO BE PRINTED AT 100% SCALE.
DO NOT FIT TO PRINTER MARGINS WHEN PRINTING.

1. This drawing is copyright of HAUS Frame Architects & Designers. Reproduction is only to take place with written authority.
2. These plans are subject to Planning & Building Regulation Approval or any other statute in law before building work commences.
3. Any structural work where mentioned on this drawing is subject to a qualified structural and civil engineer calculations before building work commences.
4. These drawings are intended for Building Control purposes only, drawings marked preliminary have not been approved by Building Control. Construction drawings can be supplied separately.
5. Only Local Authority Planning Departments may scale dimensions from the drawings.
6. All dimensions to be checked on site by contractor prior to commencement of work, or the placement of any orders. Any discrepancies are to be brought to the attention of HAUS Frame Architects & Designers for rectification.
7. All boundaries are assumed. To be confirmed on site before building work commences.

HAUS FRAME
ARCHITECTS & DESIGNERS

a. 6 Simmonds Close
Bracknell
RG42 1FL

m. 07400022422

e. valentina.antoniuc@hausframe.com
w.www.hausframe.com

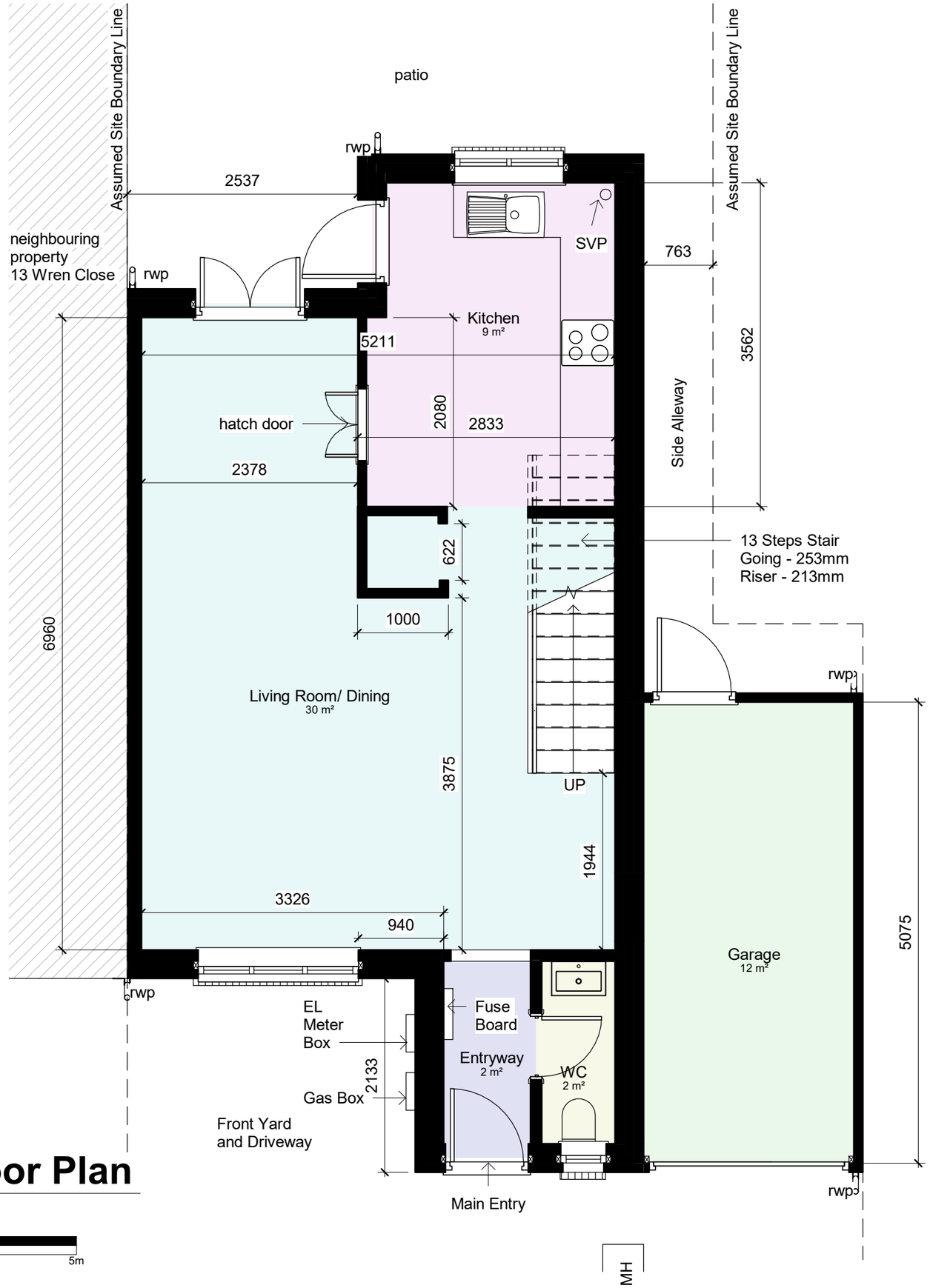

Room Spec

- Entryway
- Garage
- Kitchen
- Living Room/ Dining
- WC

Existing Ground Floor Plan

1 : 50

1m 5m

HAUS FRAME

PROJECT INFORMATION

12 Wren Close,
RG41 3YT

STATUS

SHEET

Existing Ground Floor Plan

CLIENT

Mr A and S Cheung

DATE

30.04.2026

DRAWING NUMBER

AC_003

SCALE (@ A3)

1 : 50

REV

VA DRAWN BY

NOTES
ALL DRAWINGS TO BE PRINTED AT 100% SCALE.
DO NOT FIT TO PRINTER MARGINS WHEN PRINTING.

1. This drawing is copyright of HAUS Frame Architects & Designers. Reproduction is only to take place with written authority.
2. These plans are subject to Planning & Building Regulation Approval or any other statute in law before building work commences.
3. Any structural work where mentioned on this drawing is subject to a qualified structural and civil engineer calculations before building work commences.
4. These drawings are intended for Building Control purposes only, drawings marked preliminary have not been approved by Building Control. Construction drawings can be supplied separately.
5. Only Local Authority Planning Departments may scale dimensions from the drawings.
6. All dimensions to be checked on site by contractor prior to commencement of work, or the placement of any orders. Any discrepancies are to be brought to the attention of HAUS Frame Architects & Designers for rectification.
7. All boundaries are assumed. To be confirmed on site before building work commences.

HAUS FRAME
ARCHITECTS & DESIGNERS

a. 6 Simmonds Close
Bracknell
RG42 1FL

m. 07400022422

e. valentina.antoniuc@hausframe.com
w.www.hausframe.com

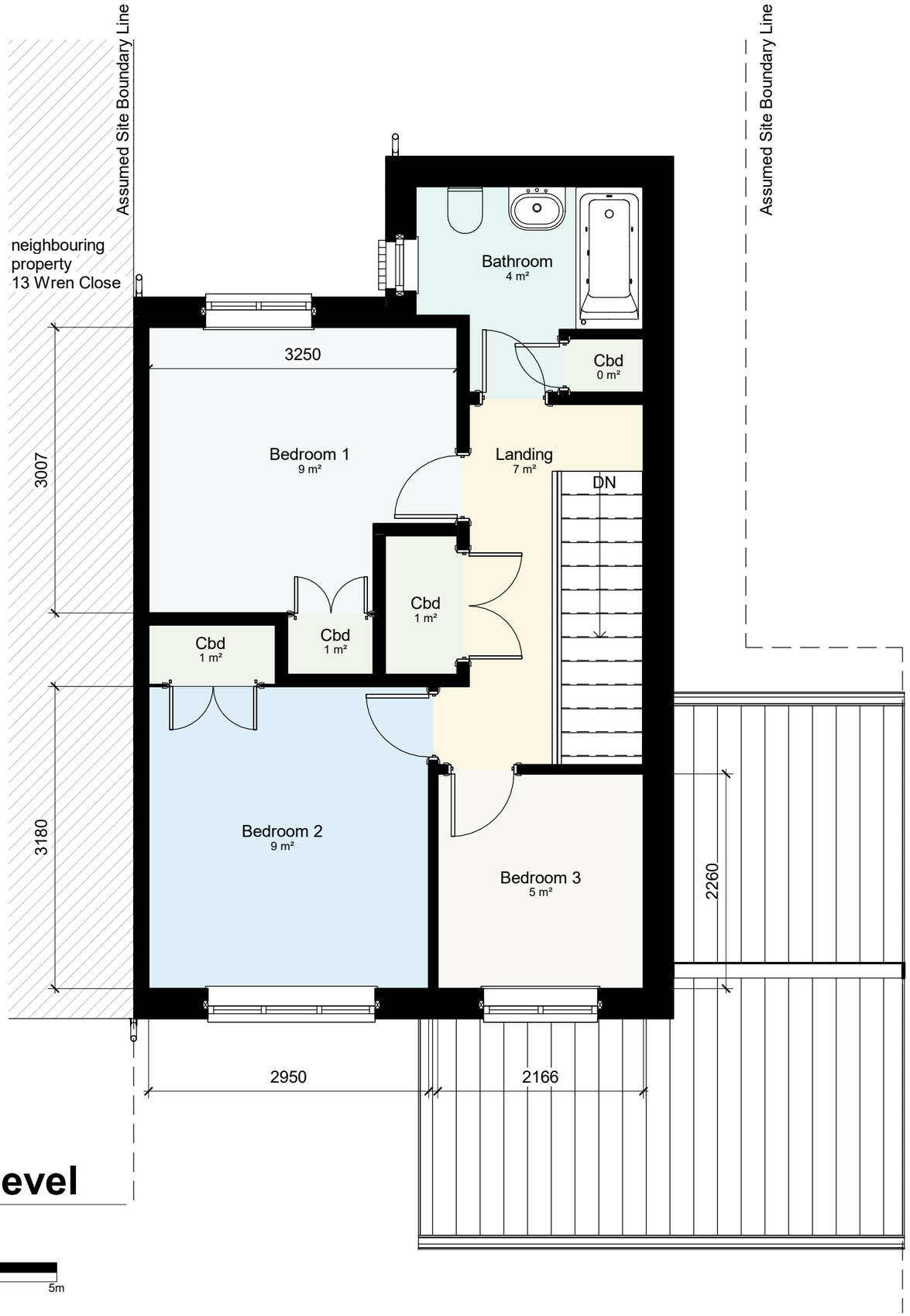

Room Spec

- Bathroom
- Bedroom 1
- Bedroom 2
- Bedroom 3
- Cbd
- Entryway
- Garage
- Landing
- Void

Existing First Floor Level

1 : 50

1m 5m

HAUS FRAME

PROJECT INFORMATION

12 Wren Close,
RG41 3YT

STATUS

SHEET

Existing First Floor Plan

CLIENT

Mr A and S Cheung

DATE

30.04.2026

DRAWING NUMBER

AC_004

SCALE (@ A3)

1 : 50

REV

VA DRAWN BY

NOTES
ALL DRAWINGS TO BE PRINTED AT 100% SCALE.
DO NOT FIT TO PRINTER MARGINS WHEN PRINTING.

1. This drawing is copyright of HAUS Frame Architects & Designers. Reproduction is only to take place with written authority.
2. These plans are subject to Planning & Building Regulation Approval or any other statute in law before building work commences.
3. Any structural work where mentioned on this drawing is subject to a qualified structural and civil engineer calculations before building work commences.
4. These drawings are intended for Building Control purposes only, drawings marked preliminary have not been approved by Building Control. Construction drawings can be supplied separately.
5. Only Local Authority Planning Departments may scale dimensions from the drawings.
6. All dimensions to be checked on site by contractor prior to commencement of work, or the placement of any orders. Any discrepancies are to be brought to the attention of HAUS Frame Architects & Designers for rectification.
7. All boundaries are assumed. To be confirmed on site before building work commences.

HAUS FRAME
ARCHITECTS & DESIGNERS

a. 6 Simmonds Close
Bracknell
RG42 1FL

m. 07400022422

e. valentina.antoniuc@hausframe.com
w.www.hausframe.com

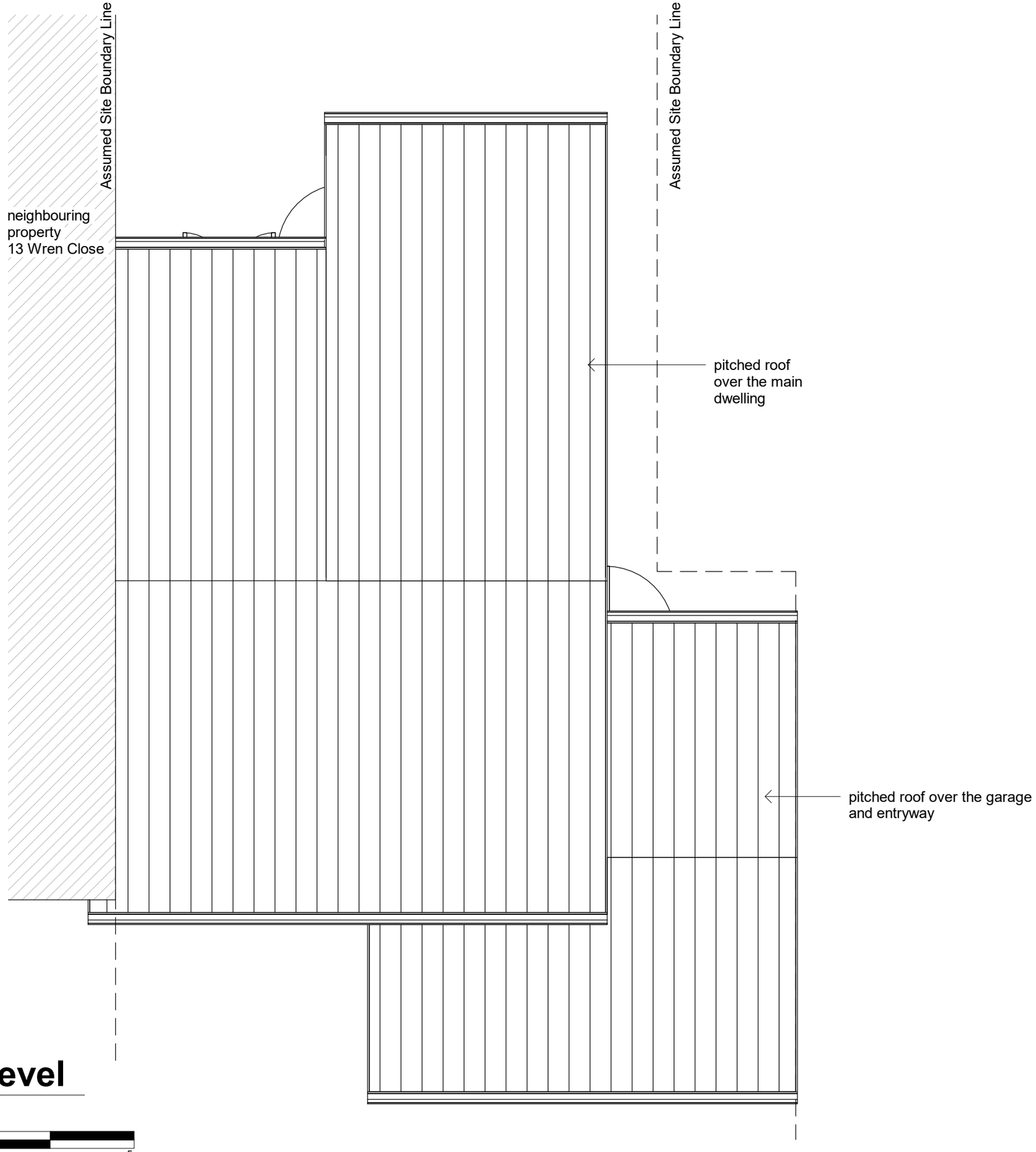

Existing Roof Level

1 : 50

1m 5m

HAUS FRAME

PROJECT INFORMATION

12 Wren Close,
RG41 3YT

STATUS

SHEET

Existing Roof Plan

CLIENT

Mr A and S Cheung

DATE

30.04.2026

DRAWING NUMBER

AC_005

SCALE (@ A3)

1 : 50

REV

VA

DRAWN BY

NOTES
ALL DRAWINGS TO BE PRINTED AT 100% SCALE.
DO NOT FIT TO PRINTER MARGINS WHEN PRINTING.

1. This drawing is copyright of HAUS Frame Architects & Designers. Reproduction is only to take place with written authority.
2. These plans are subject to Planning & Building Regulation Approval or any other statute in law before building work commences.
3. Any structural work where mentioned on this drawing is subject to a qualified structural and civil engineer calculations before building work commences.
4. These drawings are intended for Building Control purposes only, drawings marked preliminary have not been approved by Building Control. Construction drawings can be supplied separately.
5. Only Local Authority Planning Departments may scale dimensions from the drawings.
6. All dimensions to be checked on site by contractor prior to commencement of work, or the placement of any orders. Any discrepancies are to be brought to the attention of HAUS Frame Architects & Designers for rectification.
7. All boundaries are assumed. To be confirmed on site before building work commences.

HAUS FRAME
ARCHITECTS & DESIGNERS

a. 6 Simmonds Close
Bracknell
RG42 1FL

m. 07400022422

e. valentina.antoniuc@hausframe.com
w.www.hausframe.com

Existing Front Elevation

1 : 100

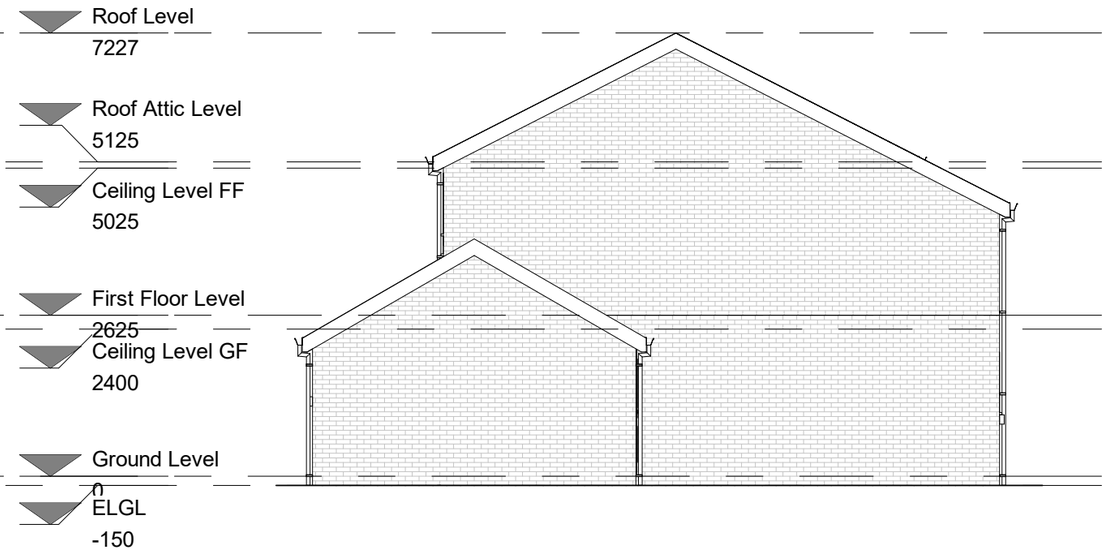

Existing Side North Elevation

1 : 100

Existing Rear Elevation

1 : 100

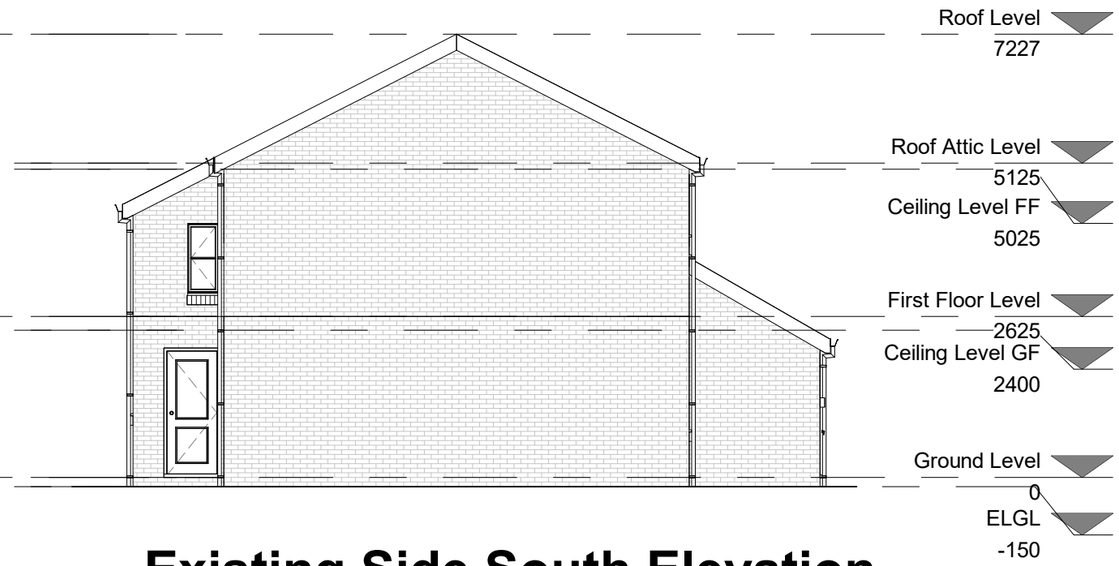

Existing Side South Elevation

1 : 100

HAUS FRAME

PROJECT INFORMATION

12 Wren Close,
RG41 3YT

STATUS

SHEET

Existing Elevations

CLIENT

Mr A and S Cheung

DATE

30.04.2026

DRAWING NUMBER

AC_006

SCALE (@ A3)

1 : 100

REV

VA

DRAWN BY

NOTES
ALL DRAWINGS TO BE PRINTED AT 100% SCALE.
DO NOT FIT TO PRINTER MARGINS WHEN PRINTING.

1. This drawing is copyright of HAUS Frame Architects & Designers. Reproduction is only to take place with written authority.
2. These plans are subject to Planning & Building Regulation Approval or any other statute in law before building work commences.
3. Any structural work where mentioned on this drawing is subject to a qualified structural and civil engineer calculations before building work commences.
4. These drawings are intended for Building Control purposes only, drawings marked preliminary have not been approved by Building Control. Construction drawings can be supplied separately.
5. Only Local Authority Planning Departments may scale dimensions from the drawings.
6. All dimensions to be checked on site by contractor prior to commencement of work, or the placement of any orders. Any discrepancies are to be brought to the attention of HAUS Frame Architects & Designers for rectification.
7. All boundaries are assumed. To be confirmed on site before building work commences.

HAUS FRAME
ARCHITECTS & DESIGNERS

a. 6 Simmonds Close
Bracknell
RG42 1FL

m. 07400022422

e. valentina.antoniuc@hausframe.com
w.www.hausframe.com

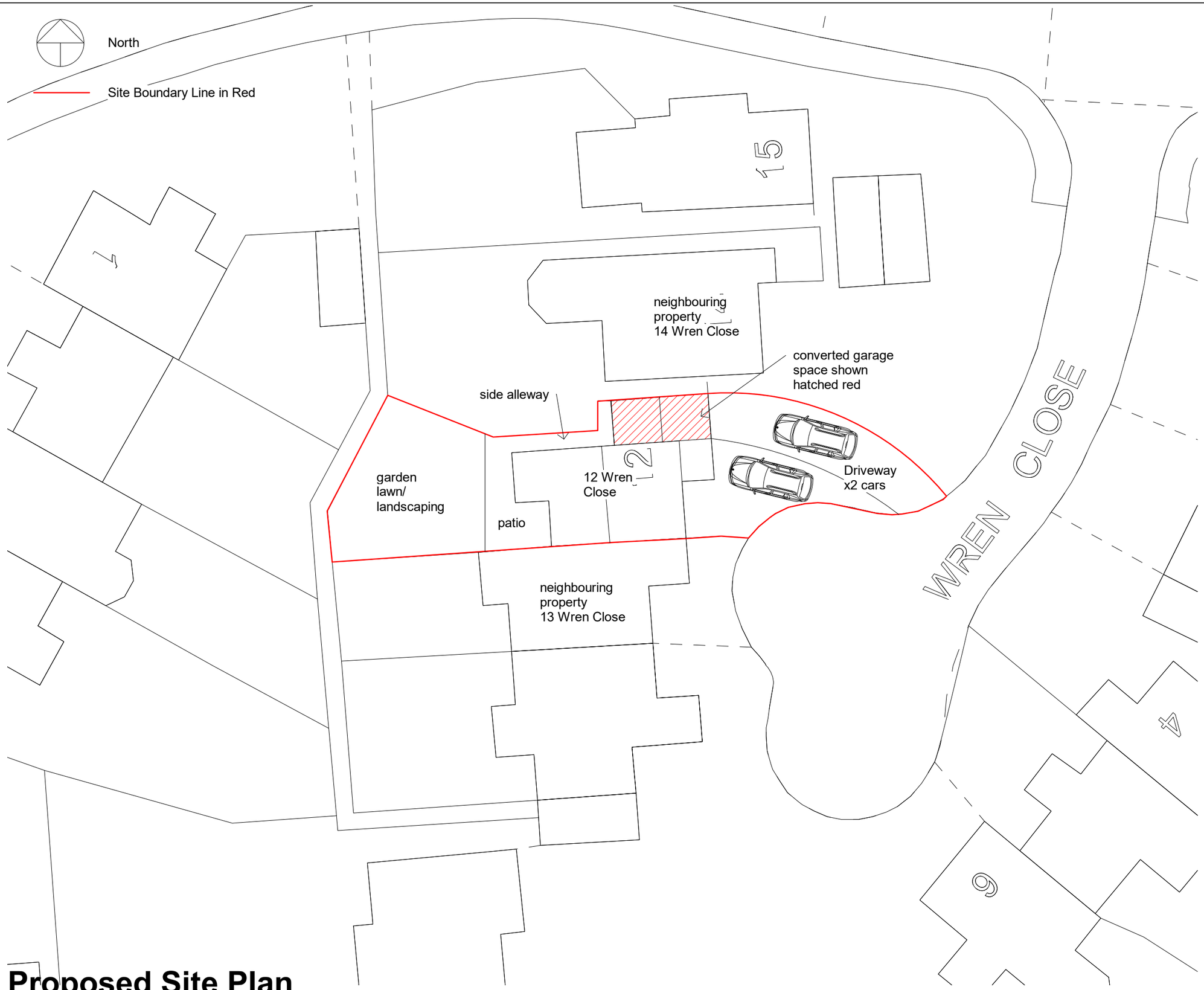

Proposed Site Plan

1 : 200

5m 20m

HAUS FRAME

PROJECT INFORMATION

12 Wren Close,
RG41 3YT

STATUS

SHEET

Proposed Site Plan

CLIENT

Mr A and S Cheung

DATE

30.04.2026

DRAWING NUMBER

AC_007

SCALE (@ A3)

1 : 200

REV

VA

DRAWN BY

NOTES
ALL DRAWINGS TO BE PRINTED AT 100% SCALE.
DO NOT FIT TO PRINTER MARGINS WHEN PRINTING.

1. This drawing is copyright of HAUS Frame Architects & Designers. Reproduction is only to take place with written authority.
2. These plans are subject to Planning & Building Regulation Approval or any other statute in law before building work commences.
3. Any structural work where mentioned on this drawing is subject to a qualified structural and civil engineer calculations before building work commences.
4. These drawings are intended for Building Control purposes only, drawings marked preliminary have not been approved by Building Control. Construction drawings can be supplied separately.
5. Only Local Authority Planning Departments may scale dimensions from the drawings.
6. All dimensions to be checked on site by contractor prior to commencement of work, or the placement of any orders. Any discrepancies are to be brought to the attention of HAUS Frame Architects & Designers for rectification.
7. All boundaries are assumed. To be confirmed on site before building work commences.

HAUS FRAME
ARCHITECTS & DESIGNERS

a. 6 Simmonds Close
Bracknell
RG42 1FL

m. 07400022422

e. valentina.antoniuc@hausframe.com
w.www.hausframe.com

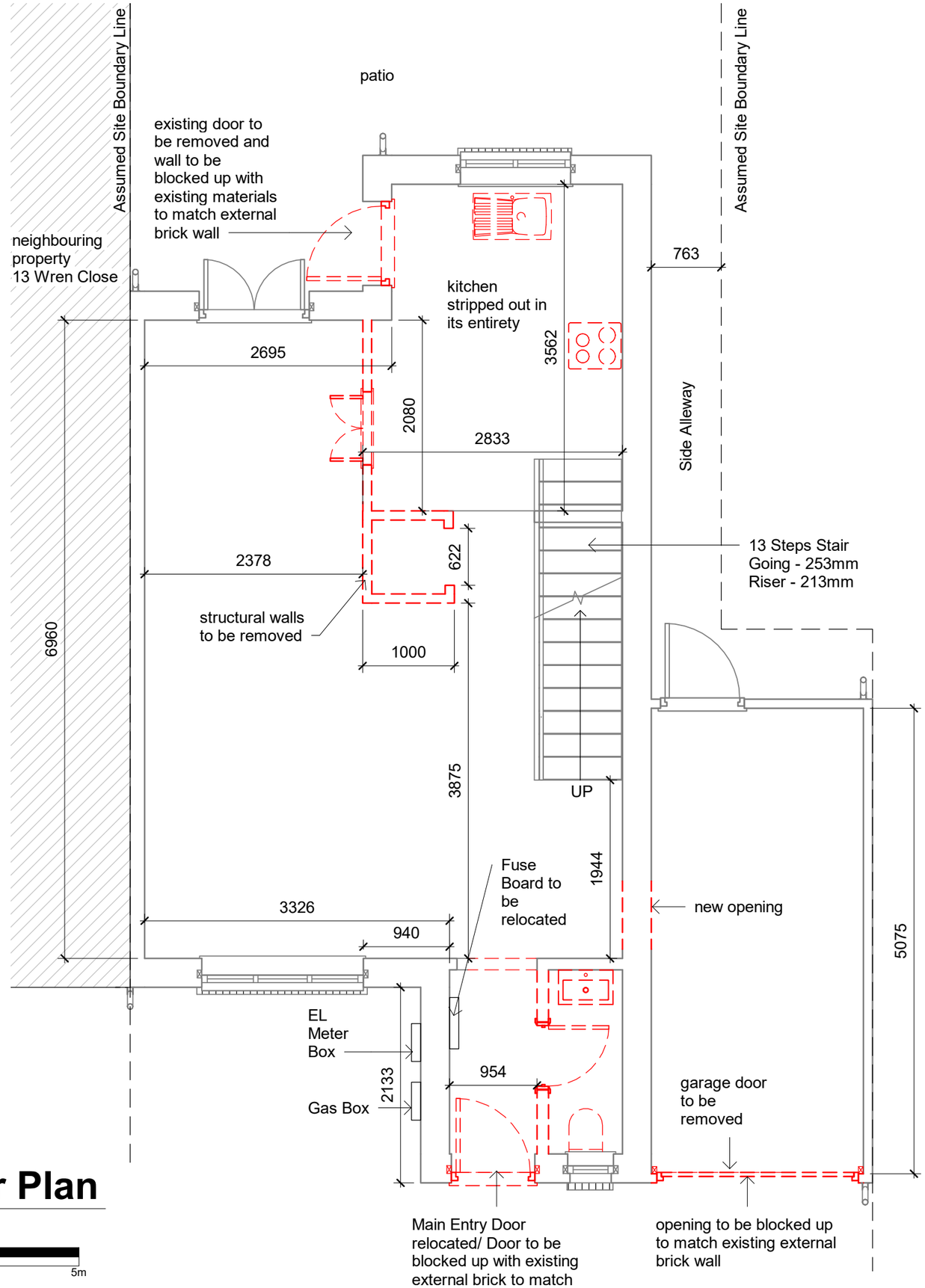

Demo Ground Floor Plan

1 : 50

1m 5m

HAUS FRAME

PROJECT INFORMATION

12 Wren Close,
RG41 3YT

STATUS

SHEET

Proposed Demo GF

CLIENT

Mr A and S Cheung

DATE

30.04.2026

DRAWING NUMBER

AC_008

SCALE (@ A3)

1 : 50

REV

VA

DRAWN BY

NOTES
ALL DRAWINGS TO BE PRINTED AT 100% SCALE.
DO NOT FIT TO PRINTER MARGINS WHEN PRINTING.

1. This drawing is copyright of HAUS Frame Architects & Designers. Reproduction is only to take place with written authority.
2. These plans are subject to Planning & Building Regulation Approval or any other statute in law before building work commences.
3. Any structural work where mentioned on this drawing is subject to a qualified structural and civil engineer calculations before building work commences.
4. These drawings are intended for Building Control purposes only, drawings marked preliminary have not been approved by Building Control. Construction drawings can be supplied separately.
5. Only Local Authority Planning Departments may scale dimensions from the drawings.
6. All dimensions to be checked on site by contractor prior to commencement of work, or the placement of any orders. Any discrepancies are to be brought to the attention of HAUS Frame Architects & Designers for rectification.
7. All boundaries are assumed. To be confirmed on site before building work commences.

HAUS FRAME
ARCHITECTS & DESIGNERS

a. 6 Simmonds Close
Bracknell
RG42 1FL

m. 07400022422

e. valentina.antoniuc@hausframe.com
w.www.hausframe.com

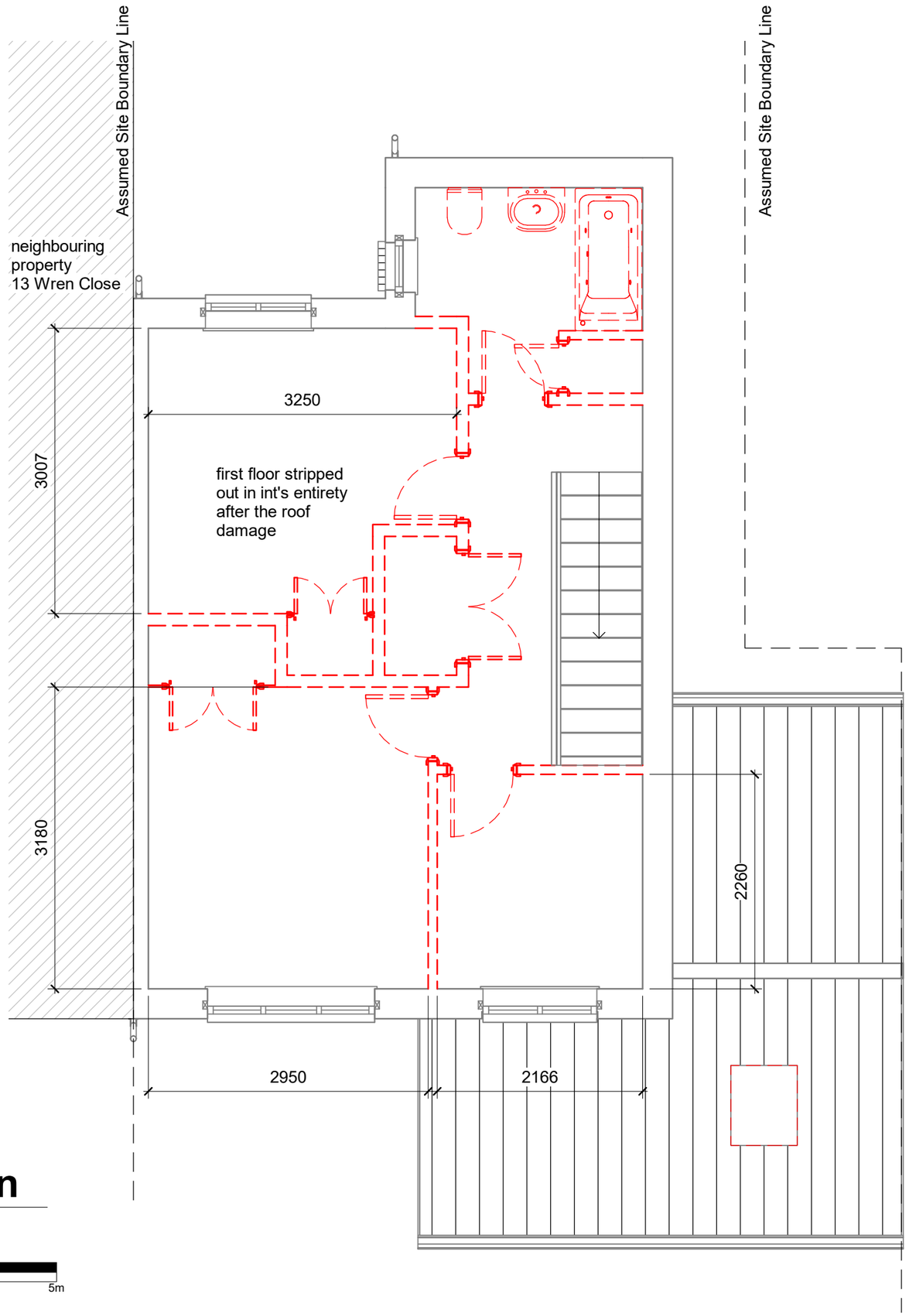

Demo First Floor Plan

1 : 50

1m 5m

HAUS FRAME

PROJECT INFORMATION

12 Wren Close,
RG41 3YT

STATUS

SHEET

Proposed Demo FF

CLIENT

Mr A and S Cheung

DATE

30.04.2026

DRAWING NUMBER

AC_009

SCALE (@ A3)

1 : 50

REV

VA

DRAWN BY

NOTES
ALL DRAWINGS TO BE PRINTED AT 100% SCALE.
DO NOT FIT TO PRINTER MARGINS WHEN PRINTING.

1. This drawing is copyright of HAUS Frame Architects & Designers. Reproduction is only to take place with written authority.
2. These plans are subject to Planning & Building Regulation Approval or any other statute in law before building work commences.
3. Any structural work where mentioned on this drawing is subject to a qualified structural and civil engineer calculations before building work commences.
4. These drawings are intended for Building Control purposes only, drawings marked preliminary have not been approved by Building Control. Construction drawings can be supplied separately.
5. Only Local Authority Planning Departments may scale dimensions from the drawings.
6. All dimensions to be checked on site by contractor prior to commencement of work, or the placement of any orders. Any discrepancies are to be brought to the attention of HAUS Frame Architects & Designers for rectification.
7. All boundaries are assumed. To be confirmed on site before building work commences.

HAUS FRAME
ARCHITECTS & DESIGNERS

a. 6 Simmonds Close
Bracknell
RG42 1FL

m. 07400022422

e. valentina.antoniuc@hausframe.com
w.www.hausframe.com

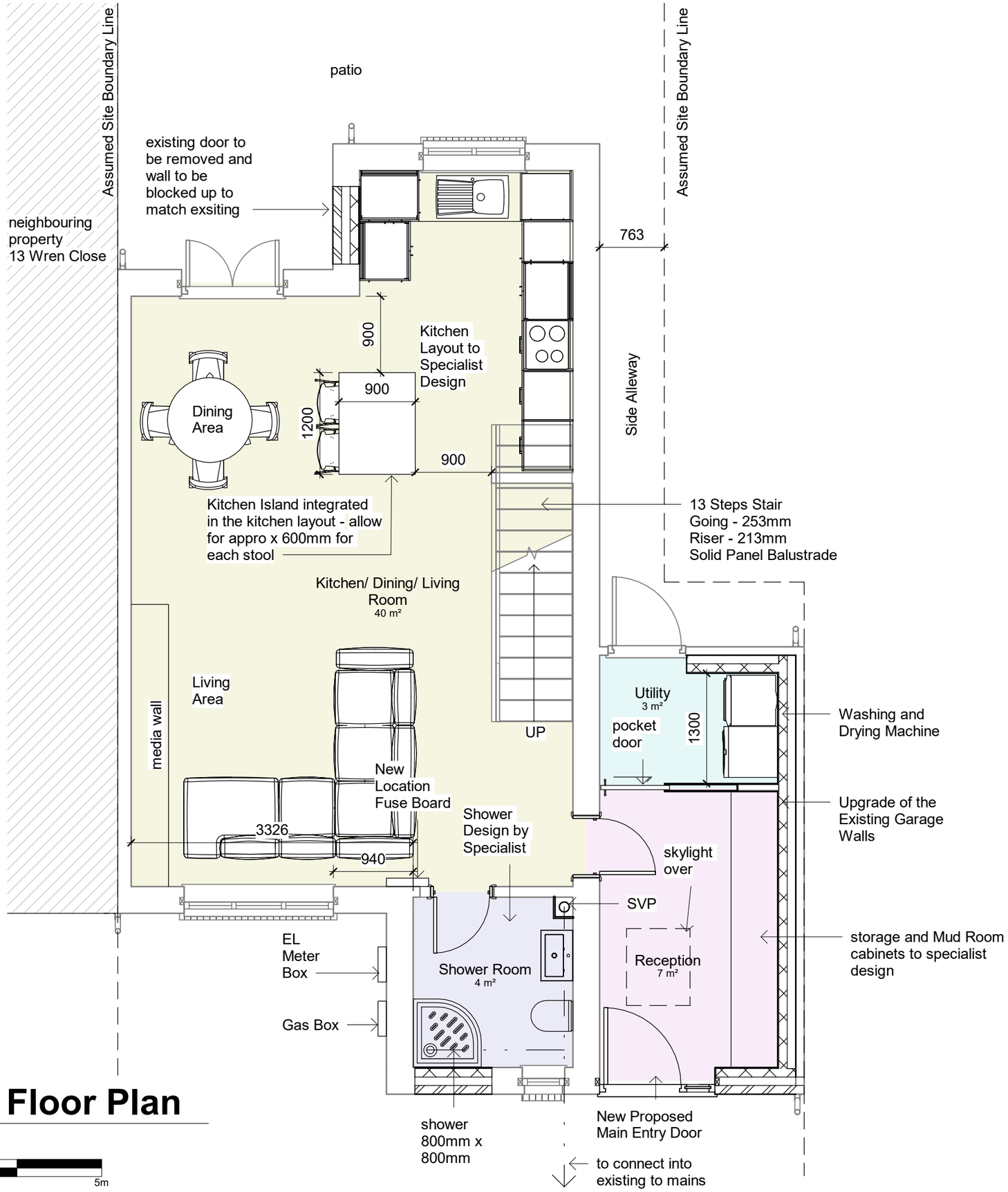

Room Spec

- Kitchen/ Dining/ Living Room
- Reception
- Shower Room
- Utility

Proposed Ground Floor Plan

1 : 50

1m 5m

HAUS FRAME

PROJECT INFORMATION

12 Wren Close,
RG41 3YT

STATUS

SHEET

Proposed Ground Floor Plan

CLIENT

Mr A and S Cheung

DATE

30.04.2026

DRAWING NUMBER

AC_010

SCALE (@ A3)

1 : 50

REV

VA

DRAWN BY

NOTES
ALL DRAWINGS TO BE PRINTED AT 100% SCALE.
DO NOT FIT TO PRINTER MARGINS WHEN PRINTING.

1. This drawing is copyright of HAUS Frame Architects & Designers. Reproduction is only to take place with written authority.
2. These plans are subject to Planning & Building Regulation Approval or any other statute in law before building work commences.
3. Any structural work where mentioned on this drawing is subject to a qualified structural and civil engineer calculations before building work commences.
4. These drawings are intended for Building Control purposes only, drawings marked preliminary have not been approved by Building Control. Construction drawings can be supplied separately.
5. Only Local Authority Planning Departments may scale dimensions from the drawings.
6. All dimensions to be checked on site by contractor prior to commencement of work, or the placement of any orders. Any discrepancies are to be brought to the attention of HAUS Frame Architects & Designers for rectification.
7. All boundaries are assumed. To be confirmed on site before building work commences.

HAUS FRAME
ARCHITECTS & DESIGNERS

a. 6 Simmonds Close
Bracknell
RG42 1FL

m. 07400022422

e. valentina.antoniuc@hausframe.com
w.www.hausframe.com

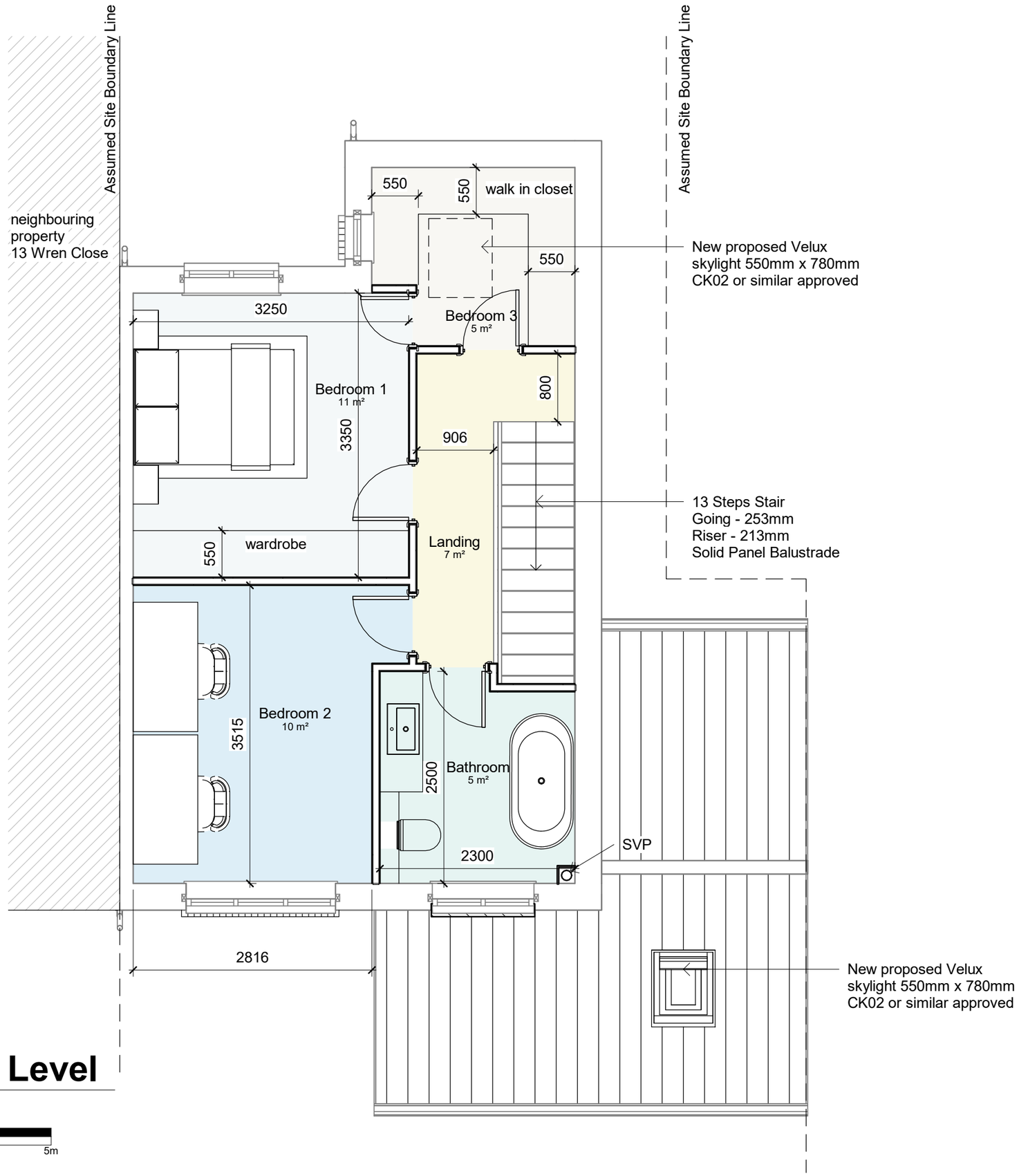

Room Spec

- Bathroom
- Bedroom 1
- Bedroom 2
- Bedroom 3
- Landing
- Reception
- Shower Room
- Utility

Proposed First Floor Level

1 : 50

1m 5m

HAUS FRAME

PROJECT INFORMATION

12 Wren Close,
RG41 3YT

STATUS

SHEET

Proposed First Floor Plan

CLIENT

Mr A and S Cheung

DATE

30.04.2026

DRAWING NUMBER

AC_011

SCALE (@ A3)

1 : 50

REV

VA

DRAWN BY

NOTES
ALL DRAWINGS TO BE PRINTED AT 100% SCALE.
DO NOT FIT TO PRINTER MARGINS WHEN PRINTING.

1. This drawing is copyright of HAUS Frame Architects & Designers. Reproduction is only to take place with written authority.

2. These plans are subject to Planning & Building Regulation Approval or any other statute in law before building work commences.
3. Any structural work where mentioned on this drawing is subject to a qualified structural and civil engineer calculations before building work commences.
4. These drawings are intended for Building Control purposes only, drawings marked preliminary have not been approved by Building Control. Construction drawings can be supplied separately.
5. Only Local Authority Planning Departments may scale dimensions from the drawings.
6. All dimensions to be checked on site by contractor prior to commencement of work, or the placement of any orders. Any discrepancies are to be brought to the attention of HAUS Frame Architects & Designers for rectification.
7. All boundaries are assumed. To be confirmed on site before building work commences.

HAUS FRAME
ARCHITECTS & DESIGNERS

a. 6 Simmonds Close
Bracknell
RG42 1FL

m. 07400022422

e. valentina.antoniuc@hausframe.com
w.www.hausframe.com

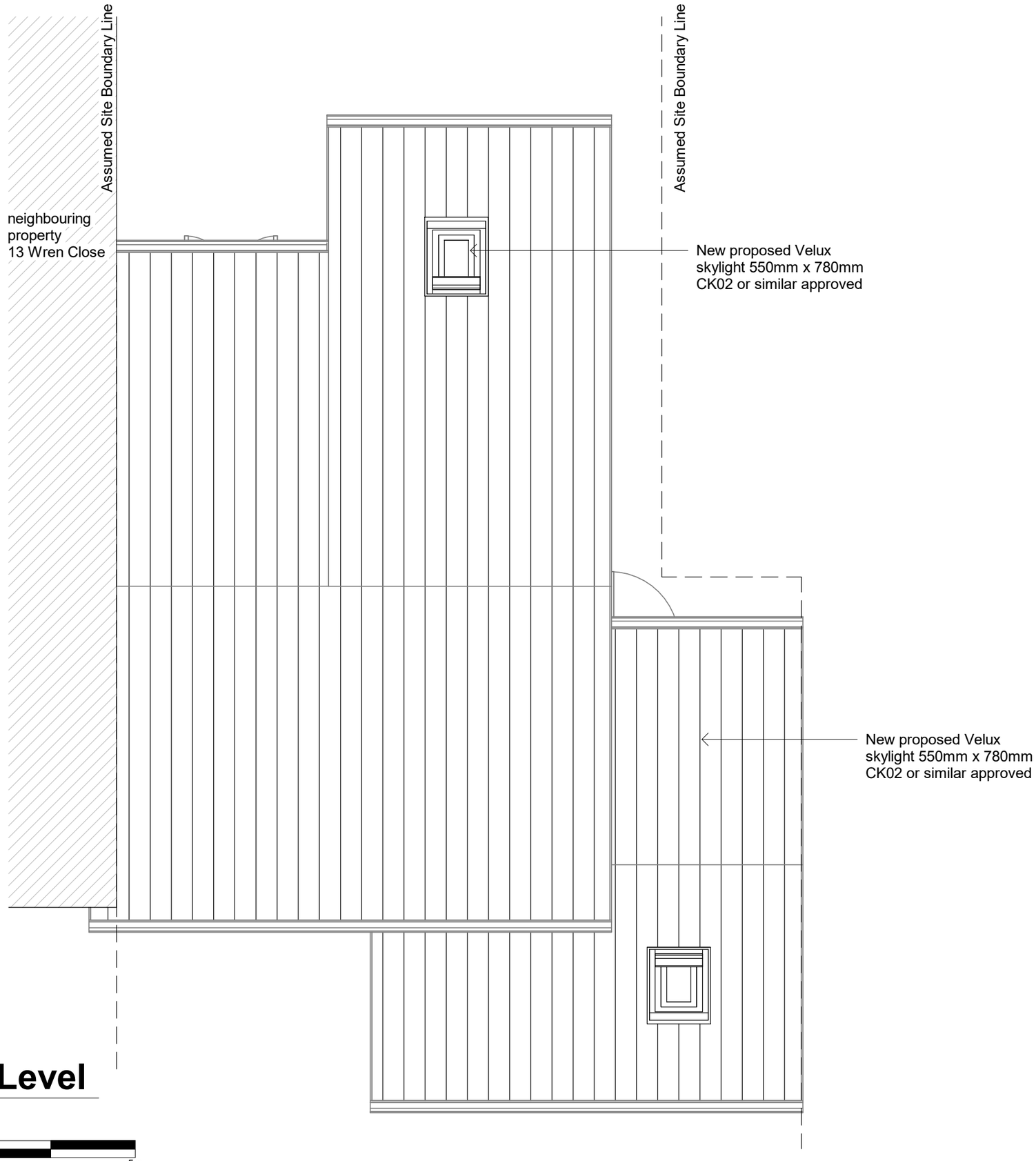

Proposed Roof Level

1 : 50

1m 5m

HAUS FRAME

PROJECT INFORMATION

12 Wren Close,
RG41 3YT

STATUS

SHEET

Proposed Roof Plan

CLIENT

Mr A and S Cheung

DATE

30.04.2026

DRAWING NUMBER

AC_012

SCALE (@ A3)

1 : 50

REV

VA

DRAWN BY

NOTES
ALL DRAWINGS TO BE PRINTED AT 100% SCALE.
DO NOT FIT TO PRINTER MARGINS WHEN PRINTING.

1. This drawing is copyright of HAUS Frame Architects & Designers. Reproduction is only to take place with written authority.
2. These plans are subject to Planning & Building Regulation Approval or any other statute in law before building work commences.
3. Any structural work where mentioned on this drawing is subject to a qualified structural and civil engineer calculations before building work commences.
4. These drawings are intended for Building Control purposes only, drawings marked preliminary have not been approved by Building Control. Construction drawings can be supplied separately.
5. Only Local Authority Planning Departments may scale dimensions from the drawings.
6. All dimensions to be checked on site by contractor prior to commencement of work, or the placement of any orders. Any discrepancies are to be brought to the attention of HAUS Frame Architects & Designers for rectification.
7. All boundaries are assumed. To be confirmed on site before building work commences.

HAUS FRAME
ARCHITECTS & DESIGNERS

a. 6 Simmonds Close
Bracknell
RG42 1FL

m. 07400022422

e. valentina.antoniuc@hausframe.com
w.www.hausframe.com

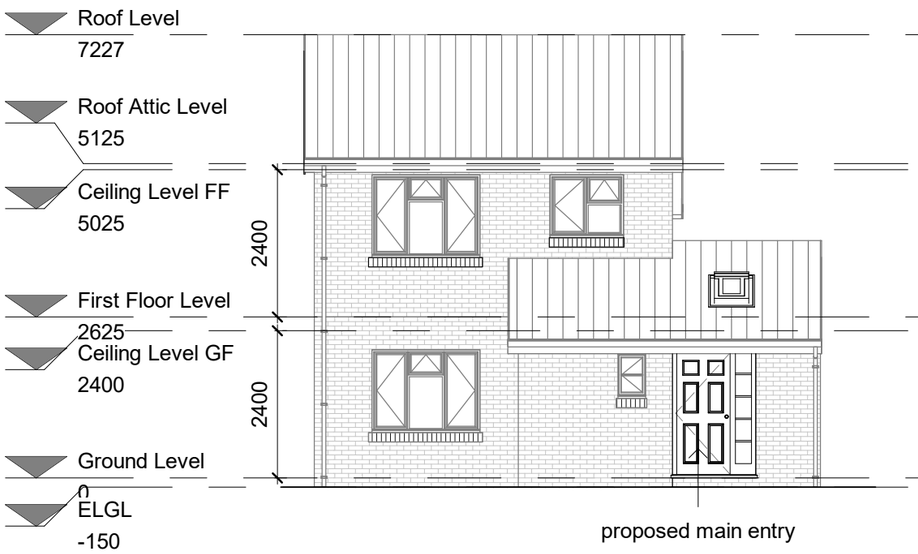

Proposed Front Elevation

1 : 100

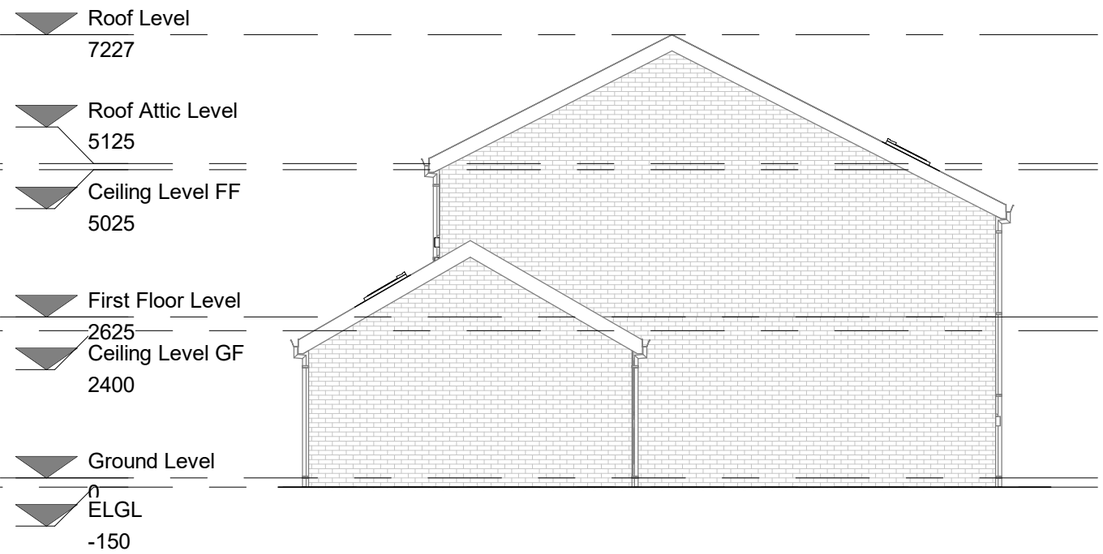

Proposed Side North Elevation

1 : 100

Proposed Rear Elevation

1 : 100

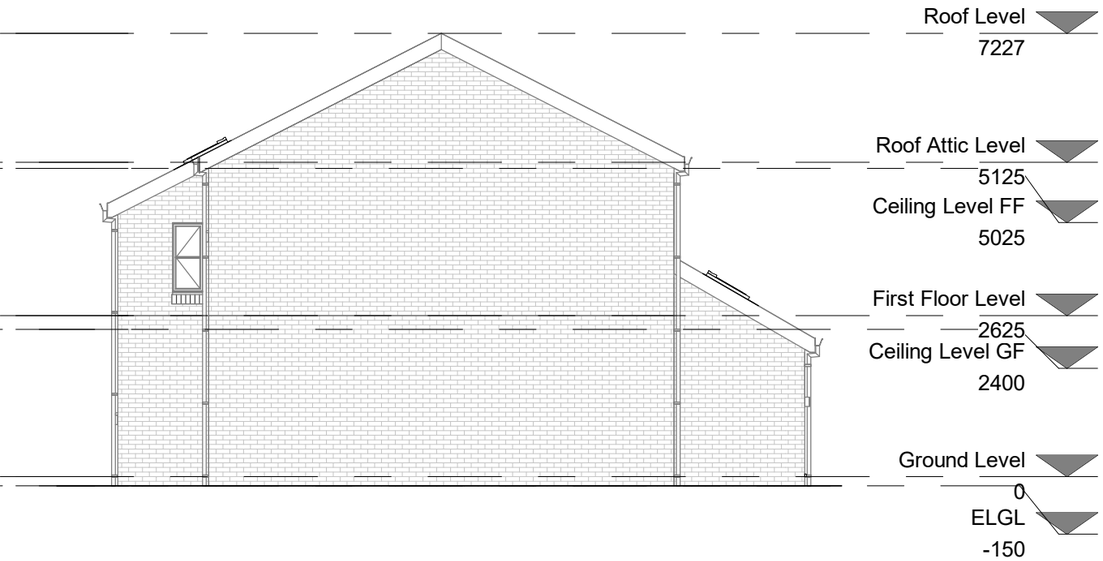

Proposed Side South Elevation

1 : 100

HAUS FRAME

PROJECT INFORMATION

12 Wren Close,
RG41 3YT

STATUS

SHEET

Proposed Elevations

CLIENT

Mr A and S Cheung

DATE

30.04.2026

DRAWING NUMBER

AC_013

SCALE (@ A3)

1 : 100

REV

VA

DRAWN BY

NOTES
ALL DRAWINGS TO BE PRINTED AT 100% SCALE.
DO NOT FIT TO PRINTER MARGINS WHEN PRINTING.

1. This drawing is copyright of HAUS Frame Architects & Designers. Reproduction is only to take place with written authority.
2. These plans are subject to Planning & Building Regulation Approval or any other statute in law before building work commences.
3. Any structural work where mentioned on this drawing is subject to a qualified structural and civil engineer calculations before building work commences.
4. These drawings are intended for Building Control purposes only, drawings marked preliminary have not been approved by Building Control. Construction drawings can be supplied separately.
5. Only Local Authority Planning Departments may scale dimensions from the drawings.
6. All dimensions to be checked on site by contractor prior to commencement of work, or the placement of any orders. Any discrepancies are to be brought to the attention of HAUS Frame Architects & Designers for rectification.
7. All boundaries are assumed. To be confirmed on site before building work commences.

HAUS FRAME
ARCHITECTS & DESIGNERS

a. 6 Simmonds Close
Bracknell
RG42 1FL

m. 07400022422

e. valentina.antoniuc@hausframe.com
w.www.hausframe.com

Existing Front View

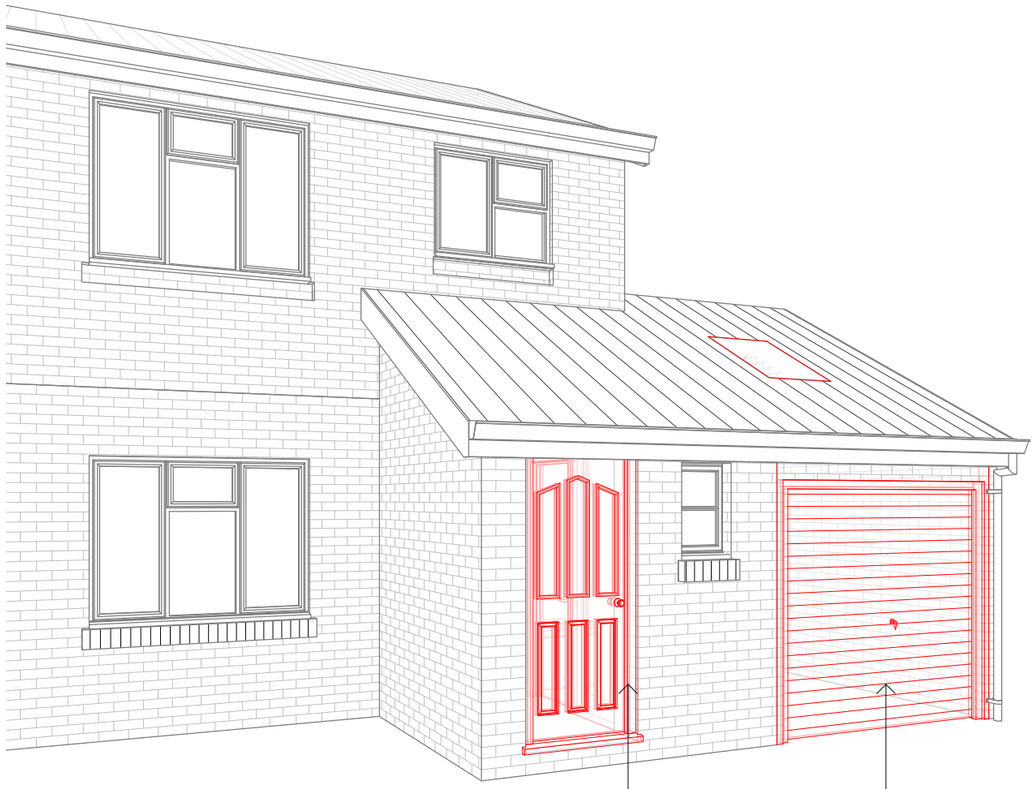

Demo Front View

existing entry door to be removed and wall blocked up

existing garage door to be removed and replaced with single front door

Proposed Front Main Entry Door

Proposed Front View

HAUS FRAME

PROJECT INFORMATION

12 Wren Close,
RG41 3YT

STATUS

SHEET

Proposed Front Isometric Views

CLIENT

Mr A and S Cheung

DATE

30.04.2026

DRAWING NUMBER

AC_014

SCALE (@ A3)

REV

VA

DRAWN BY

NOTES
ALL DRAWINGS TO BE PRINTED AT 100% SCALE.
DO NOT FIT TO PRINTER MARGINS WHEN PRINTING.

1. This drawing is copyright of HAUS Frame Architects & Designers. Reproduction is only to take place with written authority.

2. These plans are subject to Planning & Building Regulation Approval or any other statute in law before building work commences.
3. Any structural work where mentioned on this drawing is subject to a qualified structural and civil engineer calculations before building work commences.
4. These drawings are intended for Building Control purposes only, drawings marked preliminary have not been approved by Building Control. Construction drawings can be supplied separately.
5. Only Local Authority Planning Departments may scale dimensions from the drawings.
6. All dimensions to be checked on site by contractor prior to commencement of work, or the placement of any orders. Any discrepancies are to be brought to the attention of HAUS Frame Architects & Designers for rectification.
7. All boundaries are assumed. To be confirmed on site before building work commences.

HAUS FRAME
ARCHITECTS & DESIGNERS

a. 6 Simmonds Close
Bracknell
RG42 1FL

m. 07400022422

e. valentina.antoniuc@hausframe.com
w.www.hausframe.com

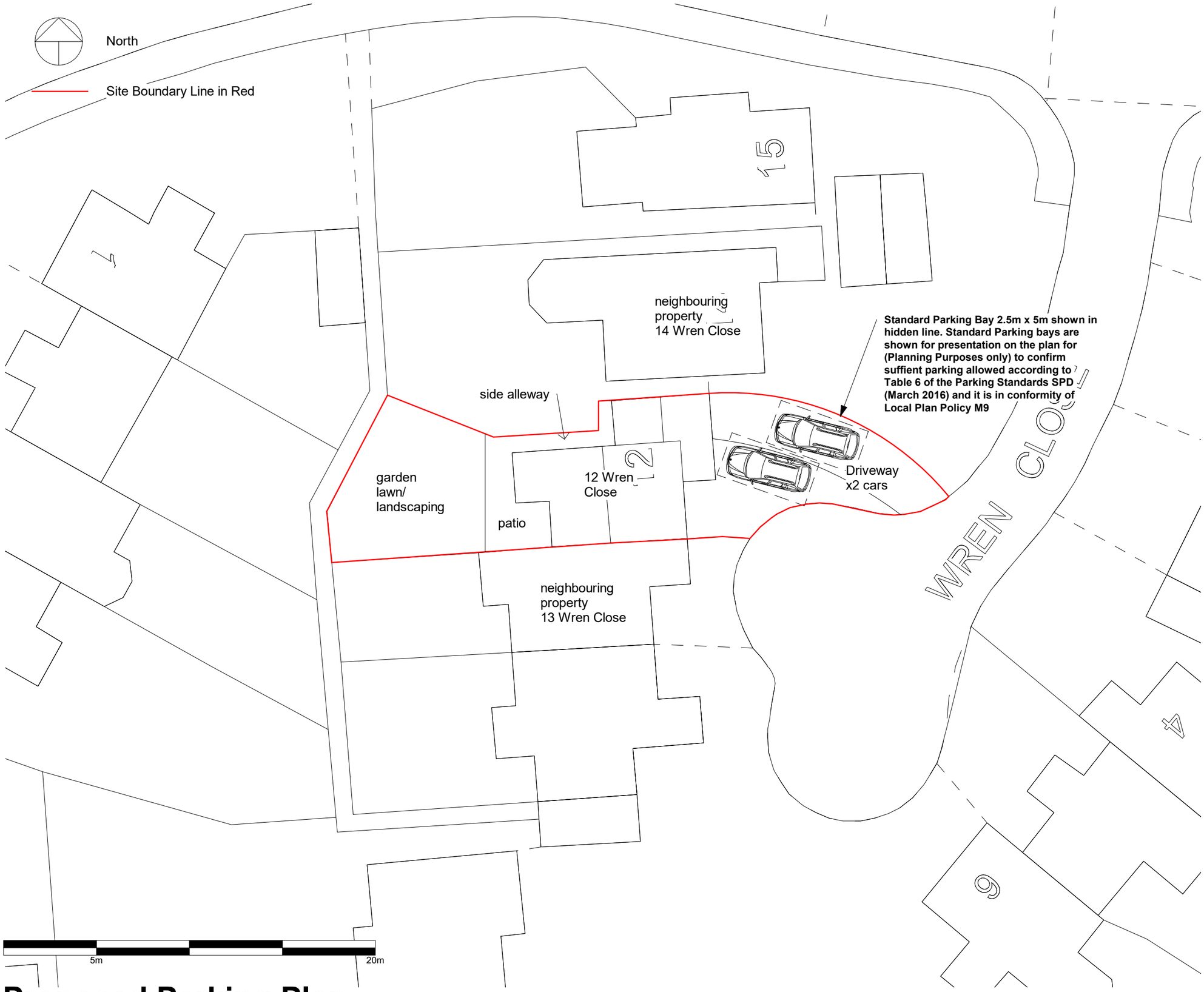

Proposed Parking Plan

1 : 200

HAUS FRAME

PROJECT INFORMATION

12 Wren Close,
RG41 3YT

STATUS

SHEET

Proposed Parking Plan

CLIENT

Mr A and S Cheung

DATE

30.04.2026

DRAWING NUMBER

AC_015

SCALE (@ A3)

1 : 200

REV

VA

DRAWN BY

NOTES
ALL DRAWINGS TO BE PRINTED AT 100% SCALE.
DO NOT FIT TO PRINTER MARGINS WHEN PRINTING.

1. This drawing is copyright of HAUS Frame Architects & Designers. Reproduction is only to take place with written authority.
2. These plans are subject to Planning & Building Regulation Approval or any other statute in law before building work commences.
3. Any structural work where mentioned on this drawing is subject to a qualified structural and civil engineer calculations before building work commences.
4. These drawings are intended for Building Control purposes only, drawings marked preliminary have not been approved by Building Control. Construction drawings can be supplied separately.
5. Only Local Authority Planning Departments may scale dimensions from the drawings.
6. All dimensions to be checked on site by contractor prior to commencement of work, or the placement of any orders. Any discrepancies are to be brought to the attention of HAUS Frame Architects & Designers for rectification.
7. All boundaries are assumed. To be confirmed on site before building work commences.

HAUS FRAME
ARCHITECTS & DESIGNERS

a. 6 Simmonds Close
Bracknell
RG42 1FL

m. 07400022422

e. valentina.antoniuc@hausframe.com
w.www.hausframe.com