Construction Environmental Management Plan

Spencer Wood Solar Farm,
Land North Of Sheepbridge Court Farm,
Basingstoke Road, Swallowfield, RG7 1PT

Planning permission: 232653
Planning Condition: 9

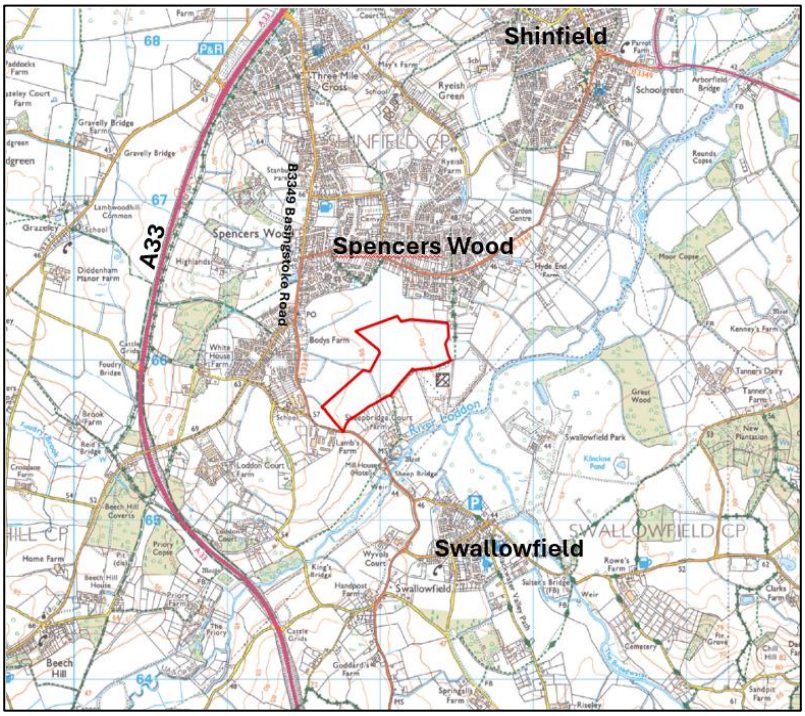

+44 7498927889
j.jenkison@greentech.energy
www.greentech.energy

CONTENTS

DOCUMENT INFORMATION & CONTROL 1
Information 1
Control 1
1. Introduction 2
2. Scope of thIS CEMP 3
3 Construction Risk and Management 3
3.1 Construction Risk and Management 3
3.3 Project Ecologist/Ecological Clerk of Works 4
3.4 Pre-Construction Ecology and Wildlife Surveys 5
3.12 Pond, Watercourse, tree and Hedgerow protection 6
3.15 Construction Protection Measures 7
3.17 Air Quality/Dust/Dirt/Mud Control 7
3.19 Soil and Water Protection Measures 8
3.23 Waste 8
3.28 Site Manager and Local Community Responsibility 10
3.29 Construction Compound 10
4. Construction Traffic Management 10
Appendix 1: Staff Travel Plan
Appendix 2: Temporary Construction Compound Layout
Appendix 3: Construction Entrance Arrangement
Appendix 4: Reasonable Avoidance Measures for Reptiles & Amphibians
Appendix 5: Reasonable Avoidance Measures for Ground Nesting Birds

DOCUMENT INFORMATION & CONTROL

INFORMATION

GTPUK/Our Project Reference	2021-0085_Spencers Wood Solar Farm
Local Planning Authority:	Wokingham Council
Local Planning Authority Reference:	232653
Planning Condition:	9

CONTROL

Date	Version	Author	Reviewer	Notes
14/09/ 2025	1	JJ	JJ	
05/12/2025	2	JJ	JJ	Construction compound and HGV manoeuvring details. Staff Travel Plan. RAM's for GCN.
02/02/2026	3	JJ	JJ	Revised construction compound and HGV manoeuvring details. RAM's for GCN, reptiles & Birds.
14/04/2026	4	JJ	JJ	

1. INTRODUCTION

1.1 This Construction Environmental Management Plan (CEMP) sets out the construction practices and environmental protection measures for the development of a solar farm at Land North Of Sheepbridge Court Farm, Basingstoke Road, Swallowfield, RG7 1PT. It describes the construction and environmental protection practices that are proposed for the period of construction activities at the site and has been produced as per the requirements of Condition 9 attached to planning permission 232653.

1.2 There are no sensitive sites such as SSSI's, Ramsar or nationally designated wildlife or nature conservation sites near to the solar farm site. The River Lodden, west of Basingstoke Road is the nearest SSSI. The site comprises fields surrounded by other fields in a relatively level landscape gently sloping downwards to the south and east. The site does not adjoin any waterways and does not drain into the River Lodden. The south-western field has ditches along the east, south and west boundaries and there is one small pond at the extreme south-west corner of the site. These can be dry during the summer period. Adjacent to the south-east is an existing solar farm. The south-west field includes hedgerows with trees along the south and west boundaries. The north perimeter of the site comprises managed hedgerows. There is a belt of trees to the north-east of the site, with the remainder of the east boundary open. There is a concrete track south of the east field, lined with manure heaps and the outside storage of farm equipment. A public rights of way (footpath only) extends along the south boundary (refer Figure 1 below).

1.3 The approved site layout plan with approved access is shown in Figure 1 below:

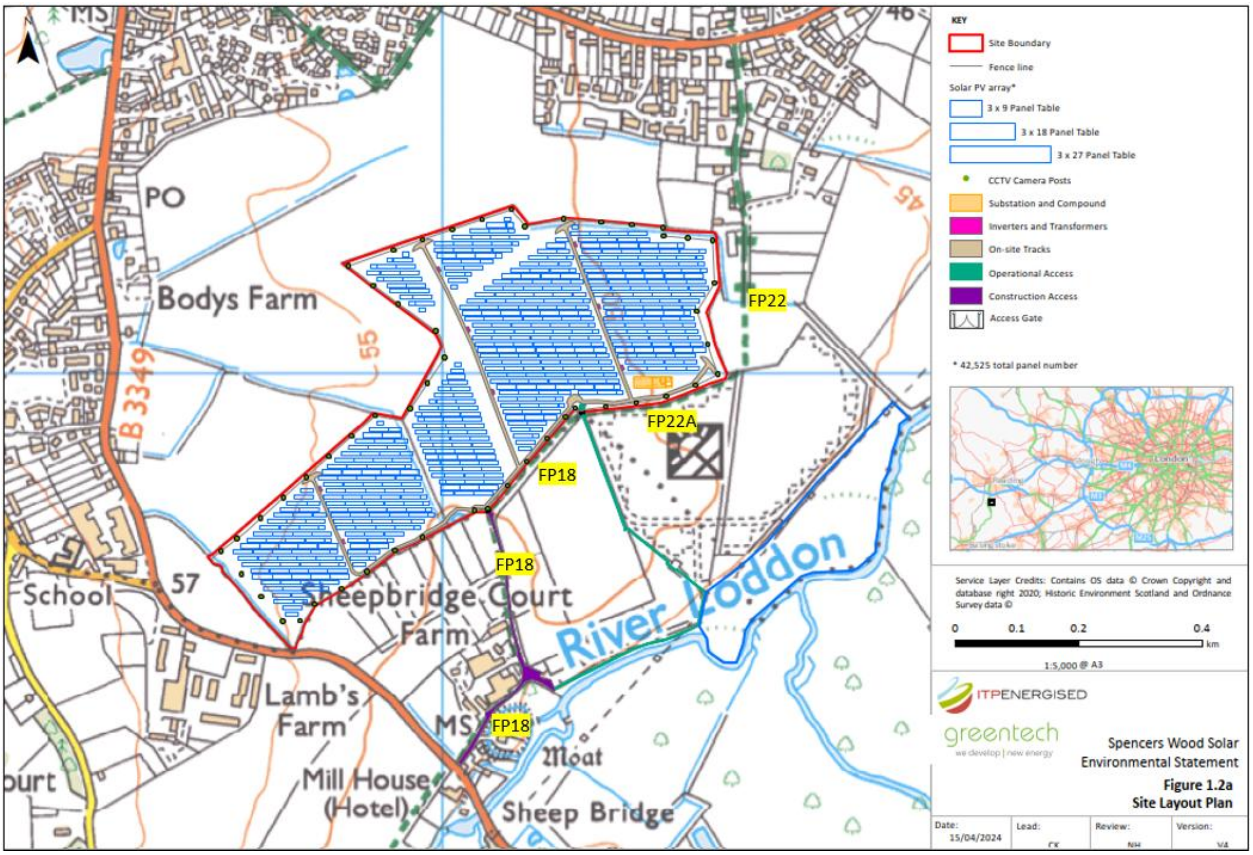

Figure 1: Site Layout Plan

2. SCOPE OF THIS CEMP

2.1 This Construction Environmental Management Plan (CEMP) has been prepared to address the construction, environmental and transport issues associated with the construction of a solar farm at land at Spencers Wood Solar Farm, Land North Of Sheepbridge Court Farm, Basingstoke Road, Swallowfield, RG7 1PT, including:

- Safety and Security
- Noise
- Air Quality
- Dust suppression
- Ecology
- Water Pollution
- Construction Traffic Management
- Working hours

2.2 The principal objective of the CEMP is to ensure delivery of the environmental commitments and requirements of the project thereby reducing the environmental effects. The CEMP will be monitored regularly throughout the duration of the works to ensure best practice is followed. All site personnel will be responsible for the effective implementation of the CEMP in accordance with Construction Industry Training Board Document GE700E Construction Site Safety E: Environment to ensure that no environmental incidents occur.

2.3 The CEMP aims to implement procedures to:

- Ensure emissions of dust and other pollutants including odour are minimised and that best practice is used to avoid the creation of a statutory nuisance thereby reducing risks to human health and avoiding unnecessary effects on sensitive habitats.
- Carry out construction activities in a manner that avoids unnecessary effects on surrounding habitats and species.
- Comply with relevant statutory provisions with regard to local hydrology in order to protect both habitat and to avoid unacceptable adverse effects.
- Undertake construction works to minimise disturbance to the landscape in order to protect the existing landscape elements such as soil, woodland, trees, hedges, grassland and other habitat.

3. CONSTRUCTION RISK & MANAGEMENT

3.1 The construction of solar farms is a straight forward assembly process and does not require heavy or large machinery for digging or concrete mixing/pouring, does not require the installation of large structures with the assistance of large machinery and does not generate dust, fumes or discharges to land, air or water. Instead, a set of methodical minimal impact sequences are followed, starting with setting out (small flags being placed where piles are to be driven) and installation of perimeter deer fencing and silt fencing (set 5-10 metres back from boundary hedgerows, making the site secure and creating a physical barrier to prevent work near to boundaries and water features) followed by establishment of a stone construction compound and tracks. At all stages of the process, material is first delivered to the construction compound and unloaded. Telehandlers then take material into the fields and place it along the rows ready for assembly/installation. This process is designed to ensure low impacts on the land. Furthermore, work activity will normally only take place in any particular location of the site over a short period as work for each installation activity moves sequentially across the site.

3.2 The project has sought to design out risk by ensuring structures are placed away from sensitive areas and hedgerows/trees and by ensuring that no hedgerow or tree removal is required. Risks will be reduced, firstly, by appointing a Project Ecologist to co-ordinate pre-work surveys, provide toolbox talks to construction staff and ensuring protection measures are put in place in sensitive locations. Risks will also be reduced by sequencing work to minimise impacts on the environment and risks of impacts. For example, by installing perimeter deer fencing first and setting it back from boundaries ensures that it will act as a physical barrier between work areas and boundaries from the outset around the entire site. By installing the stone tracks and compound next, delivery of material to the sites will not be on unprotected ground and distribution of materials across the site can be focussed on movement along the tracks to minimise impacts on ground and ensuring organised routing to minimise disturbance site wide.

Efficient sequential work practices will be undetaken to minimise the impact of work activity.

Project Ecologist/Ecological Clerk of Works

3.3 An ecology practice with all appropriate qualifications, licenses and Membership of the Chartered Institute of Ecology and Environmental Management will be retained as the Project Ecologist/Ecological Clerk of Works to ensure that construction activities do not harm protected species or their habitats and to ensure compliance with the Wildlife and Countryside Act 1981 (as amended) and the Conservation of Habitat and Species Regulation 2010 (as amended). The Project ecologist/ECoW will give a toolbox talk (including distribution of work practice material) to construction staff and field management staff at the start of construction activity to make them aware of the risk of reptiles, nesting birds and mammals being present, describe any precautionary working methods required and the process to follow if any are found in the works. The main staff meeting/amenity room will have a notice board that will include guidance (with photographs) in relation to protected species, including how to minimise disturbance, Reasonable Avoidance Measures to be undertaken and the contact details of the Project Ecologist. Thereafter, the Project ecologist will remain on-call and weekly conference calls will be held, with site visits undertaken where necessary.;

Example of Staff notice board displaying photographic evidence and description of protected species, explaining Reasonable Avoidance Measures and the contact details of the Project Ecologist.

Pre-Construction Ecology and Wildlife Surveys

3.4 Prior to construction work activity commencing on the site bird and badger surveys will be undertaken within 48 hours of projected work start by the Project Ecologist/ECoW. The Project Ecologist/ECoW will report on their findings to the Site manage within 24 hours to advise of their findings and advise of any protection measures that may be required. The measures will be implemented prior to work commencing on site and adhered to thereafter. This may include, for example, sectioning of areas and installing weatherproof wooden post mounted signs directing staff not to operate within the zone or how to proceed within the zone. Where necessary, a license will be obtained to relocate any nest by the Project Ecologist in accordance with the license.

Birds

3.5 Site assembly activities and ground preparation works will be undertaken outside of the breeding bird season (March to August inclusive), where possible. Where this cannot be achieved, a pre-construction survey for nesting birds will be undertaken by the Project Ecologist/ECoW prior to the commencement of work. The Project Ecologist/ECoW will be responsible for and advising (with a written document) of any Reasonable Avoidance Measures to be adhered to. The project manager and site manager will be responsible for ensuring adherence to these measures and the measures will be discussed in the pre-construction toolbox talk by the Project Ecologist/ECoW.

Badgers

3.6 As precautionary measure, a pre-construction badger survey will also be undertaken by the Project Ecologist/ECoW prior to work starting on the site. Should a badger sett be identified then an area around the sett with a perimeter of 30 metres will be marked out, and a weatherproof wooden post mounted sign erected directing staff not to operate within the zone. If the sett is located where installation work is required then an appropriate license will be obtained to close the original sett and relocate/rebuild the sett within the field boundaries, with work undertaken under the supervision of the Project Ecologist/ECoW.

3.7 Any ground excavations during the construction phase will be covered overnight or fitted with a means of escape suitable for badgers and other mammals that may become trapped. All construction materials will also be stored in secured compounds or raised off the ground in accordance with GE700E. Additionally, the proposed deer fencing will include mammal gates at 100 metre intervals to enable free mammal passage and appropriate additional measures installed as set out in the approved details of Condition 18.

Bats

3.8 The proposal does not include removal or work to hedgerows and trees or their margins and maximising the setback of the fence (particularly at the north-east and south-west sections of the site where trees are present) will minimise any potential impact on foraging habitat. Construction activity will only be undertaken during daylight hours and no external lighting will therefore be required.

Amphibians & Reptiles

3.9 The small pond within the site tested negative for GCN and becomes dry. The PEA also concluded that other amphibians are unlikely to be present and recommended no action. The perimeter deer fence will be set at least 5 metres from hedgerows, and greater distances in locations where the ditches and pond are located. Temporary silt fencing will be placed along the bottom of the fence along the south boundary to discourage amphibians and reptiles from entering the working area. Temporary silt fencing will also be placed along both sides of hedgerow H11 and the drain on its west side, with a 10 metre setback, prior to the start of work as a precautionary measure.

3.10 The grass strips along the field headlands (margins) currently have a low sward and will continue to be regularly mown and kept short in the lead up to the construction start to reduce the suitability of the grassland for reptiles and encourage dispersal into adjacent habitats.

3.11 The Project Ecologist/ECoW will undertake habitat surveys 3 weeks prior to construction start and this will include hand-searching of any suitable habitat piles present at the edges of the grassy field margins and surveying the ditches and pond.

Pond, Watercourse, Hedgerow and Tree Protection

3.12 The solar farm will be predominantly a lightweight assembly operation within the fields with no pressure to work or store materials or undertake excavations near the site boundaries, hedgerows, trees or pond. The perimeter security fencing for the solar farm will be installed prior to any further works taking place. A minimum buffer of 5 metres will be established between the perimeter fence and boundary hedgerows. Temporary silt fencing will then be placed along drains (10 metre setback) and at the base of the security fence at the south-west corner of Field 4 where the pond is located. At ground level, panels will be offset from the hedgerow and perimeter fencing. This is considered an appropriate buffer given the nature of solar development and their low impact construction methods. For example, material, such as framework and solar panels will be placed along each row where they are intended to be assembled and will therefore not be close to the site boundaries.

3.13 Development will be set away from internal hedgerows with a minimum buffer of 5 metres. Internal hedgerows and drainage ditches will be further protected through the installation of temporary silt barrier fencing. Prior to any construction activity taking place the Project Ecologist/ECoW will undertake relevant surveys as outlined and will inspect the silt barrier to ensure that it has been effectively installed. The surveys will be interrogated to update the Reasonable Avoidance Measures document prepared for the project to ensure compliance with the Wildlife and Countryside Act 1981 (as amended) and the Conservation of Habitat and Species Regulation 2010 (as amended). All contractor working on the site will be provided with a toolbox talk and will be required to comply with the RAM's document.

3.14 Trees adjoining the site will be protected in line with British Standards 5837:2012 Trees in Relation to Construction and the AMS approved for Condition 15. No construction activities, including storing plant, spoil or equipment will occur in Root Protection Zones or within 5 metres of any hedgerow. On completion of the permitter deer fencing the Project Arboriculturalist will undertake an inspection to ensure that the trees will be protected in accordance with BS 5837:2012 and the AMS.

Construction Protection Measures

3.15 Perimeter security fencing (comprising deer fencing and wooden posts) will be the first stage of work. The perimeter security fencing will be placed at least 5 metres away from boundary hedgerows and trees and will form a physical barrier to ensure construction staff do not encroach on land immediately adjacent to hedgerows, drains and the pond and are not tempted to store material next to hedgerows or trees. Temporary silt fencing will be placed along the base of the security fence along the south boundary and alongside H11, with a 10 metre setback.

Perimeter fencing will be installed as the first stage of work.

Example of silt fence/amphibian/reptile barrier to be installed alongside H11and at the base of the security fence along the south boundary.

3.16 The tracks will be installed as the next stage following installation of the fencing. Tipper lorries carrying the stones will be fitted with dust protection sheets and will proceed first to the construction compound following the existing hard surface track. From the construction compound tracks will be formed outwards from the compound in the approved locations. This will minimise the impact of track construction and ensure that the tipper lorries do not move across bare earth. The tracks will then be used as the first stage of any route by telehandlers distributing material around the site so as to minimise ground impact.

Air Quality/Dust/Dirt/Mud Control

3.17 The construction of solar farms is predominantly an assembly operation that does not result in materially significant dust disturbance. The perimeter security fencing and silt fencing will be installed at the outset, thus preventing subsequent construction activities from encroaching into the drains, pond or hedgerow zones. The next phase of work will involve the installation of the compound and approved tracks. The tipper lorries used for the formation of the construction compound and tracks will have the tipper box covered with dust protection sheets to reduce dust generation. Forming the tracks and compound first ensures that there is reduced risk of the wheels of delivery vehicles accumulating mud or dried dirt as they will not be moving on exposed ground. Pollution from dust arising from the temporary compound is not anticipated to be a significant issue as the activities likely to be undertaken in the compound (storage, deliveries, staff welfare, offices etc.) are unlikely to give rise to the rising of dust, particularly as the type of material to be stored are not dust producing (metal framework, solar panels, cable drums). However, should any activity take place which does create the potential for dust pollution this will be mitigated using water sprays to dampen down dusty materials/surfaces. The wheel wash facilities will also assist to prevent vehicles trailing dust/dirt/mud onto the public highway.

3.18 Hard bristle brooms and long handled scrapers will be retained on the site at the compound entrance to assist with wheel cleaning and sweeping any dirt or mud from delivery and other vehicles should it have accumulated on tyres. Wheel washing facilities in the form of a water bowser pressure washer will be provided at the compound entrance and which can also be used to dampen down the compound if required. All operatives exiting the site in HGVs or other large vehicles will be required to use the wheel cleaning facilities if/where dirt and mud have accumulated on the vehicle by cleaning the wheels and underside of the vehicle. Attendant personnel will ensure that, where necessary, vehicles are jet-washed to ensure that mud and debris are fully removed prior to the vehicle leaving the site. Signage will be maintained directing vehicle operatives to use the facilities and a cut off drain, silt traps, drip trays and absorbent mats or other appropriate methods will be maintained to ensure that any contaminants within wash water do not enter the environment or overflow onto neighbouring land.

Soil and Water Protection Measures

3.19 The existing site comprises of agricultural land and it is considered that there is low risk of existing ground contamination. Any ground contamination discovered during the construction phase will be reported to the Local Planning Authority, and specialist working methods will be agreed prior to the continuation of construction works. Tracks and the compound will be underlaid with geotextile membrane to prevent mixing of the sub-base with the soil.

3.20 The proposed development would have a relatively minimal impact on the existing ground conditions and would not require significant foundations or ground works. The proposal involves, predominantly, the assembly of Photovoltaic panels laid out in arrays running from east to west across the site. Each array will be mounted on simple metal frameworks. The framework will be driven into the soil and minor trench excavations will be required for the below ground cable infrastructure. Inverters/Transformers and DNO housing have small footprints and excavations for these will also be of a minor nature.

3.21 Where land is damaged or disturbed during construction, all exposed earth will be restored and re-seeded using the approved seed mix of the approved landscaping plan. Where excavations take place, topsoil will be separated from subsoil and re-laid within any trench immediately after cable lay down and re-seeded with the approved grass/wildflower mix.

3.22 Solar farm developments do not require use of chemicals or concrete (apart from a small amount of concrete that will be required for the base of the substations) that require washing down of hardstandings, equipment or tools. As a precaution silt fencing will be placed along the south side of the construction compound track. A 240 litre colour coded spill protection kit bin will be located next to the site office in the construction compound as a precaution to deal with any emergency.

Waste

3.23 The amount of construction waste to be generated by the development proposal is significantly lower when compared to other types of development due to all delivered material being required in the assembly process.

3.24 Construction waste to be generated by the installation is divided into three main waste generating activities. These are as follows:

- Packaging – Any packaging will be collected in a designated skip once every working day for appropriate recycling and disposal at an authorised site.
- Framework Cuttings – the excess cuttings from the framework will be collected in a designated skip once every working day for appropriate recycling and disposal at an authorised site.
- Cable cuttings

3.25 Three skips will be maintained in the construction compound to ensure that all waste is sorted and to maximise recycling. When full the skips will be collected by licensed recycling company for either reuse or recycling.

3.26 Staff amenity rooms will be fitted out with appropriate recycling bins for the separate sorting and collection of paper, cardboard and aluminium waste. Three 240 litre colour coded wheelie bins will be located outside the site office for waste separation and recycling.

3.27 During the construction phase of the development, a mobile self-contained toilet block will be made available at an appropriate location within the compound, with all discharge of wastewater to sealed tanks which will be regularly emptied off-site. The toilet block will be sourced, supplied and managed by a licensed contractor. The principal contractor will ensure that the waste is collected and disposed of by the contractor.

Site Manager and Local Community Responsibility

3.28 The Site Manager will manage and co-ordinate on-site environmental activities and act as a point of contact for local residents. Liaison between the Construction Contractor and local residents will seek to ensure that any concerns are resolved quickly and efficiently. The Site Manager will be responsible for briefing the Construction Environmental Management Plan to construction staff; fulfilling environmental obligations on site; attending to any on-site environmental incidents or concerns; reporting and monitoring any environmental incidents; and ensuring waste management procedures are followed.

Construction Compound

3.29 A construction compound will be constructed and retained throughout the construction period and retained as the approved substation compound. The approved temporary construction compound area is larger than the area to be retained as the substation compound and the sub-base of the unretained area will be removed at the cessation of construction and re-used for the same purpose or as track stone at another construction site. The size of the compound is sufficient to enable a 16.5 metre HGV to be unloaded and undertake a 180 degree turn to exit the site in forward gear (refer Figure 2 and Appendix 2). The area used for the compound will be set out and topsoil and subsoil stripped and stockpiled adjacent to the compound. A geomembrane will then be laid followed by a working surface of crushed stone. The construction compound will drain to silt traps to remove sediments before any water run-off is released into the environment. The silt traps will be emptied daily into a sealed container and disposed of at an authorised site. Components and solar panels will be delivered by HGV's with truck curtains and telehandlers will unload the HGV immediately on its arrival.

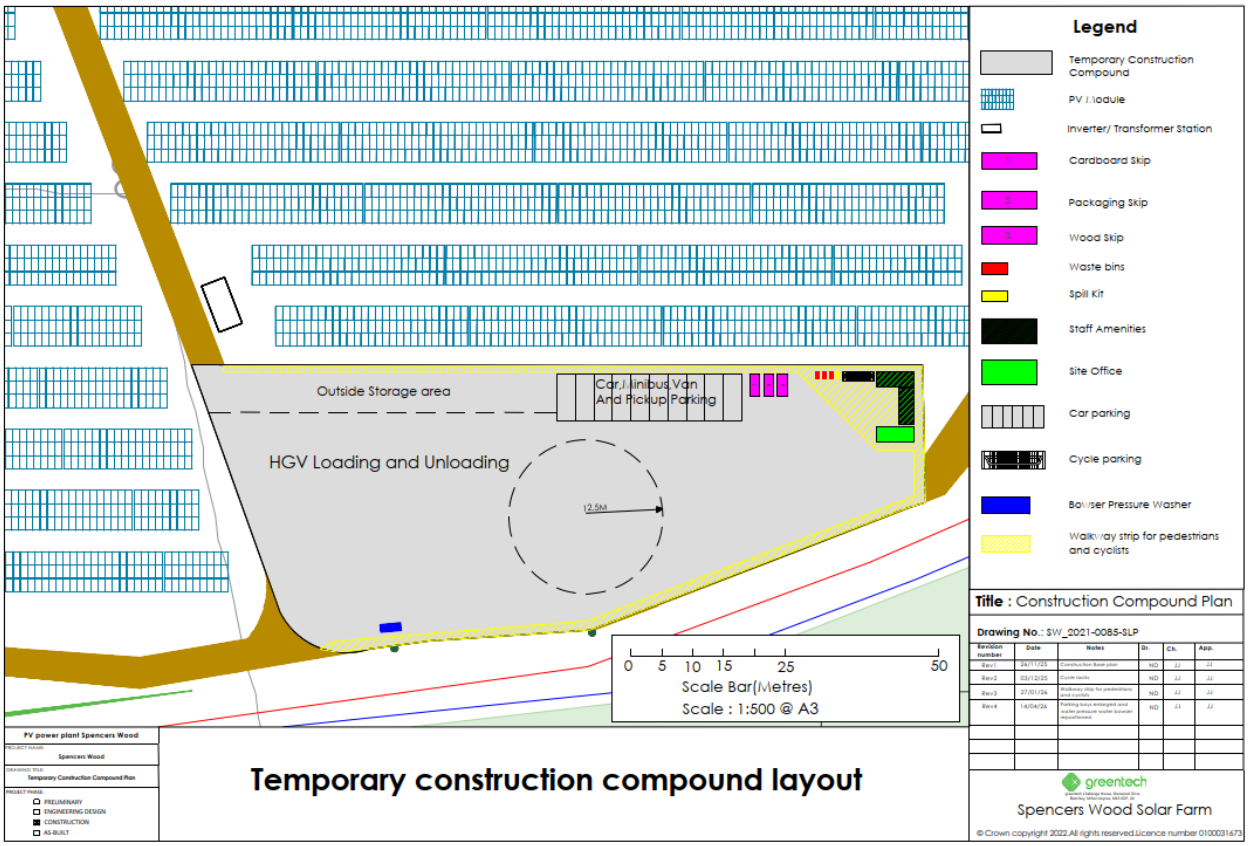

Figure 2: The compound area as laid out for the construction period, including cycle stands.

4. CONSTRUCTION TRAFFIC MANAGEMENT & PUBLIC RIGHTS OF WAY

4.1 Construction traffic will be managed in accordance with the approved Construction Traffic Management Plan and Public Rights of Way Safety Plan to minimise the impact of construction traffic on the surrounding highway network and its impact on the amenity of nearby residents and PRoW users. Three types of construction traffic will be associated with the site: HGVs delivering materials to and from the site, workforce vehicles and waste collection vehicles.

4.2 Access will be in accordance with the approved Construction Traffic Management Plan and Public Rights of Way safety Plan. HGV's will follow the approved route set out in the approved CTMP as set out in Figure 3 below:

Figure 3: The approved delivery route set out in the approved CTMP.

4.3 HGVs will be standard articulated vehicles approximately 15.4 metres in length. The track at the construction access has been designed to enable the turning of a 16.5 metre HGV as set out in Figure 4 below.

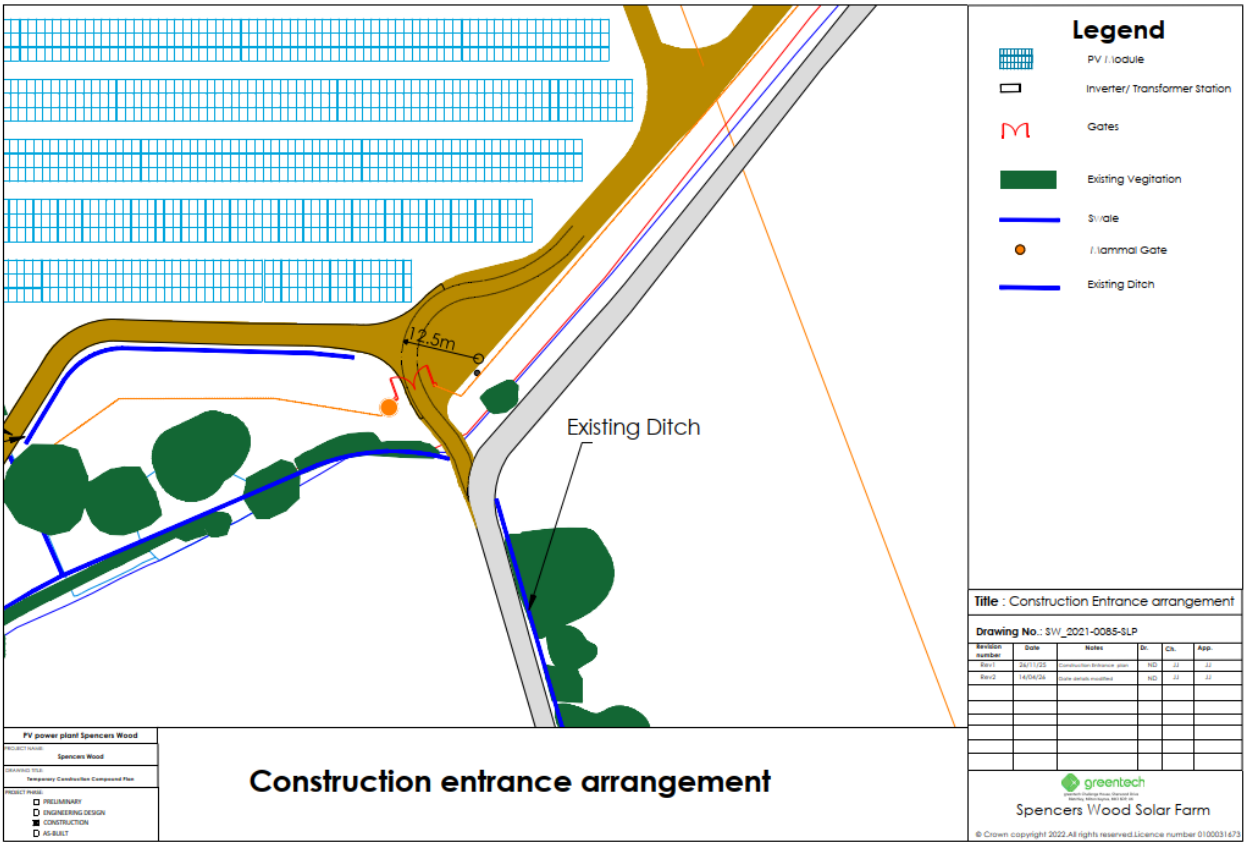

Figure 4: The construction entrance to the site demonstrating manoeuvring for a 16.5 metre HGV.

4.4 The overall construction period is expected to be approximately 6 months, with approximately 3 months of more intensive deliveries as material is delivered to the site. The delivery timetable will be flattened to ensure no more than 10 HGV deliveries occur on any one day.

4.5 The nature of the solar farm construction ensures that only small equipment such as small agricultural telehandlers and small stilt piling machines are required to work on the site. The modular nature of equipment to be installed also ensures that materials, including inverter/transformer stations, can be delivered either on 12 metre flatbed trucks or 15.4 metre length HGV's. There is therefore no necessity for low loaders.

Photographs of a typical construction compound and unloading of framework.

4.6 All suppliers undertaking deliveries to the site will be informed of the delivery arrangements and restrictions set out in the CTMP, PRoW Safety Plan and CEMP.

4.7 The number of construction staff on site will vary over the construction period depending on the activity that is taking place. The majority of workers will arrive at the site in an 18 or 20 seater crew minibus or, if they live locally, by walking or cycling or taking the 600 bus. There will also be a small number of contractors that undertake specialised work and who will arrive at the site in a pick-up truck or van. The small team of contractors (1-3 persons) will all travel together in the same vehicle. A Staff Travel Plan is attached at Appendix 1.

4.8 Construction Traffic on site is expected to be able to be managed without detriment to the use of the public rights of way by pedestrians. The Public Rights of Way Safety Plan produced in accordance with Condition 10 details how this will be achieved.

4.9 The construction route will follow FP18 for approximately 450 metres from the site entrance of Sheepbridge Court Farm on the B3349 to the corner of the track where it turns east, and effective construction management will be required to ensure that there is no conflict with footpath users. The route is sufficiently wide for the passing of an HGV and a pedestrian, however, if it is identified there are areas where the track is too narrow then temporary hardstanding will be laid. It should be noted that this was manageable for the construction of the existing solar farm on the site.

4.10 Deliveries will only be undertaken between 9am and 5pm on weekdays. The delivery schedule will be flattened out to minimise potential conflict with users of the PRoW to ensure that during peak delivery times (approximately 3 months) there will be no more than 10 HGV or tipper truck deliveries per day (approximately one delivery every 48 minutes) and there will be only one delivery vehicle travelling along the track/PRoW route at any one time in any direction. This is achieved by constructing the solar farm in a sequential manner that also ensures that only one type of delivery is taking place by the same delivery company over a period of time.

4.11 The unloading of a delivery vehicle is a fast process (refer photographs at 4.5) whereby material is unloaded from the HGV by a telehandler and placed in the outside storage area. In the period when the HGV is exiting the site and prior to the next HGV arriving material is taken from the storage area by telehandlers and distributed to the fields for assembly (refer photographs at 3.2). So the assembly process is predicated on maintaining time gaps between each delivery.

4.12 There will be two site operatives conducting traffic marshalling activities. One site operative will be charged with walking in front of the HGV between the highway access to Sheepbridge Court Farm from the B3349 and the site entrance when the delivery arrives, and again when it departs- waiting at the site entrance for the next delivery vehicle to repeat the process. Where an escorted

vehicle encounters a pedestrian walking in the opposite direction the delivery vehicle will be halted to allow the pedestrian to pass. A speed limit of 5mph will also be enforced along the route. The traffic marshal at the site access will also be responsible for ensuring that HGV's entering the site can do so safely without conflicting with other road and pedestrian traffic. This will be aided by temporary traffic signs weighed down by sand bags on the road verge (Figure 5).

4.13 The traffic marshal will maintain telephone communication with all delivery drivers to ensure that the identified route is adhered to and ensure that delivery vehicles do not approach the B3349 access whilst another HGV is traveling between the construction compound and the access or manoeuvring out of the access . The traffic Marshall will use google maps or similar to establish the estimated travel time between the M4 at J11 and the site entrance. If it appears that a delivery vehicle will arrive sooner than expected and another HGV will be exiting the site then the approaching HGV will be instructed to either modify their speed prior to their arrival at J11 or will be directed to Reading M4 Services to await further notification to proceed.

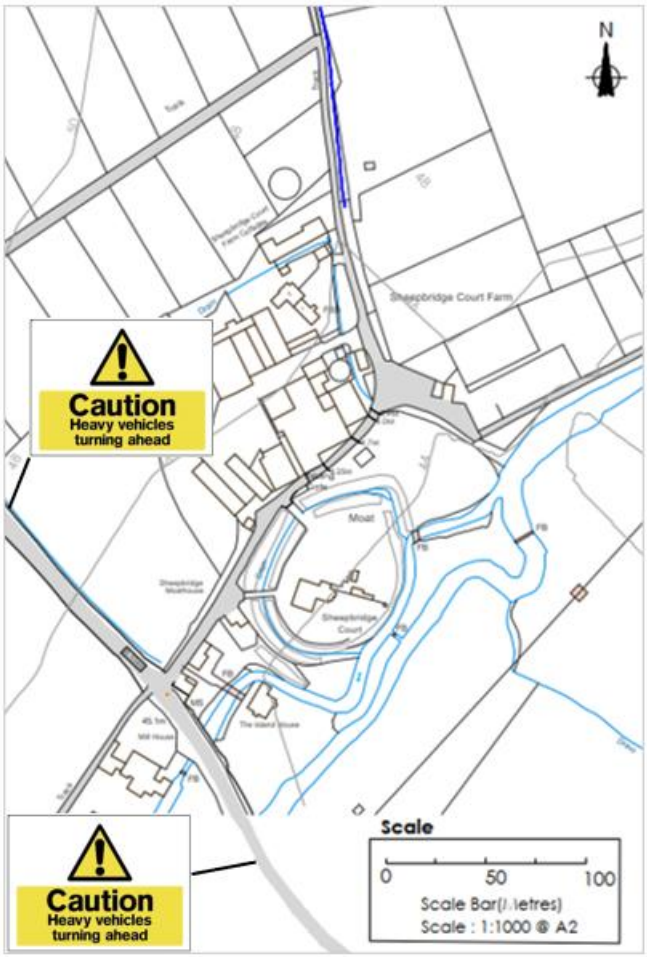

Figure 5: Construction traffic signage(highway).

4.14 All delivery drivers will be issued with an acetated paper delivery plan with a map showing the PRoW route and explaining the delivery protocol. Additionally, warning signs for both delivery drivers and PRoW users will be established along the route as set out in the PRoW Safety Plan.

4.15 All delivery vehicles and machinery used on site will comply with the Euro VI Emissions Standard. The most efficient delivery routes will also be identified to minimise fuel consumption and emissions.

4.16 The first work to be undertake will be installation of the perimeter deer fencing and entrance gates to the site. This requires relatively low levels of traffic delivering fence posts and tornado wire netting. The subsequent task will be the creation of the construction compound surface and tracks within the site. Following this delivery of components will take place, comprising firstly of the framework, followed by panels and then electrical equipment.

4.17 The final stage of the physical construction process will be the delivery and placement of the substations and spare parts containers which will commence when the main construction workforce has been demobilised and staff welfare facilities removed. As with the rest of the construction process this will be sequenced and when all equipment has been installed the temporary hardstanding will be removed and topsoil evenly spread across the ground ready for seeding.

4.18 The landscape contractors will then attend the site, prepare the soil for planting and implement the approved landscaping measures.

APPENDIX 1 - STAFF TRAVEL PLAN

Staff Travel Plan

1. Purpose

The aim of this travel plan is to promote sustainable, cost-effective, and healthy travel options for construction staff travelling to and from the solar farm construction site at Sheepbridge Court Farm, Swallowfield.

2. Objectives

- Reduce single-occupancy car journeys.
- Encourage shared transport.

3. Measures and Initiatives

a. Analysis of Staff accommodation locations

- The accommodation locations of construction crew members will be identified to assess the most effective mode of transport for crew.

b. Communication

- Walking, cycling and public transport options and practical travel arrangements using these options will be communicated with construction crew members according to their accommodation location.
- Where walking, cycling and public bus transport are identified as practical and convenient this will be communicated to construction crew members with a route map.

c. Walking and cycling

- Any staff or crew living in Spencers Wood, Shinfield and Swallowfield will be encouraged to walk or cycle to work.
- Cycle stands will be provided in the construction compound next to the staff cabins.

d. Public Transport

- Staff with convenient access to the 600 bus service will be encouraged to use this service.

e. Use of Crew Minibus

- An 18-20 seater staff minibus will be retained to pick up and transport crew to and from the site, or if necessary two smaller minibuses will be used to account for any geographical spread of crew accommodation locations.
- All construction crew will be required to travel to and from the site in the/a staff minibus.

f. Contractors to share transport

- Where more than one member of staff from a contractor company is required to attend the site the staff will be required to travel to and from the site in a single vehicle unless walking/cycling or public transport can be used.

APPENDIX 2 – TEMPORARY CONSTRUCTION COMPOUND LAYOUT

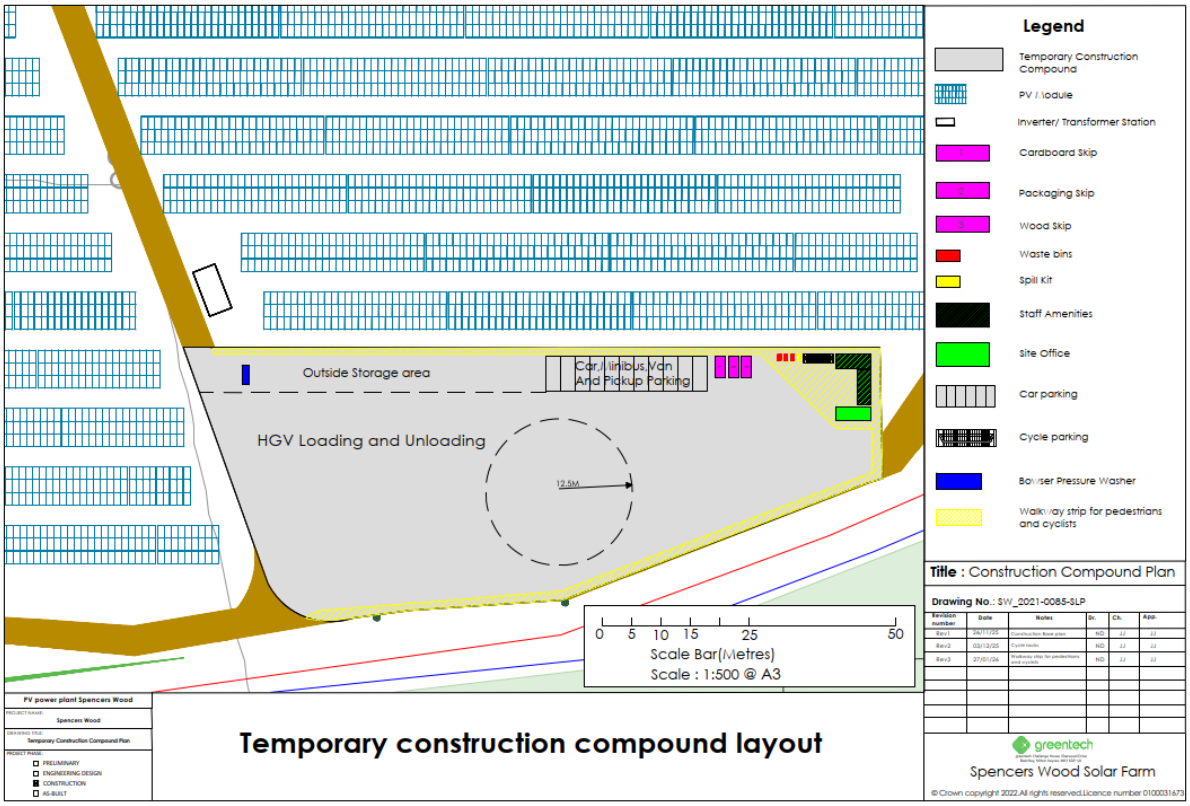

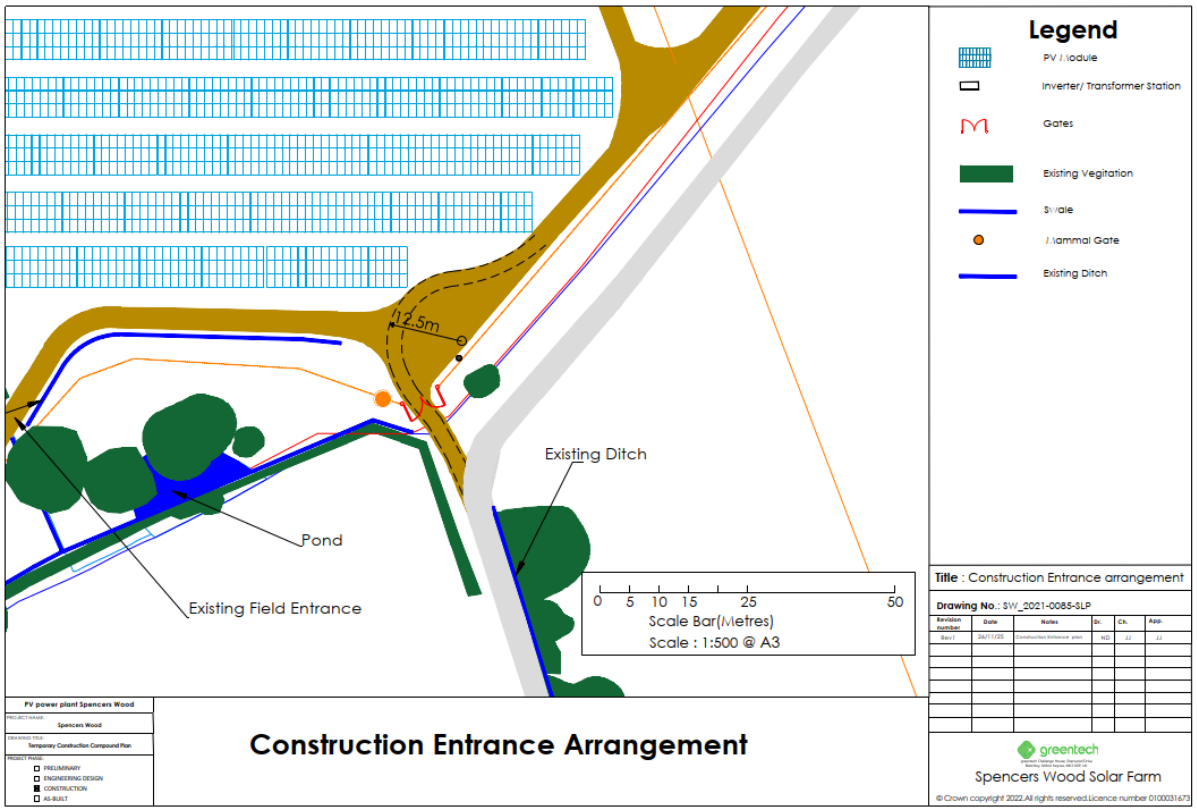

APPENDIX 3 - CONSTRUCTION ACCESS ARRANGMENT

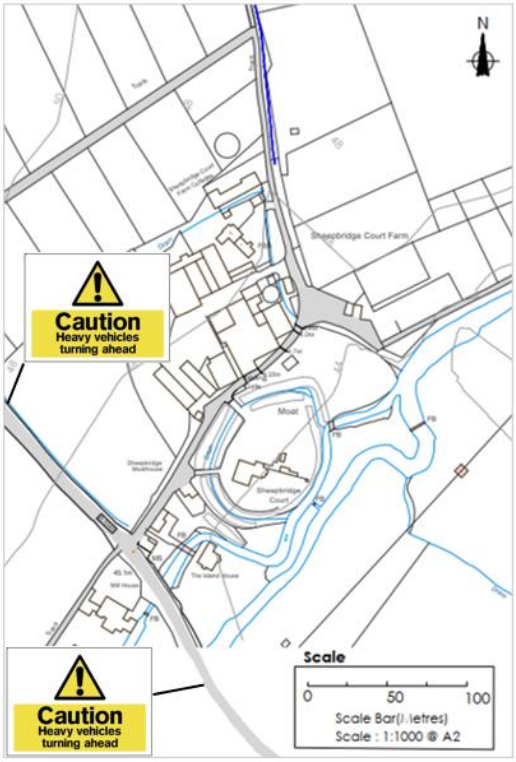

environmental solutions ltd

ecology • arboriculture • fisheries • licencing

CLIENT: GREENTECH

SITE: SPENCERS WOOD SOLAR FARM

DATE: JANUARY 2026

TITLE: REASONABLE AVOIDANCE MEASURES REPTILES AND AMPHIBIANS

Background

1.1 This Reasonable Avoidance Measures (RAMs) document has been prepared as an appendix to the Landscape and Ecological Management Plan (LEMP) and Construction Environmental Management Plan (CEMP) for Spencer's Wood Solar Farm (the 'site') on Land North of Sheepbridge Court Farm, Basingstoke Road, Swallowfield, RG7 1PT. The LEMP and CEMP were prepared in relation to the discharge of Planning Conditions 17 and 18 of Full Planning Permission 232653.

1.2 This document sets out Reasonable Avoidance Measures (RAMs) that will be implemented to avoid harm to reptiles and amphibians during site preparation, construction and associated works.

1.3 Table 1 in the LEMP summarises the conclusions of the Ecological Appraisal and whether the habitat/species are considered to be Valued Ecological Receptors (VERs). With regards to great crested newts (GCN) and reptiles the table states:

GCN	Negative eDNA surveys for ponds located on site and within 250m of the site.	Not VER
Reptiles	Limited desk study records and sub-optimal habitats.	Not VER

1.4 Although not considered VER, RAMs for amphibians and reptiles will be followed to ensure there are no impacts to amphibians or reptiles.

Legislative Context

1.5 The Wildlife and Countryside Act 1981 (as amended) makes it an offence to intentionally kill or injure any native reptile species. Species include adder *Vipera berus*, grass snake *Natrix helvetica*, common lizard *Zootoca vivipara* and slow-worm *Anguis fragilis*.

1.6 The Wildlife and Countryside Act 1981 (as amended) and the Conservation of Habitats and Species Regulations 2017 (as amended) make it an offence to:

- Deliberately capture, injure or kill a great crested newt *Triturus cristatus*.
- Damage or destroy a breeding site or resting place.
- Deliberately disturb great crested newts in a way that is likely to impair their ability to survive, breed or rear young.

Potential Risks

1.7 Potential risks to reptiles and amphibians during site preparation and construction include:

- Injury or mortality during vegetation clearance and ground cultivation. This is limited to suitable habitats such as grassy field margins;
- Entrapment in excavations;
- Disturbance of sheltering or refugia habitat; and/or
- Attraction of amphibians to temporary features such as standing water or refuges created during works.

Reasonable Avoidance Measures

Timing of Works

1.8 To reduce the risk to reptiles and amphibians, vegetation clearance and ground disturbance/cultivation of suitable habitat will ideally take place during the reptile and amphibian active season (March to October inclusive), when animals are mobile and able to disperse away from works areas. Works should be avoided during periods of cold weather (generally below 5°C), prolonged heavy rain, or drought, when animals are less able to move.

Regular Vegetation Cutting

1.9 Vegetation within areas of proposed works will be maintained at a low level prior to works commencing, in order to discourage reptiles and amphibians from using the site.

1.10 Where applicable, an initial cut will reduce vegetation to approximately 150mm, followed by a second cut to approximately 50mm. A period of 24 hours will be left between the cuts. The vegetation will be maintained at 50mm height thereafter. Any arisings generated will be removed from site to avoid creating refugia.

1.11 Cutting should be undertaken outside periods of cold or wet weather where possible.

1.12 Where field margins and boundary habitats are to be retained, these areas will not be cut.

Removal of Refugia

1.13 Prior to works commencing any potential refuges such as logs or rubble piles will be carefully dismantled by hand under the supervision of a suitably experienced Ecological Clerk of Works (ECoW).

Discouraging Animals from Entering the Site

1.14 Care will be taken to avoid the creation of temporary standing water, wheel ruts or flooded depressions. Any temporary water accumulation will be drained where safe and practicable.

1.15 Site materials will be stored on raised pallets or hardstanding areas rather than directly on the ground so as to prevent them creating artificial refugia and or cover for amphibians and reptiles.

1.16 Silt fencing will be installed around the perimeter of the site to prevent silt run off into adjacent habitats and to prevent accidental encroachment into retained habitats and tree protection zones. The removal of the silt fencing will be supervised by a suitably experienced ECoW to check for amphibians which may have taken cover/refuge in the base of the fencing. eDNA surveys for GCN have demonstrated that they are absent from ponds located within 250m of the site and therefore an offence in relation to GCN is considered to be highly unlikely. Should they be encountered, other common amphibian species can be carefully captured and relocated to suitable, undisturbed habitat, identified as being appropriate by the suitably experienced ECoW.

Excavations and Trenches

1.17 All excavations will be kept to the minimum size and duration necessary. Excavations which will remain open overnight will be covered or left with a means of escape, e.g., timber planks. Excavations will be checked regularly for trapped wildlife.

Precautionary Working Methods

1.18 The following measures will be followed:

- No chemicals, fuels or hazardous substances will be stored directly on bare ground.
- Any spills will be dealt with immediately using appropriate containment measures.
- Night-time working should be minimised where possible.

Toolbox Talks and Site Briefings

1.19 All site staff will receive a toolbox talk prior to commencement of works.

1.20 The toolbox talk will include:

- Identification of common reptiles and amphibians.
- Legal protection and penalties for offences.
- What to do if a reptile or amphibian is encountered.

1.21 Records of toolbox talks should be kept on site.

Procedure if Animals Are Encountered

1.22 Stop work immediately in the area where the discovery was made and allow the animal to move away unaided if possible.

1.23 If the animal is at immediate risk, contact a suitably qualified ecologist for advice.

1.24 In the unlikely event of suspected or confirmed great crested newt presence, works must cease and advice sought immediately from the site ecologist.

APPENDIX 5 – REASONABLE AVOIDANCE MEASURES FOR GROUND NESTING BIRDS

environmental solutions ltd

ecology • arboriculture • fisheries • licencing

CLIENT: GREENTECH

SITE: SPENCERS WOOD SOLAR FARM

DATE: JANUARY 2026

TITLE: REASONABLE AVOIDANCE MEASURES NESTING BIRDS

Background

1.1 This Reasonable Avoidance Measures (RAMs) document has been prepared as an appendix to the Construction Environmental Management Plan (CEMP) for Spencer's Wood Solar Farm (the 'site') on Land North of Sheepbridge Court Farm, Basingstoke Road, Swallowfield, RG7 1PT. The CEMP was prepared in relation to the discharge of Planning Condition 18 of Full Planning Permission 232653.

1.2 The RAMS document sets out Reasonable Avoidance Measures (RAMs) that will be implemented to avoid harm to nesting birds during site preparation, ground cultivation, construction and associated works.

Legislative Context

1.3 All birds, their nests and eggs are protected in the UK under the Wildlife & Countryside Act 1981, as amended. This makes it an offence, with certain exceptions, to:

- Intentionally kill, injure or take any wild bird;
- Intentionally take, damage or destroy the nest of any wild bird while it is in use or being built; or
- Intentionally take or destroy the egg of any wild bird.

1.4 Bird species listed under Schedule 1 of the Act are afforded additional protection when breeding. It is an offence to intentionally or recklessly disturb any wild bird listed on Schedule 1 while it is nest building or is in, on or near a nest with eggs or young; or disturb the dependent young of such a bird. A total of 90 bird species are afforded Schedule 1 (with another six classed as Schedule 1 A) protection status. A Schedule 1 designation affords some level of increased protection for these species as the penalties for harming, disturbing or killing these species are greater than those covered only under the Wildlife and Countryside Act.

Potential Risks

1.5 Potential risks to nesting birds during the proposed works include:

- Injury or mortality during vegetation clearance and or ground cultivation.
- Disturbance or destruction of active nests or nests in construction.

Reasonable Avoidance Measures

1.6 To reduce the risk to nesting birds vegetation clearance, ground preparation and cultivation will be undertaken outside the main breeding bird season (March to August inclusive) wherever possible.

1.7 Should it not be possible to undertake works outside of the breeding bird season the following methodology will apply.

Nesting Bird Checks

1.8 A suitably experienced ecologist (ECoW) will undertake a nesting bird check immediately prior to the commencement of works. All areas of suitable nesting habitat within the works footprint will be inspected. The check will be undertaken no more than 24 hours before vegetation clearance or ground preparation/cultivation commences.

1.9 If no active nests are found, works will be permitted to proceed immediately.

1.10 If an active nest is identified, a suitable buffer zone will be established around the nest by the ECoW. Buffer distances will be proportionate to the species concerned and the nature of the works and will be determined by the ECoW.The buffer zone will be clearly demarcated and communicated to all site personnel. Works will not be undertaken within the buffer zone until the nest has become inactive and the young have fledged. The ECoW must confirm when this occurs.

Vegetation Clearance Methodology

1.11 Vegetation clearance will proceed in a directional approach, encouraging birds to move away from the works area towards retained habitats.

Toolbox Talks and Site Briefings

1.12 All site personnel will receive a toolbox talk prior to commencement of works. The toolbox talk will include:

- Legal protection afforded to nesting birds and penalties for offences.
- Identification of nesting bird behaviour.
- RAMs to be implemented on site.
- Procedures to follow if a nest or nesting bird is encountered.

Procedure if Nesting Birds Are Encountered During Works

1.13 Works in the immediate area will stop immediately and the site manager will contact the site ecologist for advice.

1.14 An exclusion zone will be established where required and works will not recommence in the buffer area until the ecologist confirms that it is lawful to do so.