

front elevation 1:100

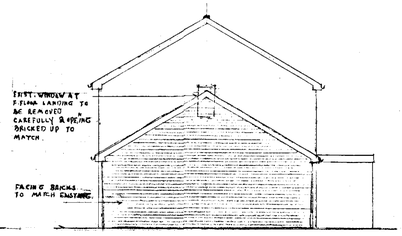

side elevation

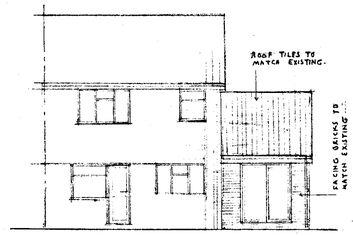

rear elevation

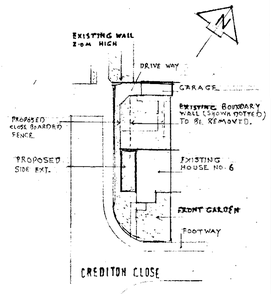

BLOCK PLAN
1:500

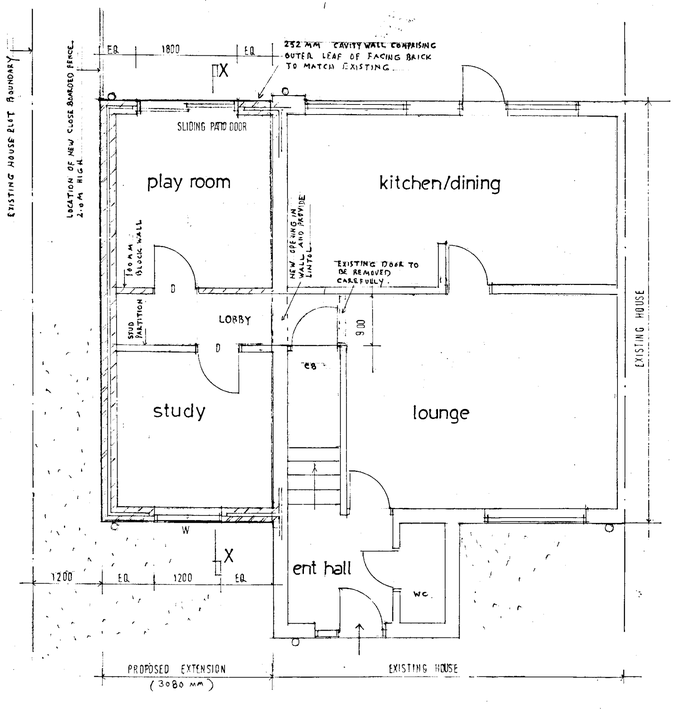

GROUND FLOOR PLAN
1:50

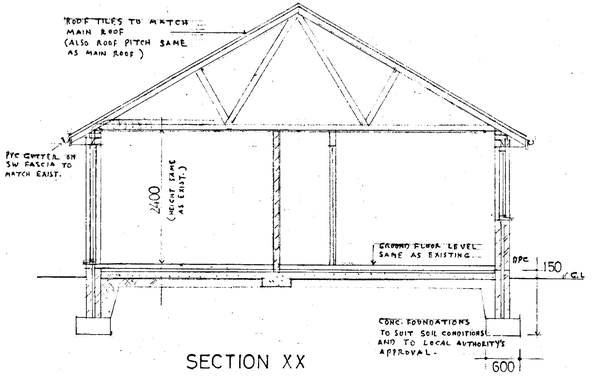

SECTION XX

Notes
1. THIS DRAWING IS FOR TOWN PLANNING PURPOSES ONLY AND NOT A COMPLETE WORKING DRAWING.
2. DIMENSIONS TO BE CHECKED ON SITE.
3. ALL NEW EXTERNAL WORK TO BE CARRIED OUT IN MATERIALS THAT RESEMBLE IN SIZE, COLOUR AND TEXTURE, THOSE OF THE EXISTING BUILDING.

PROPOSED HOUSE EXTENSION
6 CREDITON CLOSE_WOODLEY

APPROVED

dwgno. A/S/1

30 NOV 2001 * 5423

14/2/02