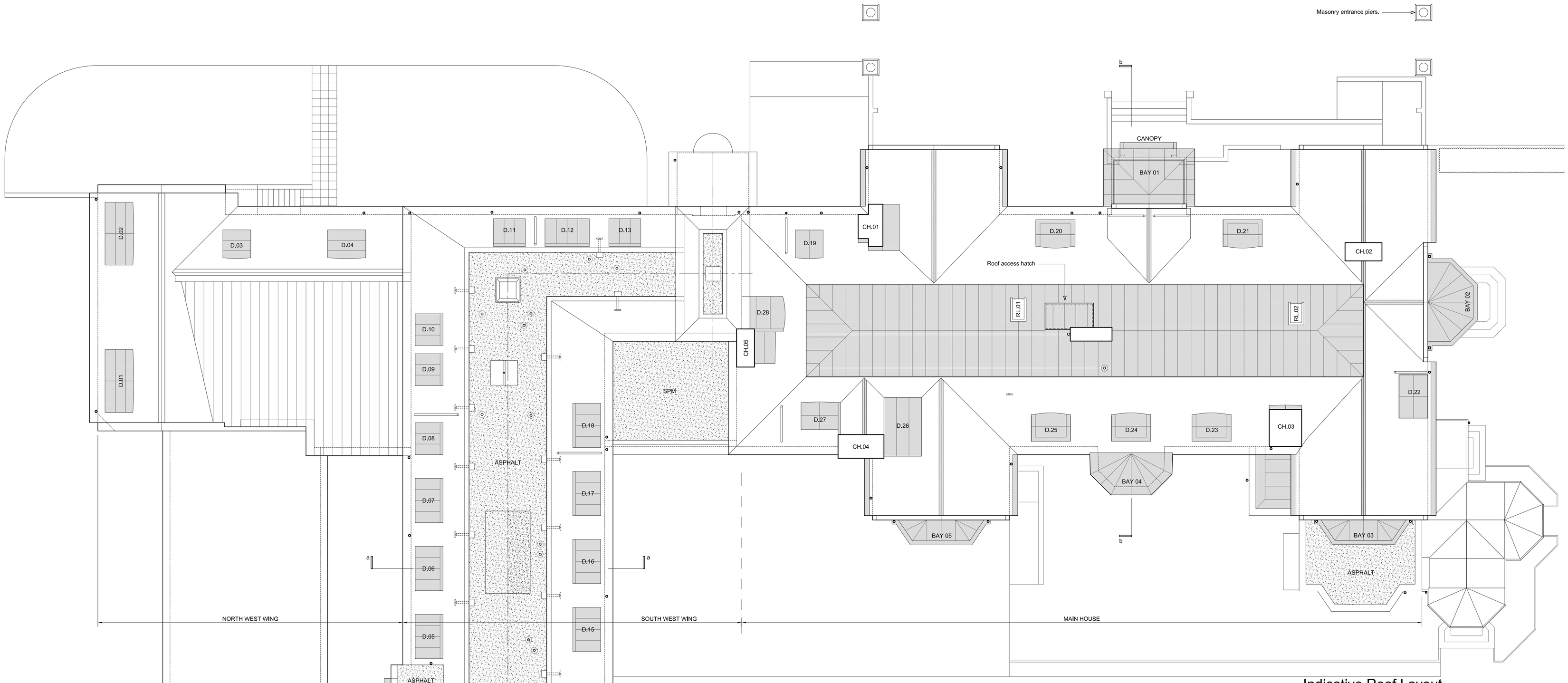
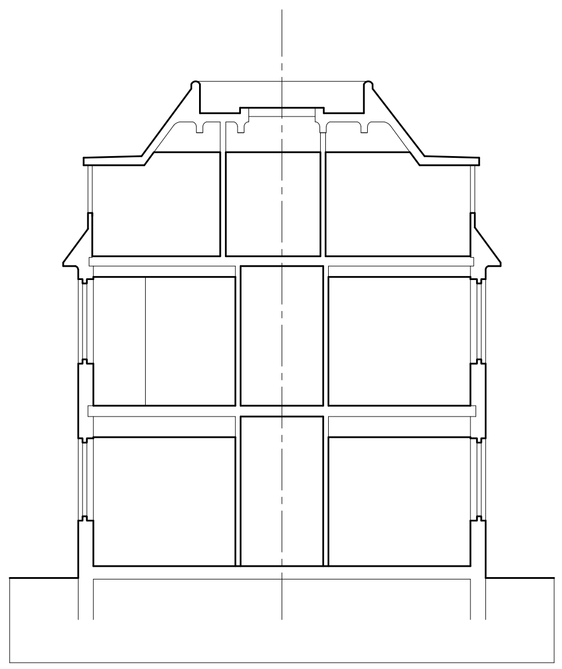
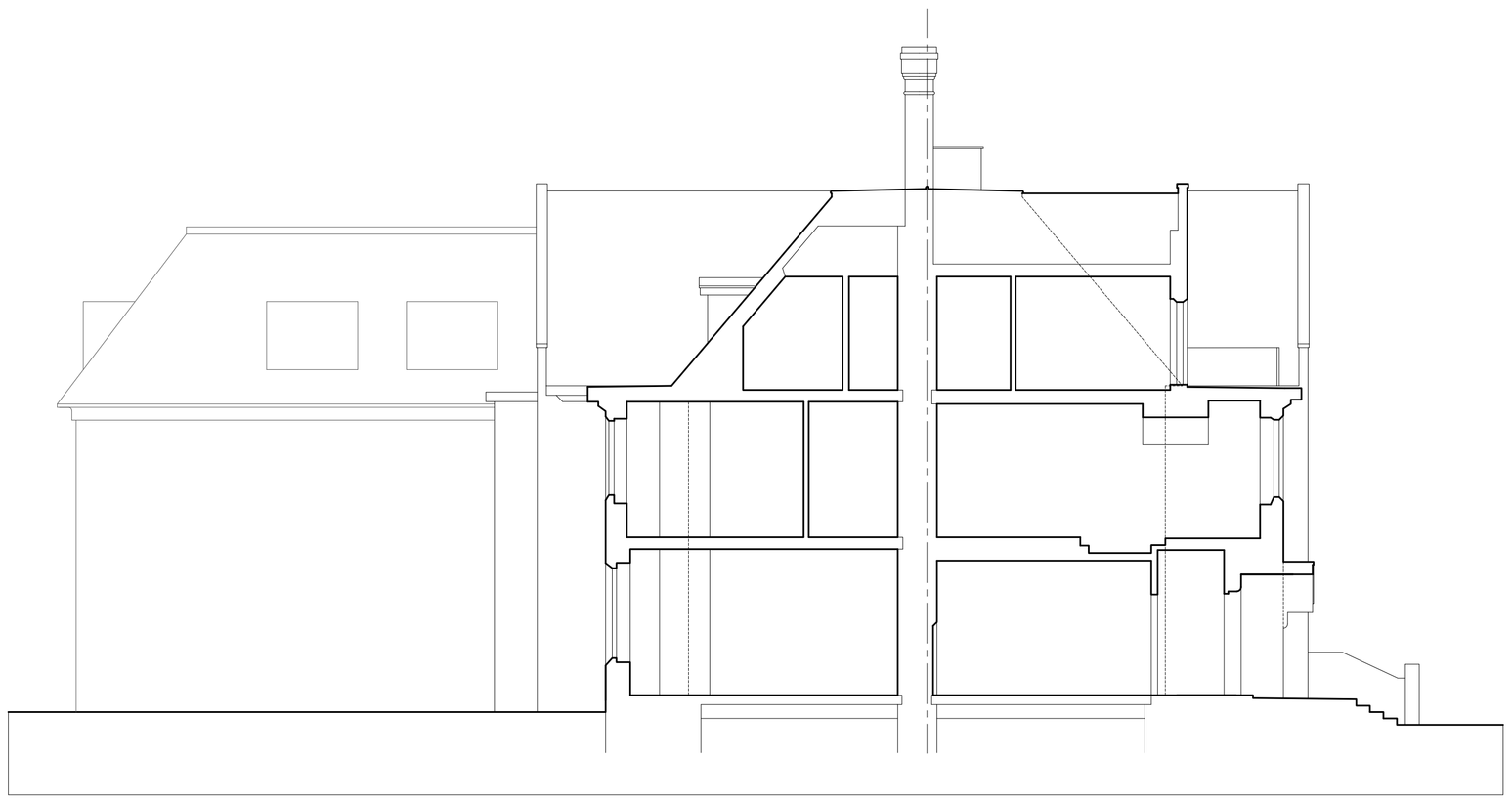


Indicative Roof Layout



Indicative Section a-a



Indicative Section b-b

DRAWING NOTES

This drawing and any design shown upon it is the copyright of the Architect, and may not be altered, photographed, reproduced or copied without their prior written consent.

All dimensions are in millimeters unless otherwise stated.

Do not scale from this drawing use figured dimensions only.

Existing construction shown on this drawing is indicative only and the contractor must ascertain for himself its true size and setting out.

Prior to manufacture of any component dimensions are to be checked on site and agreed with the Architect. Any discrepancies on the drawing are to be reported directly to the Architect. If in doubt ask.

Foundations, floor slabs and roof structures shown on this drawing are indicative only and working details are to be taken from the structural engineer's drawings unless specifically noted.

NOTE ON DIGITAL (ACad) ISSUE

Whilst every effort has been made to ensure the accuracy of the information forming this drawing we take no liability for any inconsistencies, conflicts in interpretation, tolerances or units between the digital information and figured dimensions constituting this drawing. It is for the recipient of any drawn information to ensure the accuracy and proper interpretation of data on which their own work is based and reference detail or revised drawings as necessary or when provided.

Rev	Date	Details
-	02.10.19	PRELIMINARY

DRAWING IS INDICATIVE and based on information by others.

0m 1m 2m 3m 4m 5m 10m

1:100

Bungay Office
Staithe Business Suite,
Staithe Road, Bungay,
Suffolk NR35 1ET
t: 01502 500001
f: 01502 589371
w: www.owlarchitects.co.uk
e: enquiries@owlarchitects.co.uk

Ipswich Office
The Studio, Ipswich
Suffolk
t: 01473 210628
f: 01502 589371

Client
Greensleeves Care

Project
Glebelands House
London Road
Wokingham
Berkshire RG40 1DU

Drawing Title
Roof Plan
Existing Survey

Scale	Date	Drwg No.	Rev
1:100 @ A1	October 2019	1920.110/02	_
Drawn: OWLA	Check: SS		