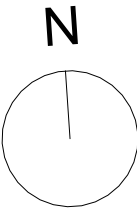



Figured dimensions only are to be taken from this drawing. All dimensions are to be checked on site before any work is put in hand.



Revision	Description	Drawn	Date	Checked
----------	-------------	-------	------	---------

Client's Name

Mr & Mrs Close

Job Title
Riseley Farm, Part Lane, Swallowfield, RG7 1TB

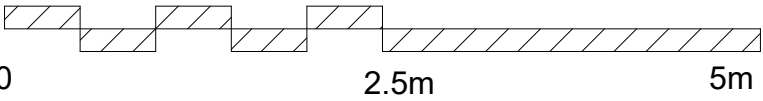
Drawing Title
Existing Small Barn Roof Plan

Scale
1 : 50 @A3

Job No	Drawing No
2198	E24

Status	Rev
--------	-----

SCALE : 1 to 50



Note: This maybe a reduced sized print, check scales below

