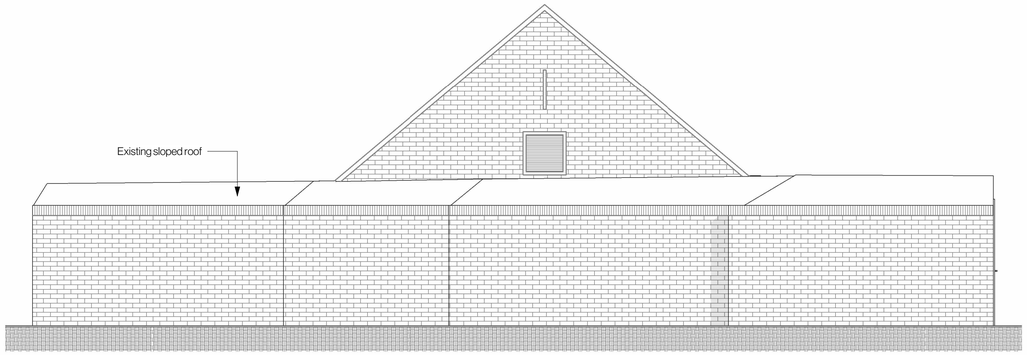

2 Existing Front Elevation

1:50

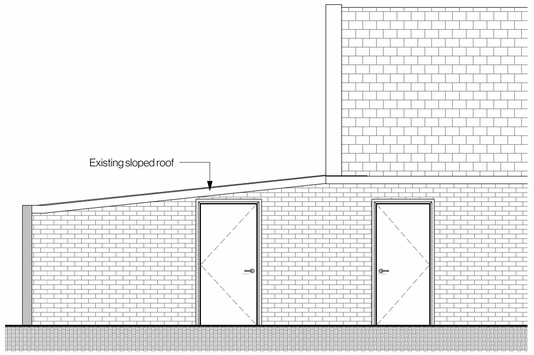

3 Existing RHS Elevation

1:50

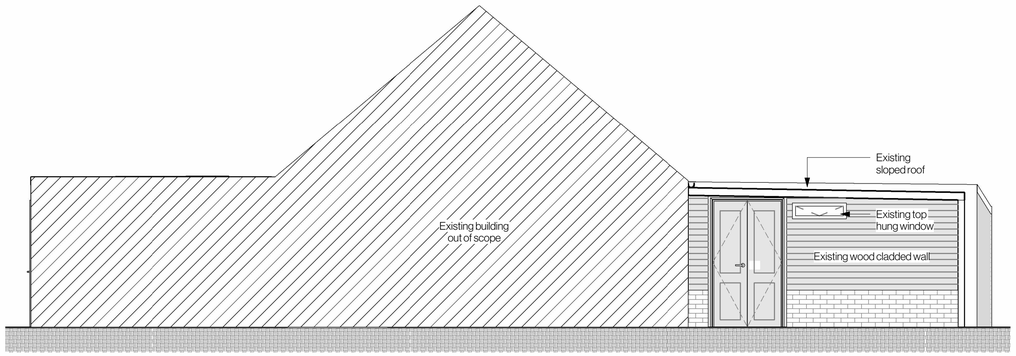

4 Existing Rear Elevation

1:50

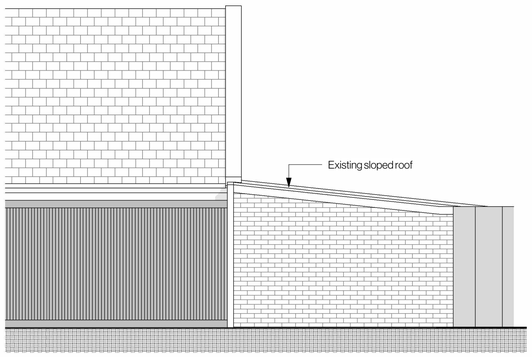

5 Existing LHS Elevation

1:50

0m 1m 2m 3m 4m 5m

VISUAL SCALE 1:50 @ A1

0m 2m 4m 6m 8m 10m

VISUAL SCALE 1:100 @ A1

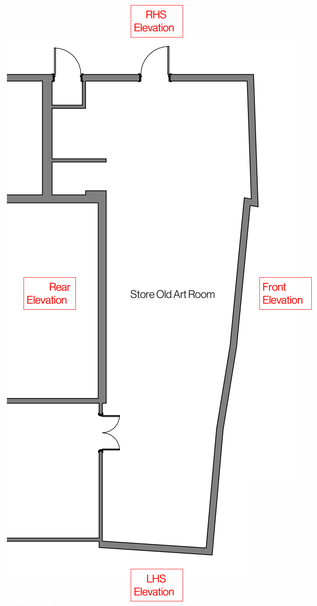

1 Floor Plan

1:100

NOTES FOR ALL DRAWINGS

- The copyright of this drawing is reserved by TMD Building Consultancy Ltd. Registered Company No. 02603992.
- All dimensions must be confirmed on site prior to construction or fabrication. Do not scale from this drawing.
- PDF issues of this drawing are controlled. All other formats of this drawing (e.g. .dwg Autocad or .rvt Revit files) are un-controlled unless issued direct by TMD and should be used at your own risk.
- This drawing must not be copied, transmitted, or passed to a third party, without written consent from the creator.
- This drawing illustrates design intent only and is subject to design development through consultation.

TMD Building Consultancy Ltd accepts no liability for the original survey information provided to produce this drawing. Nor does it warrant that the information presented in this drawing is an exact and true representation of the existing structure and fabric and it being fully accurate or complete.

This drawing is to be read in conjunction with the contract documents and all other consultants' drawings, specifications, and schedules, including but not limited to the structural engineer's drawings, specifications and schedules for all structural design, sizes, and performance criteria. This drawing shows the design intent only. This is not a fabrication drawing.

Please do not scale from this drawing. All dimensions, including any setting out dimensions or levels shown are to be checked and verified by the site operatives on site and are subject to a site survey. Any discrepancies found between TMD drawings and conditions identified on site especially after work commencing, are to be reported to the Contract Administrator immediately, and in accordance with the provisions set out by the building contract. Any amendments required to TMD drawings in order to meet the specification criteria, or unforeseen conditions related to the existing structure or fabric, shall be agreed in writing with the Contract Administrator and issued for approval in accordance with the provisions of the building contract.

Where reference is made on this drawing to British Standards or to specific manufacturer's products or trade names, this is intended to indicate a minimum acceptable standard of performance and installation etc. Materials and components conforming to an equivalent European Standard may be used and supporting evidence shall be produced at tender stage to confirm fitness for purpose.

Rev	Amendment	Date
P1	Planning Issue	16.01.2026

PLANNING

Dolphin School

One Bridge Wharf
156 Caledonian Road, London N1 9UU
Tel: 020 7636 6833

Ground Floor, Angel Court,
St Clements, Oxford, OX4 1AW
Tel: 01865 260 600

e-mail: info@tmdbc.co.uk
www.tmdbc.co.uk

Project

Dolphin School

Waltham Road
Hurst, Berkshire
RG10 0FR

Drawing

Existing Elevations

Scale:	Date:	Drawn By:	Checked By:
As indicated	1-1-2026	Author	Checker

Drg No.

20560-TMD-XX-XX-DR-A-5005-S0-P1

A1