

Proposed South elevation.

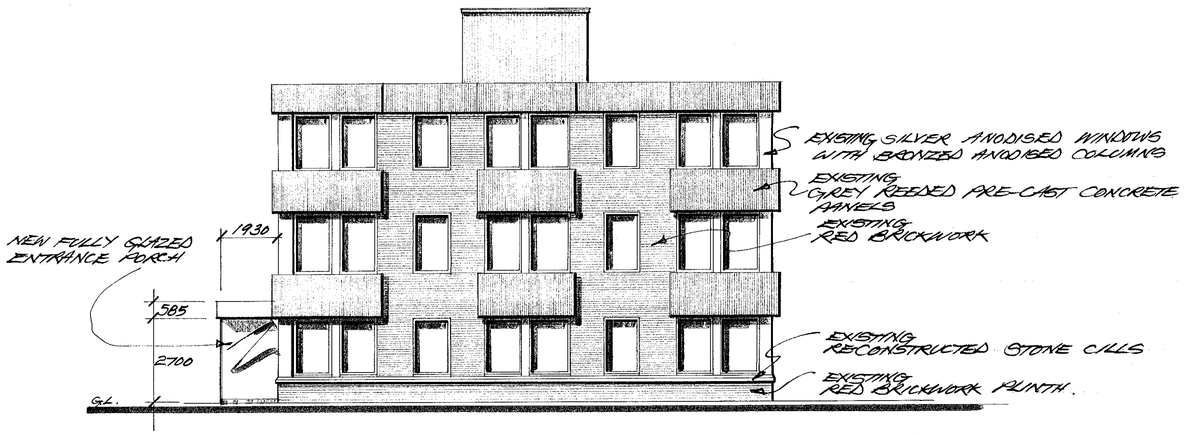

Proposed East elevation.

NOTE: FOR CONSTRUCTION DETAILS OF PROPOSED NEW GLAZED PORCH PLEASE REFER TO SOLARLUX ARCHITECTURAL SYSTEMS DRAWINGS Nº 01, 02 & 03.

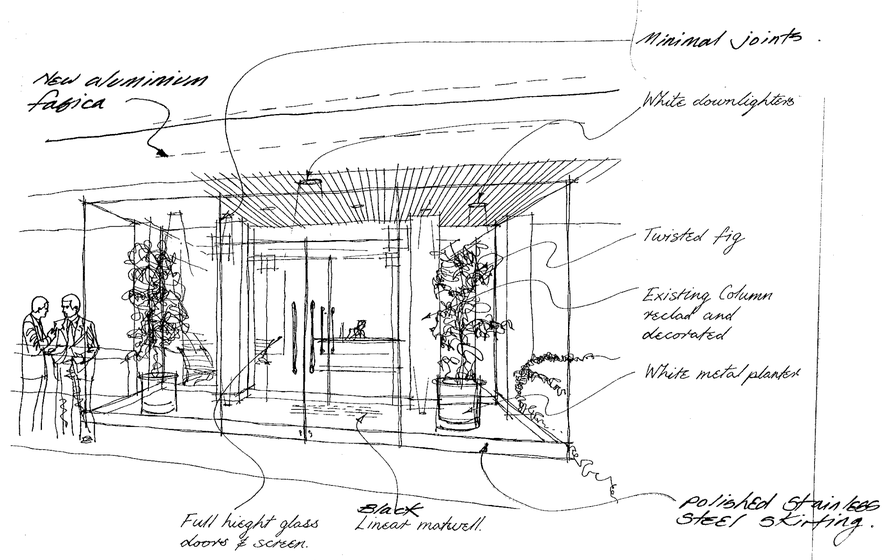

PROPOSED ENTRANCE PORCH

19 APR 2000* 1258

Job Number: 10031 / 20 / 02

Drawing Number

Do not scale

All dimensions in millimetres unless otherwise stated.

Any variations or supplementary drawings are to be approved by Fitzroy Robinson Limited. All dimensions and conditions are to be checked on site prior to preparing drawings or commencing any work.

Date	Revision

Tilbury Douglas PLC

Twyford House Refurbishment

FITZROY ROBINSON
46 Portland Place
London W1N 3DG
Telephone 0171 636 8033
Facsimile 0171 580 3996
CHARTERED ARCHITECTS

Drawing description

Proposed new glazed porch and additional exit/entrane door.

Scale	Date
1:100	21 Mar 2000
Drawn: A.G.	Checked: RMM
Job number	Drawing number
10031 / 20 / 02	

Revision

Fitzroy Robinson Limited
trading as Fitzroy Robinson © Copyright 1994

3/7/00

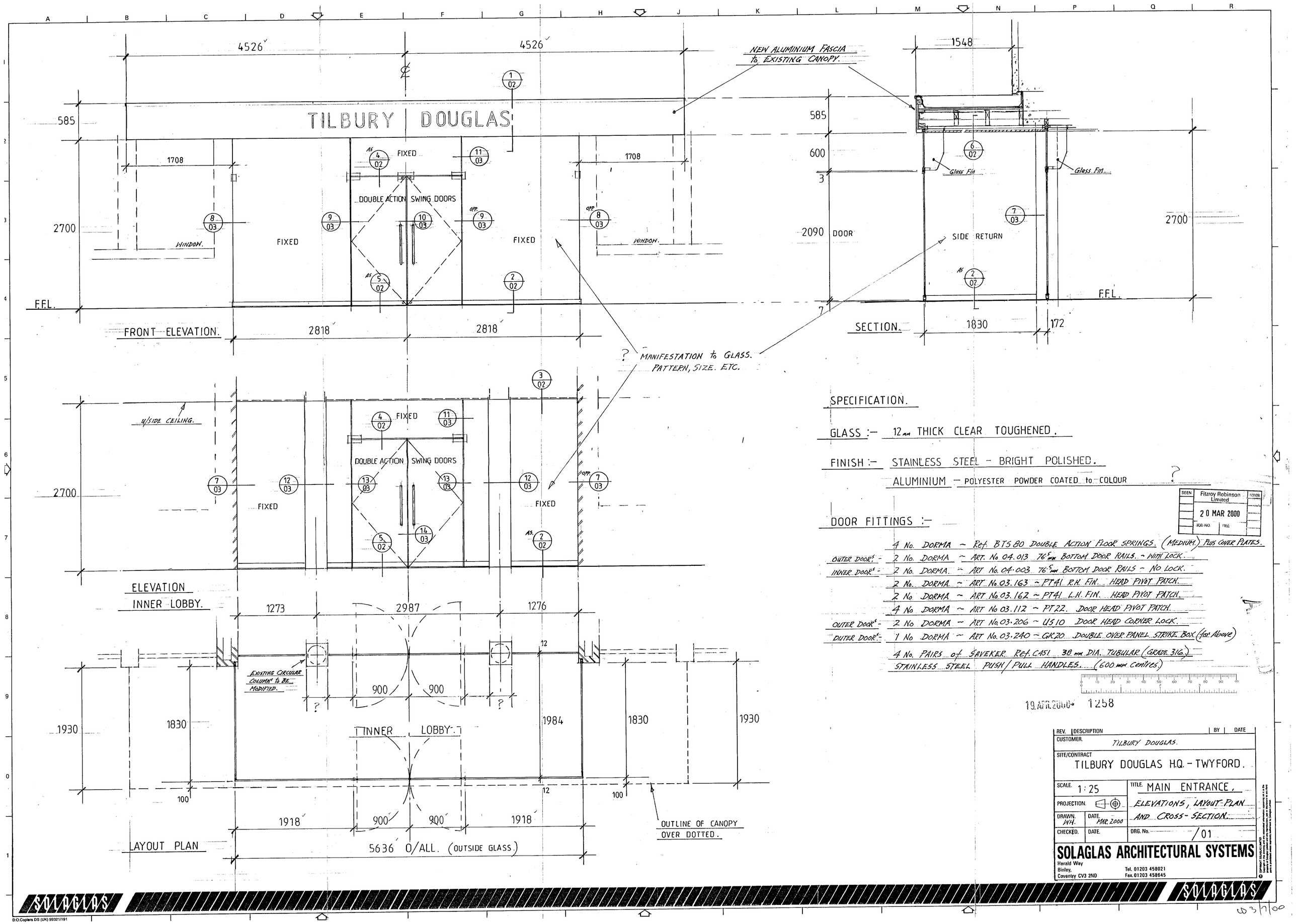

SPECIFICATION.

GLASS :- 12 mm THICK CLEAR TOUGHENED.

FINISH :- STAINLESS STEEL - BRIGHT POLISHED.

ALUMINIUM - POLYESTER POWDER COATED to COLOUR ?

DOOR FITTINGS :-

4 No. DORMA ~ Ref. BTS 80 DOUBLE ACTION FLOOR SPRINGS. (MEDIUM.) PLUS COVER PLATES.

OUTER DOORS - 2 No. DORMA ~ ART. No 04.013 76.5 mm BOTTOM DOOR RAILS. ~ WITH LOCK.

INNER DOORS - 2 No. DORMA. ~ ART No. 04.003 76.5 mm BOTTOM DOOR RAILS ~ NO LOCK.

2 No. DORMA. ~ ART No. 03.163 ~ PT41 R.H. FIN. HEAD PIVOT PATCH.

2 No DORMA ~ ART No 03.162 ~ PT41 L.H. FIN. HEAD PIVOT PATCH.

4 No DORMA ~ ART No 03.112 ~ PT22. DOOR HEAD PIVOT PATCH.

OUTER DOORS - 2 No DORMA ~ ART No. 03.206 ~ US10 DOOR HEAD CORNER LOCK.

OUTER DOORS - 1 No DORMA ~ ART No. 03.240 ~ GK20 DOUBLE OVER PANEL STRIKE BOX (for Above)

4 No. PAIRS of SAVEKER Ref. C451 38 mm DIA. TUBULAR (GRADE 316.) STAINLESS STEEL PUSH/PULL HANDLES. (600 mm Centres.)

SEEN | Fitzroy Robinson Limited | ACTION
20 MAR 2000
JOB NO. | FILE

19 APR 2000 1258

REV.	DESCRIPTION	BY	DATE
CUSTOMER.	TILBURY DOUGLAS.		
SITE/CONTRACT	TILBURY DOUGLAS H.Q. - TWYFORD.		
SCALE. 1:25	TITLE. MAIN ENTRANCE, ELEVATIONS, LAYOUT PLAN AND CROSS-SECTION.		
PROJECTION.			
DRAWN. WH.	DATE. MAR. 2000		
CHECKED.	DATE.	DRG. No. /01	

SOLAGLAS ARCHITECTURAL SYSTEMS

Herald Way
Binley,
Coventry CV3 2ND

Tel. 01203 458021
Fax. 01203 458645

© COPYRIGHT SOLAGLAS LIMITED
Copyright in this drawing and any associated information appearing on it is the property of Solaglas Limited and any reproduction, use or disclosure to any third party is prohibited unless expressly authorised by Solaglas Limited.

SOLAGLAS SOLAGLAS

D.O.Copiers DS (UK) 99321/191

W 3/7/00



Existing South elevation

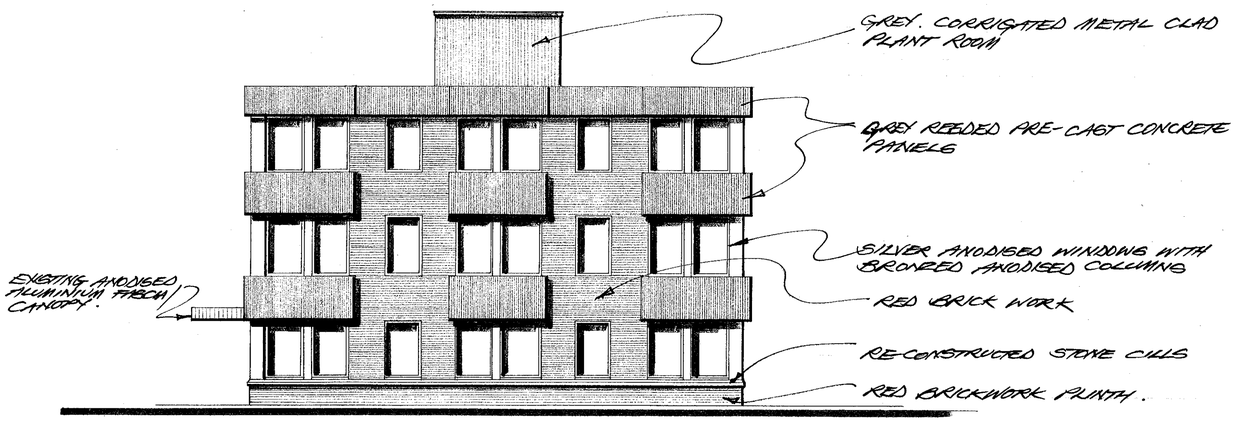

Existing East elevation.

Job Number: 10031 / 20 / 01

Drawing Number

Do not scale

All dimensions in millimetres unless otherwise stated.

Any variations or supplementary drawings are to be approved by Fitzroy Robinson Limited. All dimensions and conditions are to be checked on site prior to preparing drawings or commencing any work.

Date | Revision

Tilbury Douglas PLC

Twyford House Refurbishment

FITZROY ROBINSON
46 Portland Place
London W1N 3DG
Telephone 0171 636 8033
Facsimile 0171 580 3996
CHARTERED ARCHITECTS

Drawing description

Existing South and East external elevations

19 APR 2000 1258

Scale: 1 : 100

Date: 21 Mar 2000

Drawn: A.G.

Checked: RAM.

Job number: 10031 / 20 / 01

Drawing number

Revision

Fitzroy Robinson Limited
trading as Fitzroy Robinson © Copyright 1994

14 SWG ALUMN. COVER PRESSING.

EXTENDED 130 mm.

N.B. ~ NEW ROOFING FELT and RAIN WATER OUTLETS. ALL by OTHERS.

EXISTING STEELWORK TO FRONT of CANOPY. (4" x 2" R.S.C.)

585 mm DEEP ALUMN. FASCIA

290

EXISTING TIMBER BEAMS.

EXISTING PLYWOOD (400 mm DEEP)

EXISTING 100 x 50 TIMBER.

NEW 125 x 45. TIMBER PACKING.

45

55

100

CONTINUOUS 50 x 32 x 5 mm ALUMN. GLAZING ANGLE.

NEW CEILING.

A

A

INNER LOBBY

2700 F.F.L. to U/SIDE FASCIA

12 mm

1984

DORMA Ref. No. 04.201 ~ BOTTOM RAIL TO SIDE PANEL.

76·5

F.F.L.

7

39 39

MATWELL by OTHERS.

10

K

EXISTING STEELWORK TO CANOPY ~ SIDES (5" x 3" R.S.C.)

1708

OUTSIDE FACE of GLASS TO SIDE RETURN.

FASCIA

EXISTING PLYWOOD.

EXISTING.

TIMBER PACKING.

NEW TIMBER BEAMS / PACKERS.

55

94

14 SWG. ALUMINIUM SOFFITE PANELS.

6/02

CONTINUOUS 50 x 32 x 5 mm GLAZING ANGLE.

2700 mm TO F.F.L.

NEW TIMBER ~ 100 x 45.

A

NEW TIMBER.

55

55

3/02

CONTINUOUS 35 x 55 x 5 mm ALUMINIUM GLAZING CHANNEL.

DORMA CLADDING.

600

600

GLASS FIN.

3

4/02

DORMA PT.A1 OVER/SIDE PANEL PLUS INNER FIN PATCH.

A

SECTION 'A'-'A'.

(DOOR FIN FIXING at TOP.)

2090 DOOR

12 mm GLASS.

5/02

DORMA Ref. No. 04.013 BOTTOM DOOR RAIL.

76·5

LOCAL SS/STEEL COVER PLATE.

F.F.L.

7

60

DORMA Ref. B.T.S. 80 (MEDIUM.) FLOOR SPRING.

1/02

2/02

SEEN Fitzroy Robinson Limited ACTION

20 MAR 2000

FILE

APPROVED

19 APR 2000 1258

REV.	DESCRIPTION	BY	DATE
CUSTOMER.			
SITE/CONTRACT	TILBURY DOUGLAS HQ. – TYWFORD		
SCALE. 1 : 2	TITLE. MAIN ENTRANCE. CROSS-SECTIONAL DETAILS Nos. 1/02 to 6/02.		
PROJECTION.			
DRAWN. N.H.	DATE. MAR. 2000		
CHECKED.	DATE.	ORG. No. /02.	

SOLAGLAS ARCHITECTURAL SYSTEMS
Herald Way
Binley,
Coventry CV3 2ND
Tel. 01203 458021
Fax. 01203 458645

Copyright in SOLAGLAS drawings, documentation and information (including but not limited to the information and data contained therein) is the property of SOLAGLAS and may not be copied, used or disclosed except with our written consent or in accordance with the terms of our agreement or otherwise under the law.

SOLAGLAS

SOLAGLAS

1273 L.H. (1276 R.H.)

2987 COLUMN CENTRES

℄ COLUMN.

Tol.

Tol.

12 mm.

58

℄ PIVOT

CONTINUOUS ALUMINIUM CHANNEL.

*66

172

*65

*66 x 65 CUT OUT IN BRICKWORK. by OTHERS

HANDLES as BELOW

12/03

13/03

14/03

7/03

CONTINUOUS 35 x 55 x 5 mm ALUMINIUM GLAZING CHANNEL.

50

? ? 900 900

N.B. ~ EXISTING CIRCULAR COLUMNS. TO BE MODIFIED / RECLADDED. ~ by OTHERS. ? SIZE and CONSTRUCTION.

℄ LOBBY

1984

SIDE RETURN

GLASS FIN

DORMA ~ Ref. PTA1 (RH.) OVER/SIDE + FIN. PATCH.

℄ Pivot. 70

11/03

FANLIGHT

SIDELIGHT

3

TUBULAR STAINLESS STEEL 'D' TYPE PUSH/PULL HANDLES. (600 CRS.)

DORMA ~ FLOORSPRING COVER PLATE.

58

℄ PIVOT

DORMA ~ Ref. No 03.171 CORNER CONNECTOR.

15

12 mm THICK GLASS

90° CORNER

8/03

9/03

10/03

900 mm

900 mm.

GLASS SIZE

O/ALL GLASS (TO FRONT)

OUTSIDE.

SEEN Fitzroy Robins Limited 20 MAR 2000 JOB NO. FILE

19.APR.2000* 1258

REV.	DESCRIPTION	BY	DATE
CUSTOMER.			
SITE/CONTRACT	TILBURY DOUGLAS HQ. - TYWFORD.		
SCALE 1:2	TITLE. MAIN ENTRANCE. PLAN. LAYOUT DETAILS Nos. 7/03 to 14/03.		
PROJECTION.			
DRAWN. MK	DATE. MAR. 2000		
CHECKED.	DATE.	DRG. No. /03.	

SOLAGLAS ARCHITECTURAL SYSTEMS

Herald Way
Binley,
Coventry CV3 2ND

Tel. 01203 458021
Fax. 01203 458645

COPYRIGHT SOLAGLAS LIMITED
The information and design contained in this drawing is the property of Solaglas Limited and is not to be published, used or disclosed to any third party without the written consent of Solaglas Limited.

SOLAGLAS SOLAGLAS

D.O.Coolers DS (UK) 99321/191

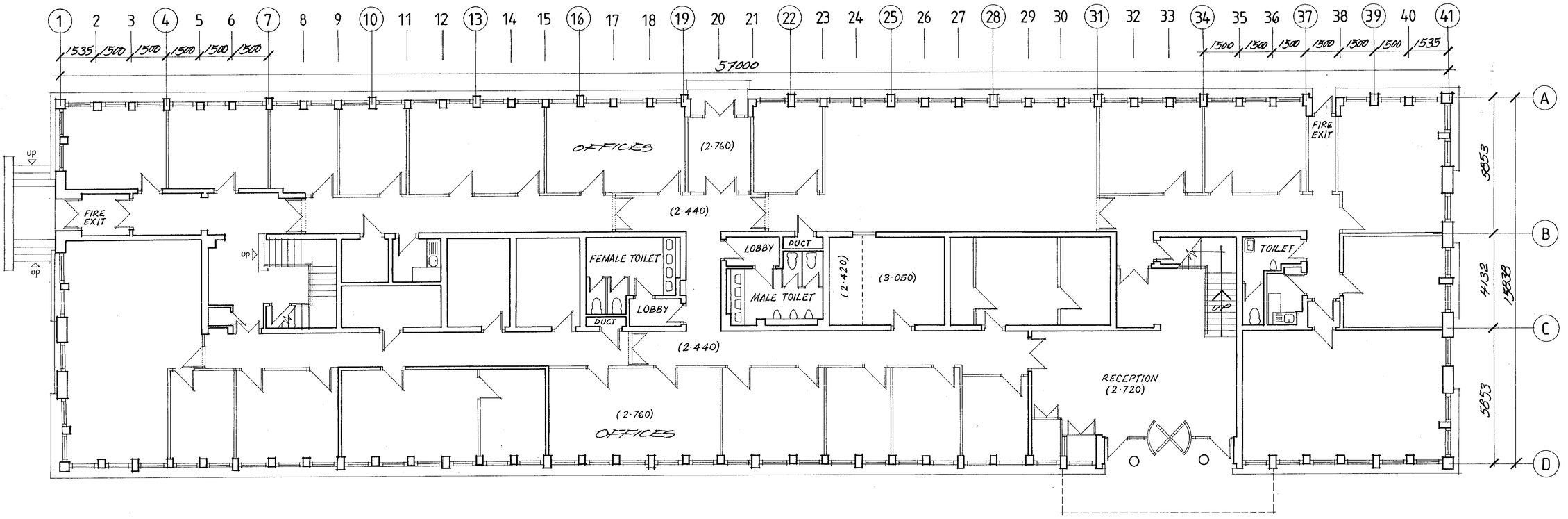

Existing Ground Floor Plan

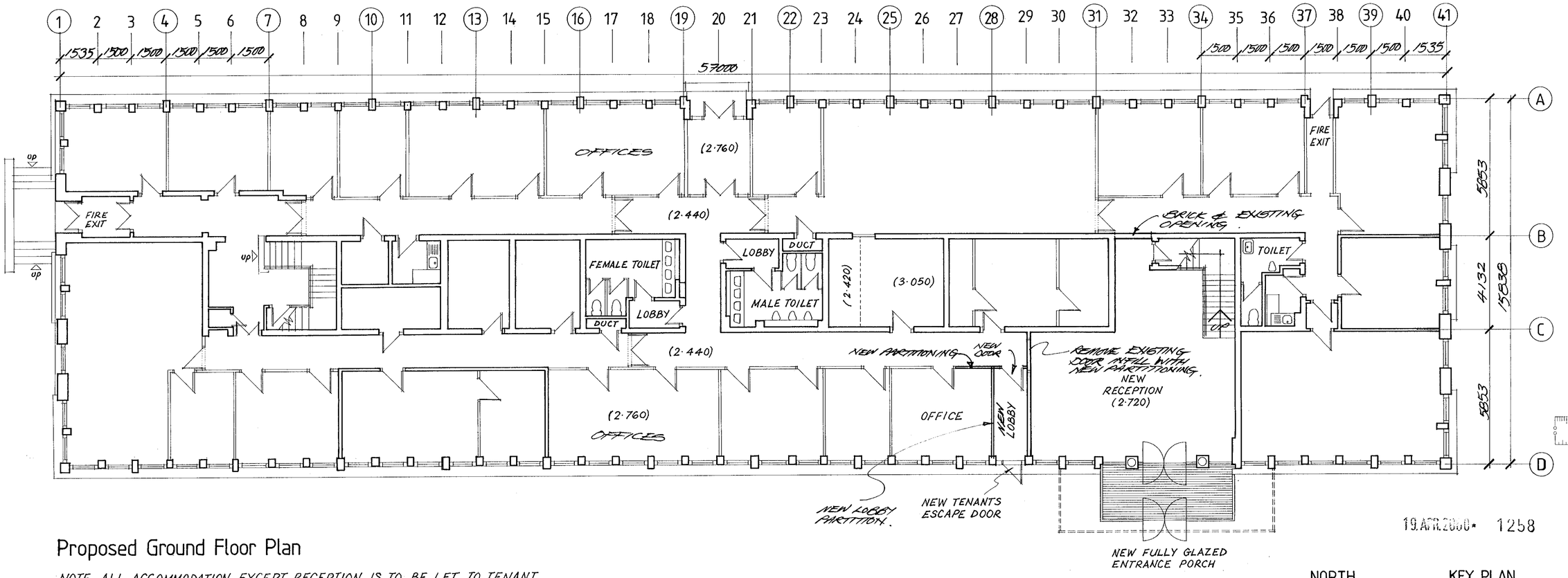

19 APR 2000* 1258

Proposed Ground Floor Plan

NOTE ALL ACCOMMODATION EXCEPT RECEPTION IS TO BE LET TO TENANT.

NORTH

KEY PLAN



Job Number 10031/00/ Drawing Number 03

Do not scale

All dimensions in millimetres unless otherwise stated.

Any variations or supplementary drawings are to be approved by Fitzroy Robinson Limited. All dimensions and conditions are to be checked on site prior to preparing drawings or commencing any work.

Date Revision

Tilbury Douglas plc

Twyford House Refurbishment

APPROVED

FITZROY ROBINSON

46 Portland Place
London W1N 3DG
Telephone 0171 636 8033
Facsimile 0171 580 3996

CHARTERED ARCHITECTS

Drawing description

Existing & Proposed Ground Floor Plans

Scale 1:100 Date Mar 2000

Drawn AG. Checked

Job number 10031 Drawing number /00/ 03

Revision

Fitzroy Robinson Limited
trading as Fitzroy Robinson © Copyright 1994

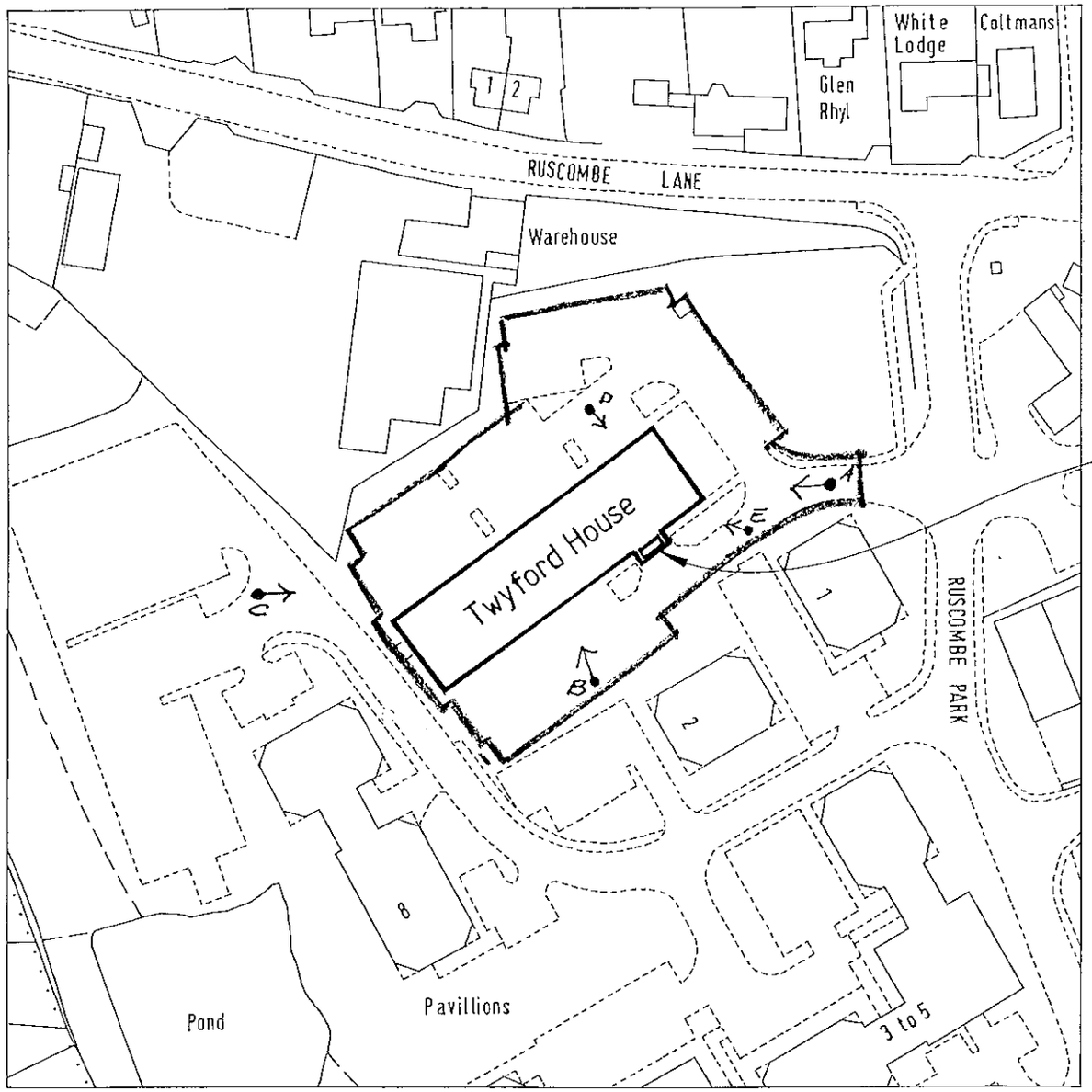

Site Plan

B = VIEW POINTS REFER PHOTOGRAPHS
10031/SK1, SK2, SK3 & SK4.

Proposed glazed porch, under existing canopy.

1258

APPROVED

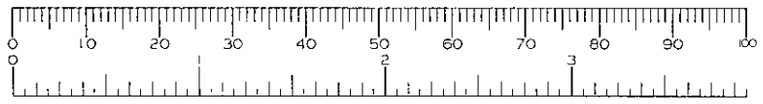

NORTH

19.APR.2000* 1258

DEPOSITED

Job Number 10031 / Drawing Number 00/04

Do not scale.

All dimensions in millimetres unless otherwise stated.

Any variations or supplementary drawings are to be approved by Fitzroy Robinson Limited. All dimensions and conditions are to be checked on site prior to preparing drawings or commencing any work.

Date	Revision

Tilbury Douglas Plc

Twyford House Refurbishment

FITZROY ROBINSON

27 Portland Place
London W1N 4EP
Telephone 0171 636 8033
Facsimile 0171 580 3996

CHARTERED ARCHITECTS

Drawing description

Site Plan

Scale 1:1250

Date 29 Mar 2000

Drawn A.G.

Checked RAM.

Job number 10031/

Drawing number 00/04

Revision

Fitzroy Robinson Limited trading as Fitzroy Robinson © Copyright 1994

eg 3/7/00

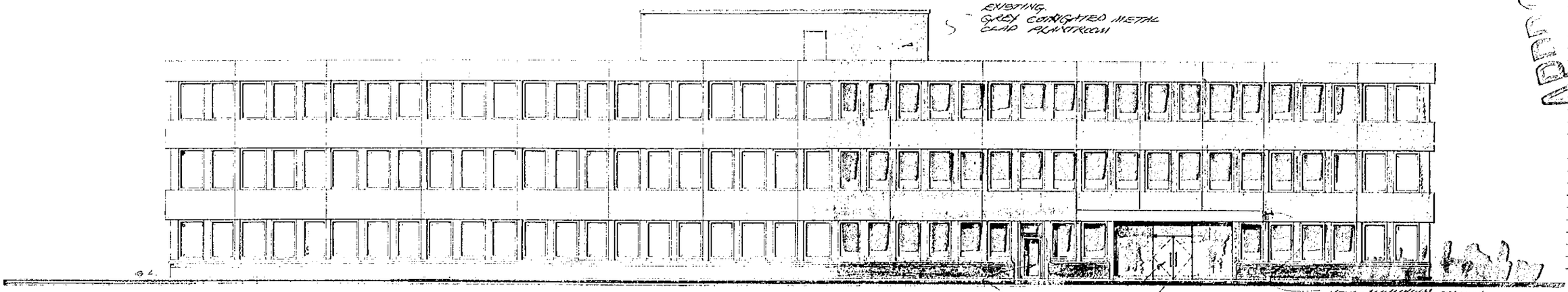

Proposed South elevation.

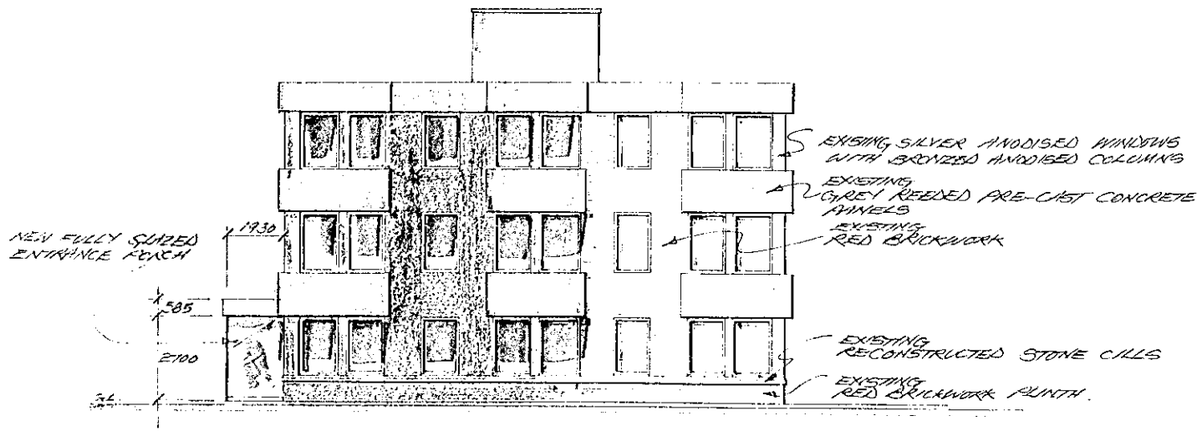

Proposed East elevation.

NOTE: FOR CONSTRUCTION DETAILS OF PROPOSED NEW GLAZED PORCH PLEASE REFER TO SOMERLAS ARCHITECTURAL SYSTEMS DRAWINGS Nº 01, 02 & 03.

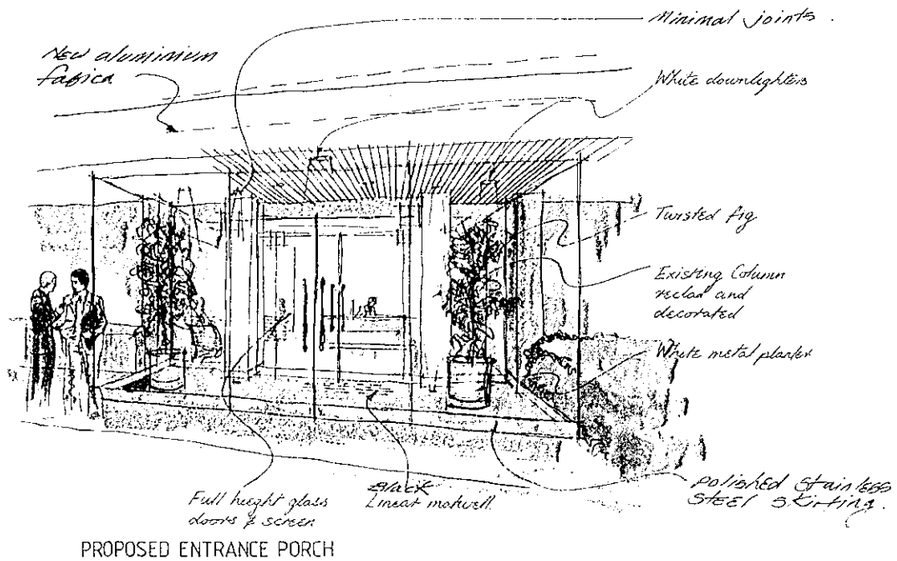

PROPOSED ENTRANCE PORCH

0 10 20 30 40 50 60 70 80 90 100
0 2 3

Job Number 10031 / 20 / 02 Drawing Number

Do not scale

All dimensions in millimetres unless otherwise stated

Any variations or supplementary drawings are to be approved by Fitzroy Robinson Limited. All dimensions and conditions are to be checked on site prior to preparing drawings or commencing any work

Date | Revision

Tilbury Douglas PLC

Twyford House
Refurbishment

FITZROY ROBINSON

CHARTERED ARCHITECTS

Drawing description
Proposed new glazed porch and addition exit/entrane door.

Scale 1 : 100 | Date 21 Mar 200

Drawn A.G. | Checked

Job number | Drawing number
10031 / 20 / 02

Revision

Fitzroy Robinson Limited
trading as Fitzroy Robinson © Copyright 1994