

Proposed Front (South) Elevation

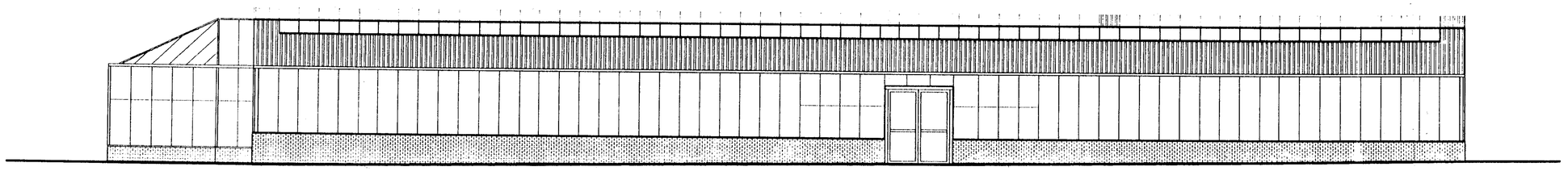

Proposed Side (East) Elevation

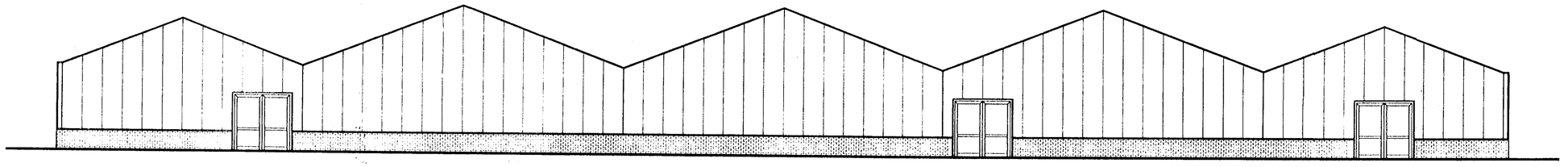

Proposed Rear (North) Elevation

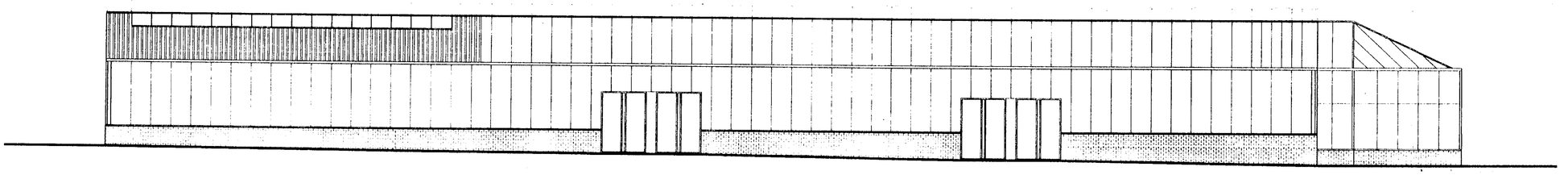

Proposed Side (West) Elevation



Notes

Revisions

No.	Date	
A	MAR'00	EAST ELEVATION ADDED
B	MAR'00	ALL ELEVATIONS SHOWN

THIS DRAWING MUST NOT BE SCALED
Before commencing any work the contractor must set out, check all dimensions on site and report any discrepancies.

Project
EXTENSION TO GARDEN CENTRE

Client
WYEVALE GARDEN CENTRES PLC

Site
WYEVALE GARDEN CENTRE
HARE HATCH
READING

Details
REVISED PROPOSED ELEVATIONS.

HOLLINS
Architects and Surveyors
Planning Consultants

4A Market Hill
Framlingham · Woodbridge · Suffolk IP13 9BA
Tel 01728 723959 · Fax 01728 723947
E-mail all@hollins.co.uk

Scale 1/100

Date MARCH 2000

Drawn PJT

Drawing No. END APP6
99148/10B

THIS DRAWING IS COPYRIGHT

Wyevale Garden Centre, Hare Hatch

SCALE 1:500

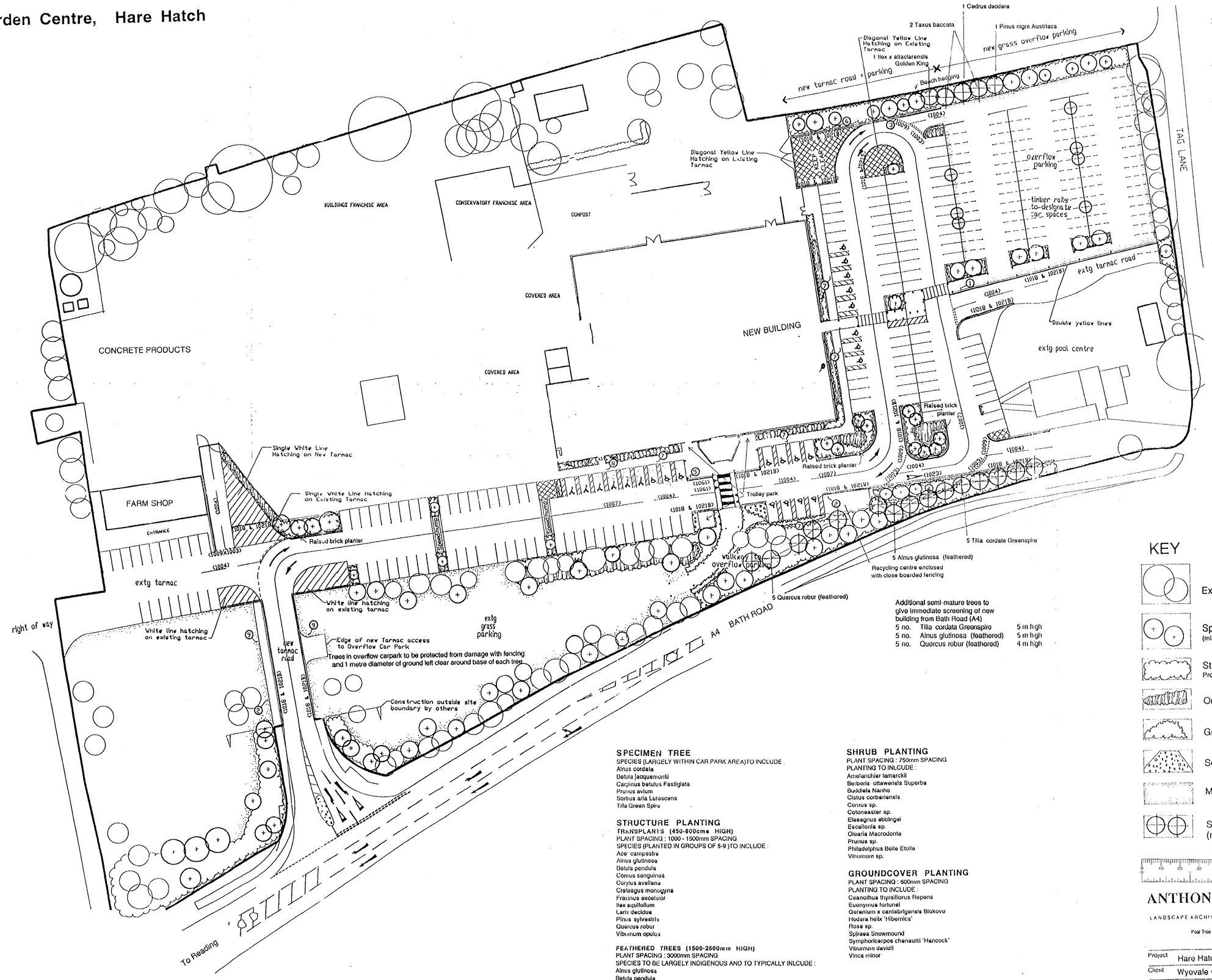

Additional semi-mature evergreen/conifer screening plants to boundary as follows;

2 no.	Taxus baccata	3 m high
1 no.	Pinus nigra Austriaca	3 m high
1 no.	Cedrus deodara	3 m high
1 no.	Ilex x altaclarensis Golden King	2.5m high

Additional semi-mature trees to give immediate screening of new building from Bath Road (A4)

5 no.	Tilia cordata Greenspire	5 m high
5 no.	Alnus glutinosa (feathered)	5 m high
5 no.	Quercus robur (feathered)	4 m high

SPECIFICATION

1.0 GENERAL NOTES

1.1 PLANTS

Trees, shrubs and plants for the contract shall comply with the specific requirements for nursery stock as set out in BS 3936. The Contractor shall allow for supplying all plant material as containerised stock should the contract period falls outside of the mid-October to mid- March planting season.

1.2 LIFTING, PACKING AND DELIVERY OF TREES AND SHRUBS

The Contractor shall comply with the requirements of the Horticultural Trades Association document "General Conditions, Specification and Schedules of Quantity for the Supply and Delivery of Plants"

1.3 PLANTING POSITIONS

The boundaries of planting beds and the location of individual trees shall be marked out on site using pegs and spray paint and shall be in accordance with Drwg No. 2014/5/01 A.

1.4 GROUND PREPARATION

1.4.1 Trees

Tree pits shall be excavated to a minimum size of 750mm diameter x 500mm deep. The Contractor shall ensure that the base and sides of the pit are well scarified and tree draining with the base being ripped to a depth of 200mm.

1.4.2 Structure Planting

Area to be weedkilled with Glyphosate and plant pits excavated to a minimum size of 300mm diameter x 300mm deep.

1.4.3 Shrub / Groundcover Planting

(Assuming unsuitable material for planting directly into) Planting areas are to be excavated to an average depth of 500mm below finished surface level and all arisings removed from site. Planting beds are to recieve 450mm good quality topsoil which shall comply with BS 3882.
An approved granular fertiliser shall be spread at a rate of 75 grms/square metre over the planting beds and incorporated into the top 150mm to achieve a well blended mix

1.5 PLANTING

1.5.1 Trees

Spread 75mm planting medium of 2 parts topsoil : 1part TPMC in base of planting pit. Insert tree and back fill with planting medium in 150mm layers heeling in the top layer of planting medium around the root collar. Each tree to be supported with one 75mm diameter stake 1800mm long and secured with 2 no. 38mm wide rubber belt and spacer block type ties.

1.5.2 Structure Planting

Pit plant backfilling with a mixture of 2 parts topsoil : 1 part TPMC. Mulch bed with 75mm depth of medium grade bark.

1.5.3 Shrub / Groundcover Planting

Remove all impervious and non-perishable containers and prune back all dead roots. Excavate hole large enough to accomodate root ball.Carefully position plants in an upright and well balanced stance and at the same depth as they had been previously in the pot. Carefully backfill with topsoil arisings, firm in and water. Spread 75mm medium grade bark mulch over whole bed immediately after watering in.

SPECIMEN TREE

SPECIES (LARGELY WITHIN CAR PARK AREA)TO INCLUDE :
Alnus cordata
Betula jacquemontii
Carpinus betulus Fastigiata
Prunus avium
Sorbus aria Lutescens
Tilia Green Spire

STRUCTURE PLANTING

TRANSPLANTS (450-600cms HIGH)
PLANT SPACING : 1000 - 1500mm SPACING
SPECIES (PLANTED IN GROUPS OF 5-9)TO INCLUDE :
Acer campestre
Alnus glutinosa
Betula pendula
Cornus sanguinea
Corylus avellana
Crataegus monogyna
Fraxinus excelsior
Ilex aquifolium
Larix decidua
Pinus sylvestris
Quercus robur
Viburnum opulus

FEATHERED TREES (1500-2500mm HIGH)
PLANT SPACING : 3000mm SPACING
SPECIES TO BE LARGELY INDIGENOUS AND TO TYPICALLY INLCUDE :
Alnus glutinosa
Betula pendula
Sorbus aucuparia

SHRUB PLANTING

PLANT SPACING : 750mm SPACING
PLANTING TO INLCUDE :
Amelanchier lamarckii
Berberis ottawensis Superba
Buddleia Nanho
Cistus corbariensis
Cornus sp.
Cotoneaster sp.
Elaeagnus ebbingei
Escallonia sp.
Olearia Macrodonta
Prunus sp.
Philadelphus Belle Etoile
Viburnum sp.

GROUNDCOVER PLANTING

PLANT SPACING : 600mm SPACING
PLANTING TO INCLUDE :
Ceanothus thyrsiflorus Repens
Euonymus fortunei
Geranium x cantabrigiensis Biokovo
Hedera helix 'Hibernica'
Rosa sp.
Spiraea Snowmound
Symphoricarpos chenaultii 'Hancock'
Viburnum davidii
Vinca minor

KEY

- Existing Tree Planting
- Specimen Trees (minimum 12-14cms girth)
- Structure Planting Protected with temporary rabbit-proof fencing
- Ornamental Shrub Planting (pot size minimum 3 litre)
- Groundcover Planting (pot size 2 or 3 litre)
- Seasonal Floral Display
- Mown Grass
- Semi-mature Trees (minimum 20-25cms girth 4-5m high)

0 10 20 30 40 50 60 70 80 90 100

ANTHONY JELLARD ASSOCIATES

LANDSCAPE ARCHITECTURE • LANDSCAPE PLANNING • URBAN DESIGN

Pear Tree Cottage • Grosmont • Nr Abergavenny • Monmouthshire NP7 8LG
Tel / Fax 01600 750475

Bex APP'S

Project	Hare Hatch Garden Centre	Scale	1:500	Date	02/00
Client	Wyevale Garden Centres PLC	Drawn	SJW	Check	
Drawing	Landscape Proposals	Drg No	2014/5/01		Rev A

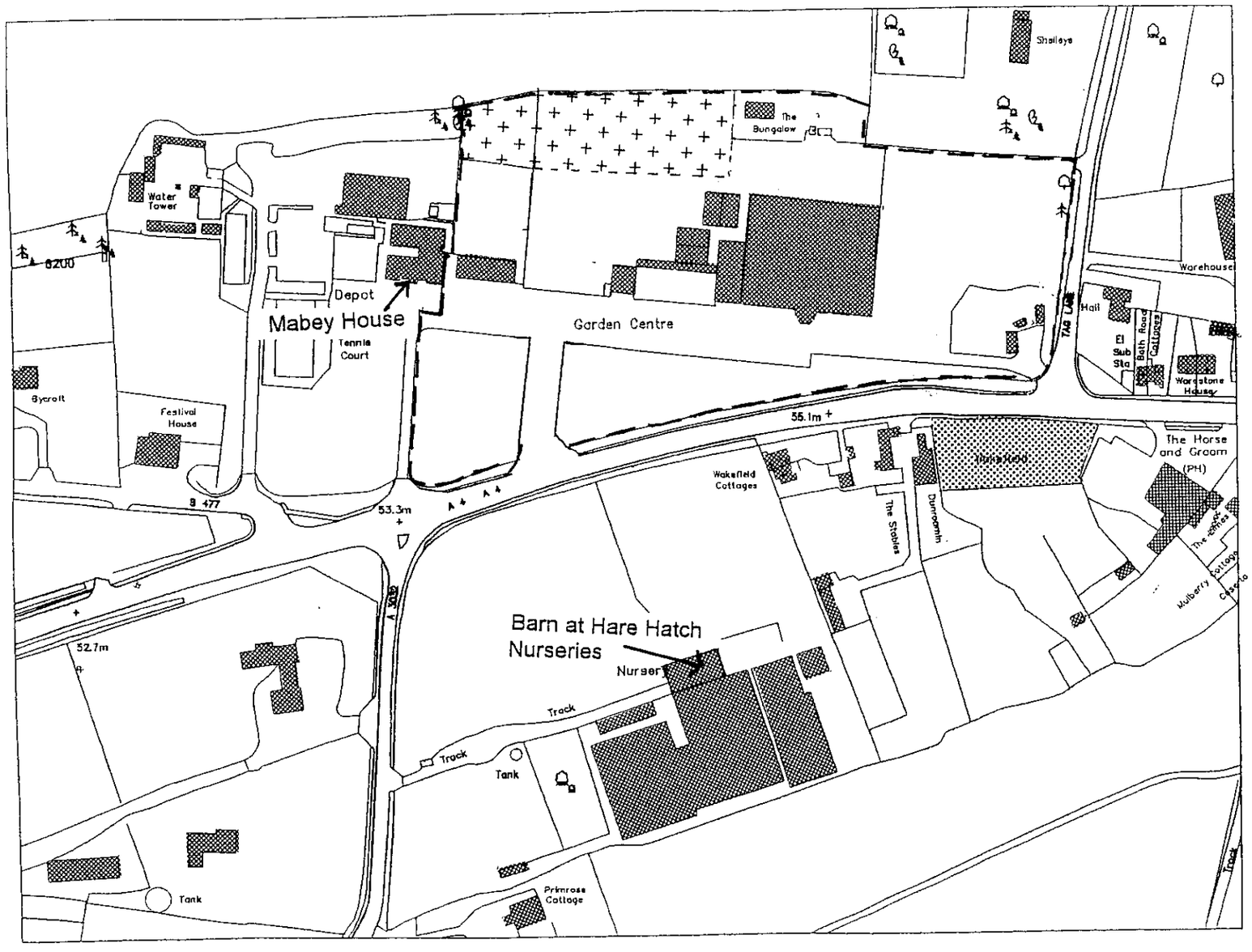

Buildings and Structures

Garden Buildings

Area of Housing Development

Site Boundary

0 10 20 30 40 50 60 70 80 90 100

0 2 3

Wyevale Garden Centre, Hare Hatch
Built Development in the Locality

scale 1:2500 Date: February 2001 Dwg no C0053 SK/08

© Malcolm Scott Consultants Ltd 2001

Malcolm Scott
CONSULTANTS LTD

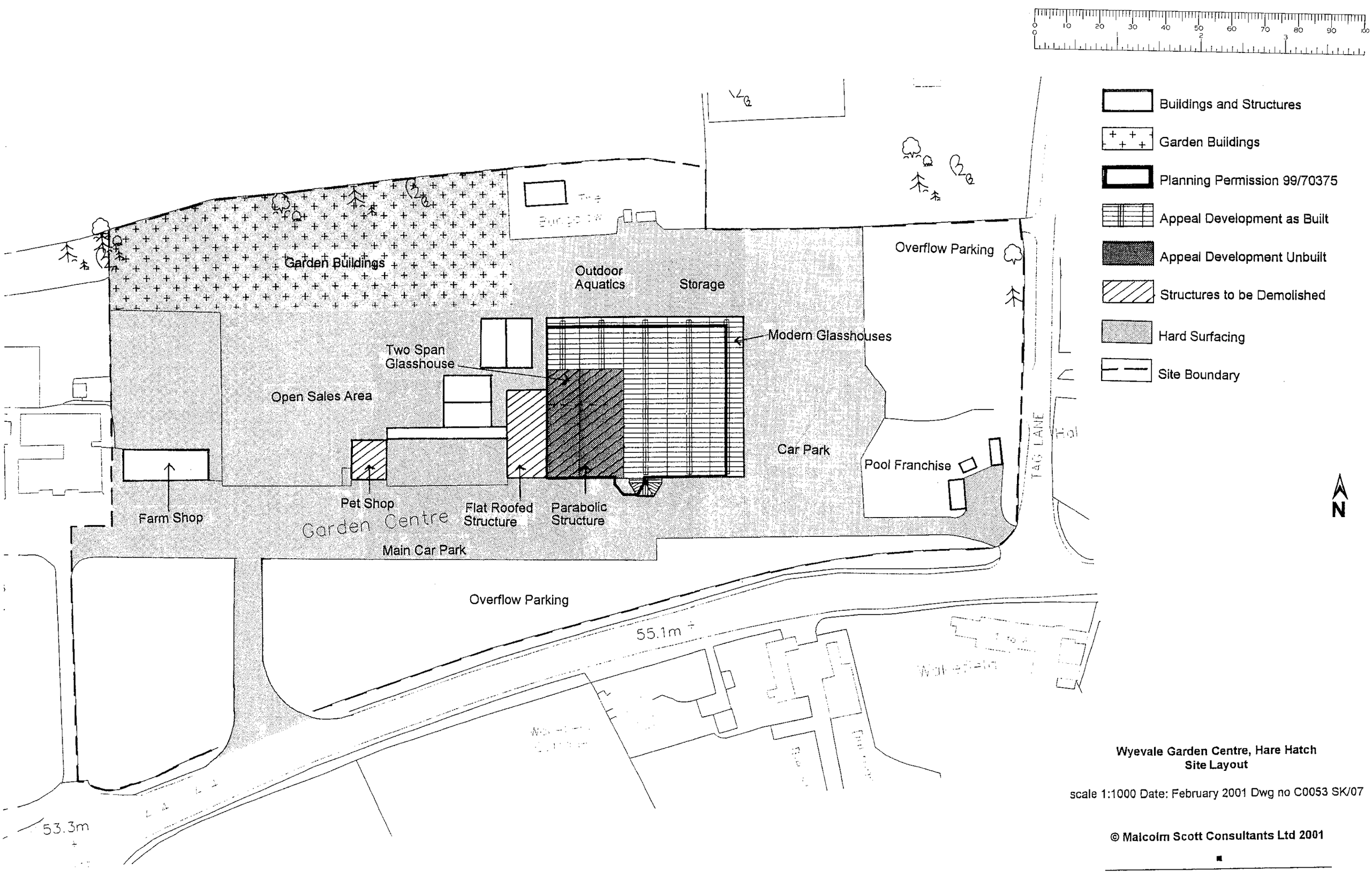

Wyevale Garden Centre, Hare Hatch
Site Layout

scale 1:1000 Date: February 2001 Dwg no C0053 SK/07

© Malcolm Scott Consultants Ltd 2001

Malcolm Scott
CONSULTANTS LTD

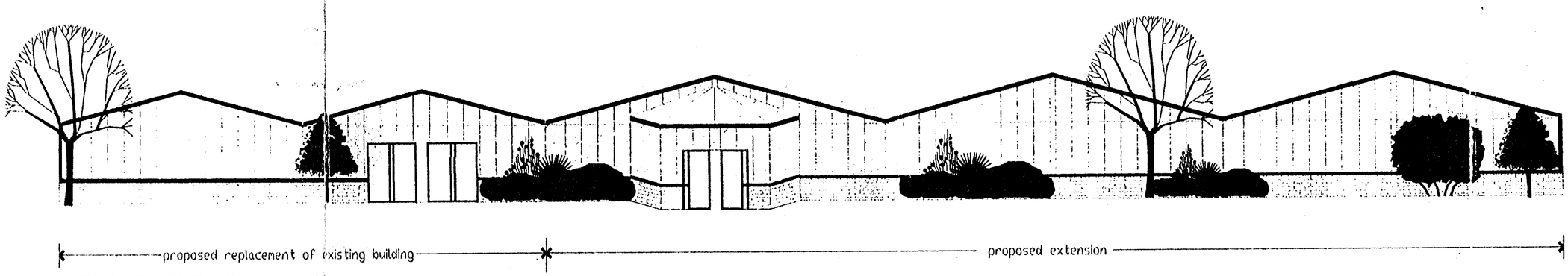

FRONT SOUTH ELEVATION

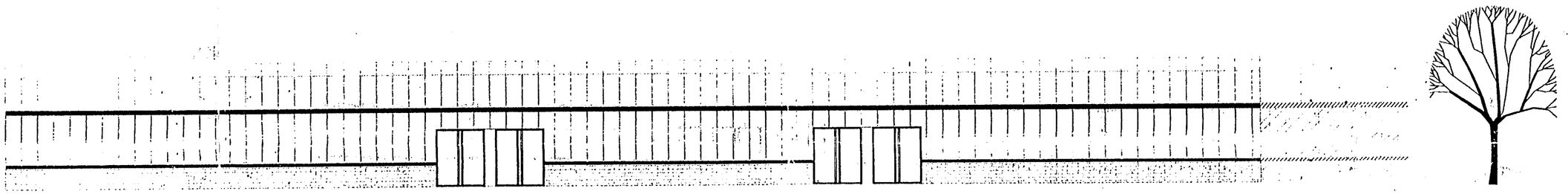

SIDE WEST ELEVATION

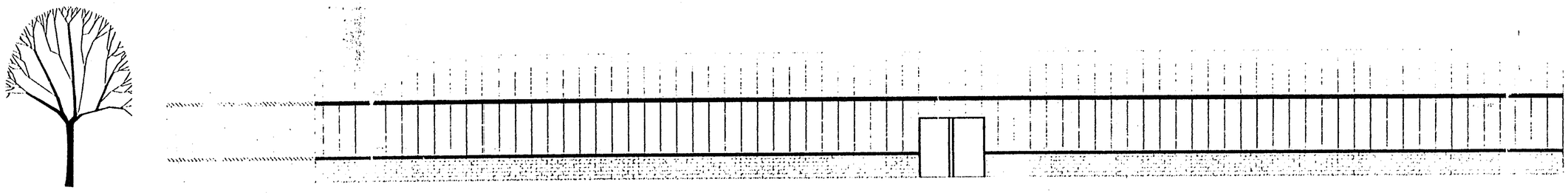

SIDE EAST ELEVATION

WYEVALE GARDEN CENTRES plc
HARE HATCH
DRAWING NUMBER HHA-004.REV01 ELEVATIONS
SCALE 1:100
DRAWN BY D.MOORE
JULY 1999

RND APPLN

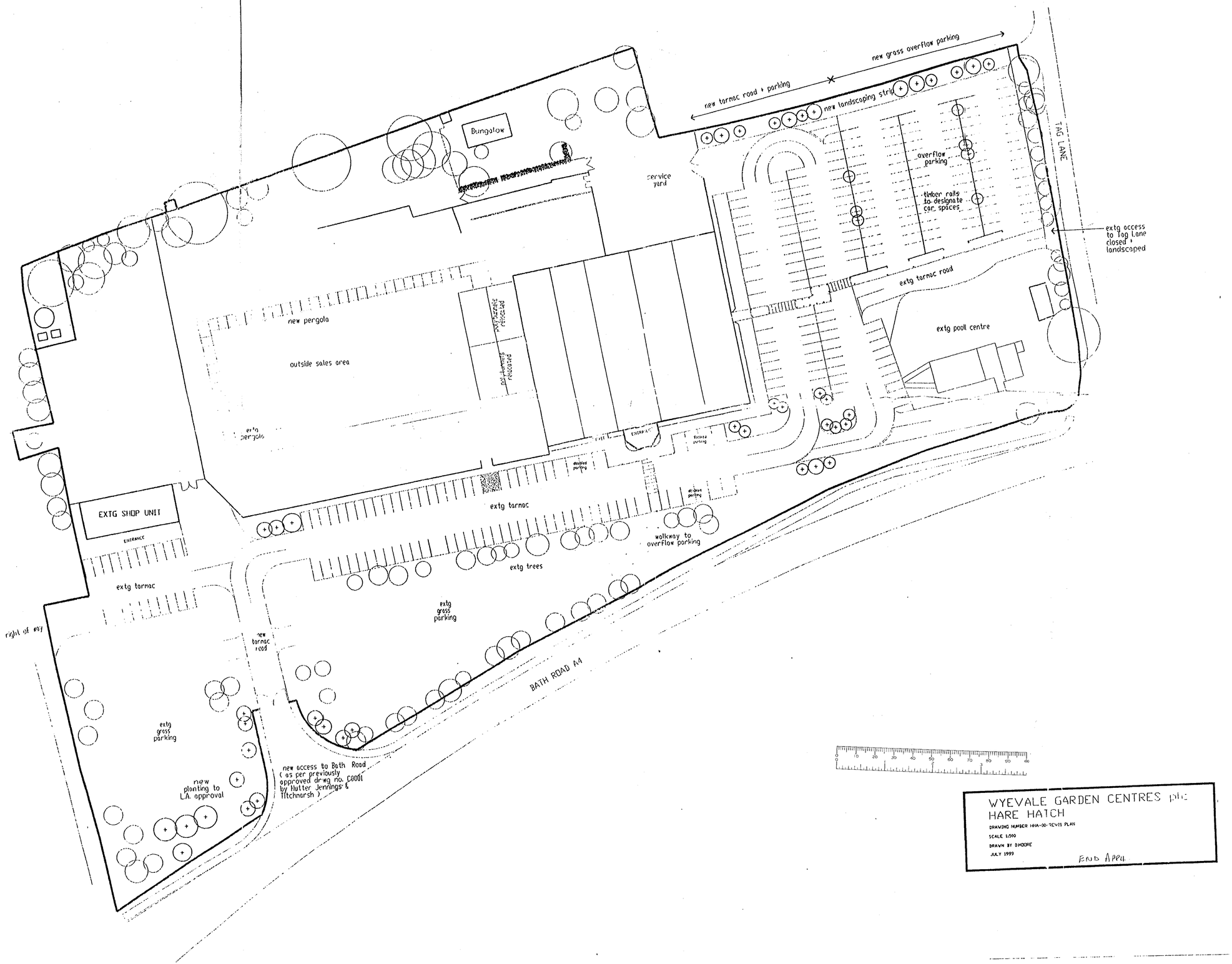

WYEVALE GARDEN CENTRES plc
HARE HATCH
DRAWING NUMBER HHA-00-REV05 PLAN
SCALE 1:500
DRAWN BY D.MOORE
JULY 1999

END APP4

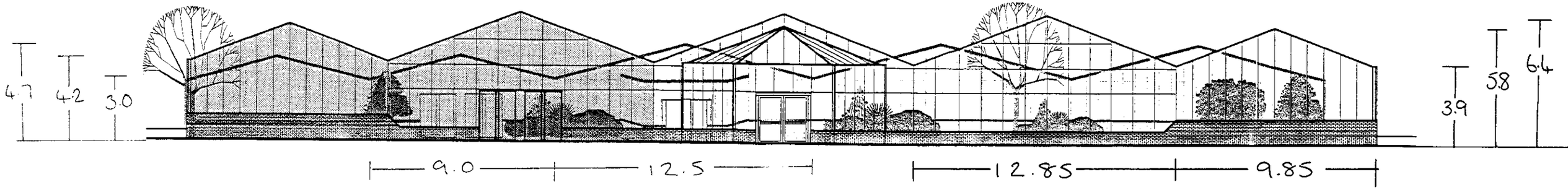

SOUTH ELEVATION

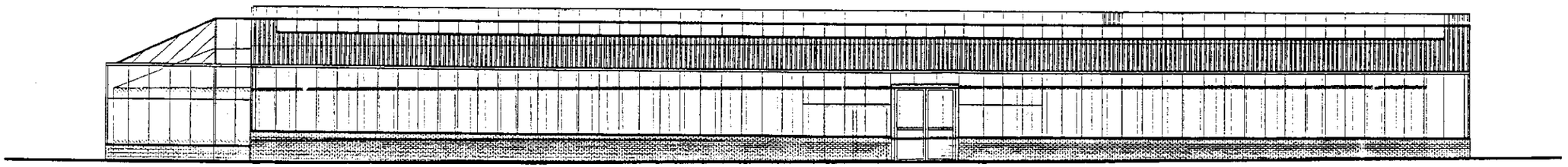

EAST ELEVATION

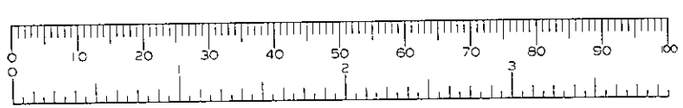

Overlay: Appeal Proposals (shaded area unimplemented)



Wyevale Garden Centre, Hare Hatch
Elevations

scale 1:200 Date: March 2001 Dwg no C0053 SK/09

© Malcolm Scott Consultants Ltd 2001

Malcolm Scott
CONSULTANTS LTD

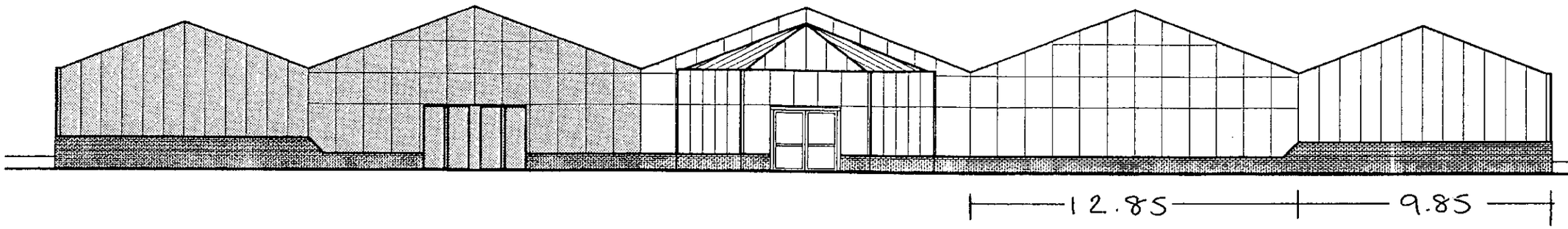

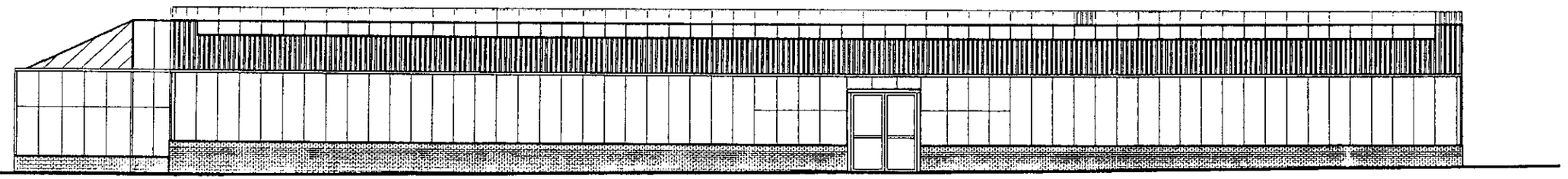

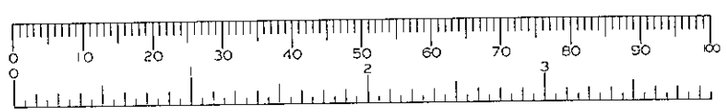

Overlay: Appeal Proposals (shaded area unimplemented)

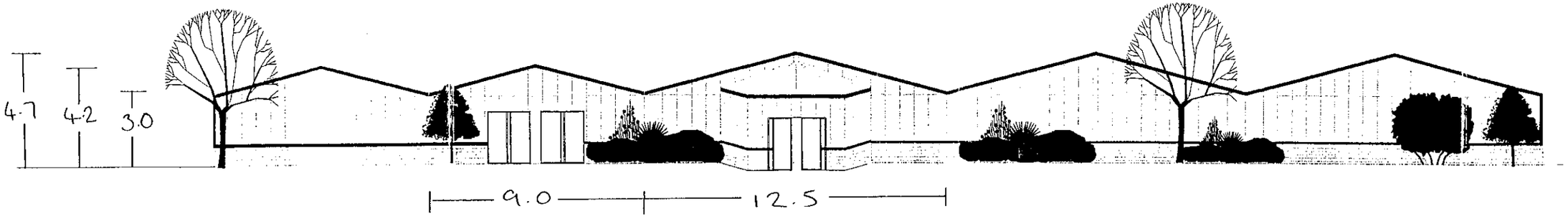

SOUTH ELEVATION

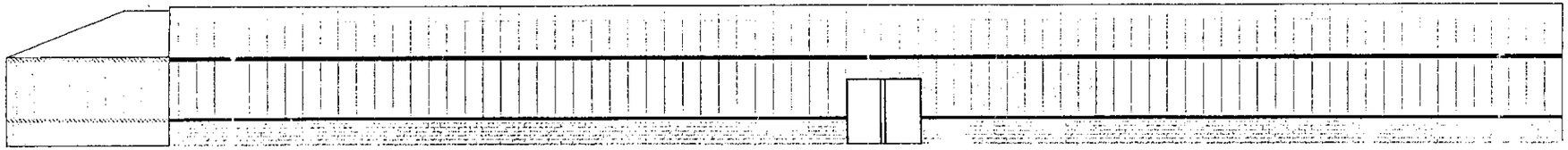

EAST ELEVATION

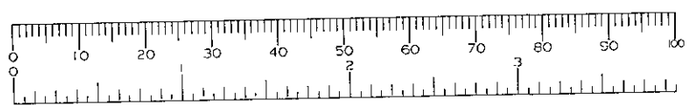

Wyevale Garden Centre, Hare Hatch
Elevations

scale 1:200 Date: March 2001 Dwg no C0053 SK/09

© Malcolm Scott Consultants Ltd 2001

Malcolm Scott
CONSULTANTS LTD

Base: Planning Permission 99/70375/F

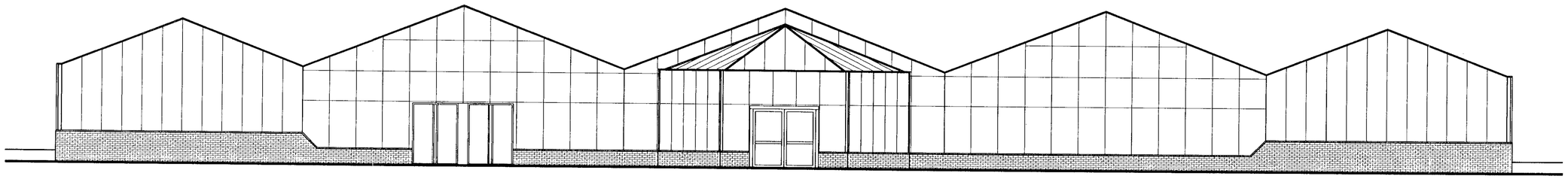

Revised Proposed Front (South) Elevation 1/100



Notes

Revisions

No.	Date.

THIS DRAWING MUST NOT BE SCALED.
Before commencing any work the contractor must set out, check all dimensions on site and report any discrepancies.

Project
EXTENSION TO GARDEN CENTRE

Client
WYEVALE GARDEN CENTRES PLC

Site
WYEVALE GARDEN CENTRE
HARE HATCH
READING

Details
REVISED PROPOSED FRONT (SOUTH) ELEVATION.

HOLLINS
Architects and Surveyors
Planning Consultants

4A Market Hill
Framlingham · Woodbridge · Suffolk IP13 9BA
Tel 01728 723959 · Fax 01728 723947
E-mail all@hollins.co.uk

Scale 1/100

Date MARCH 2000

Drawn PJT

Drawing No.
99148/10

THIS DRAWING IS COPYRIGHT

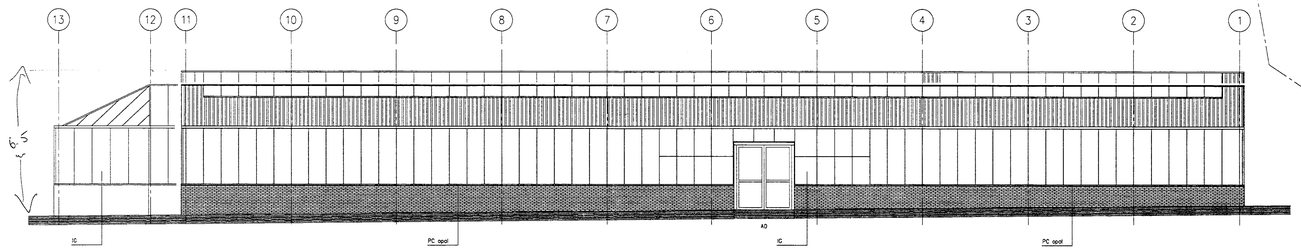

SIDE-WALL AT GRIDLINE F

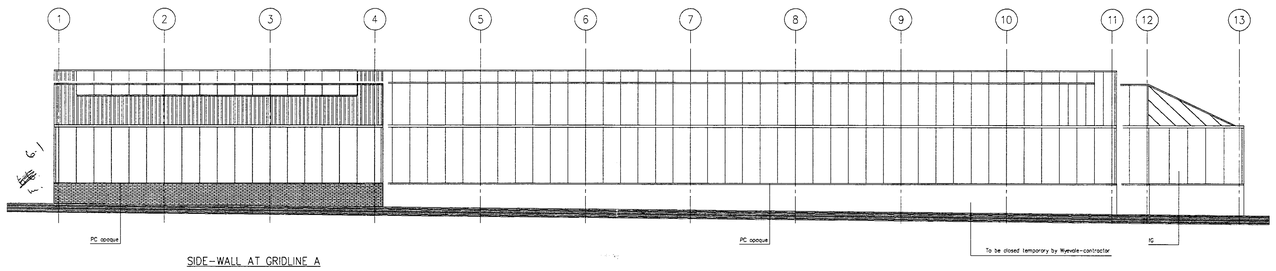

SIDE-WALL AT GRIDLINE A

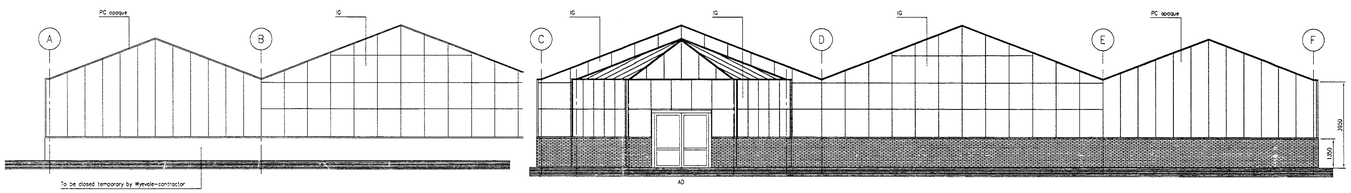

GABLE-WALL AT GRIDLINE 11/13

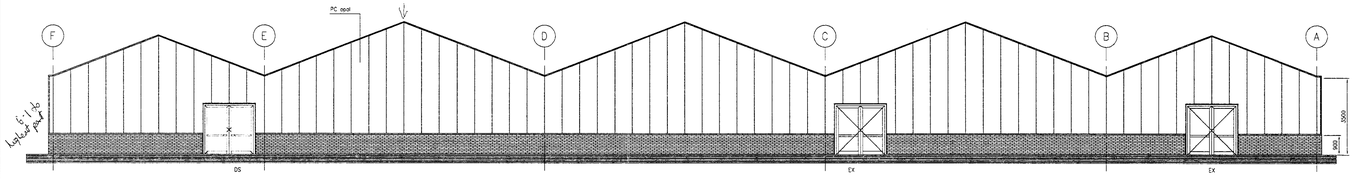

GABLE-WALL AT GRIDLINE 1

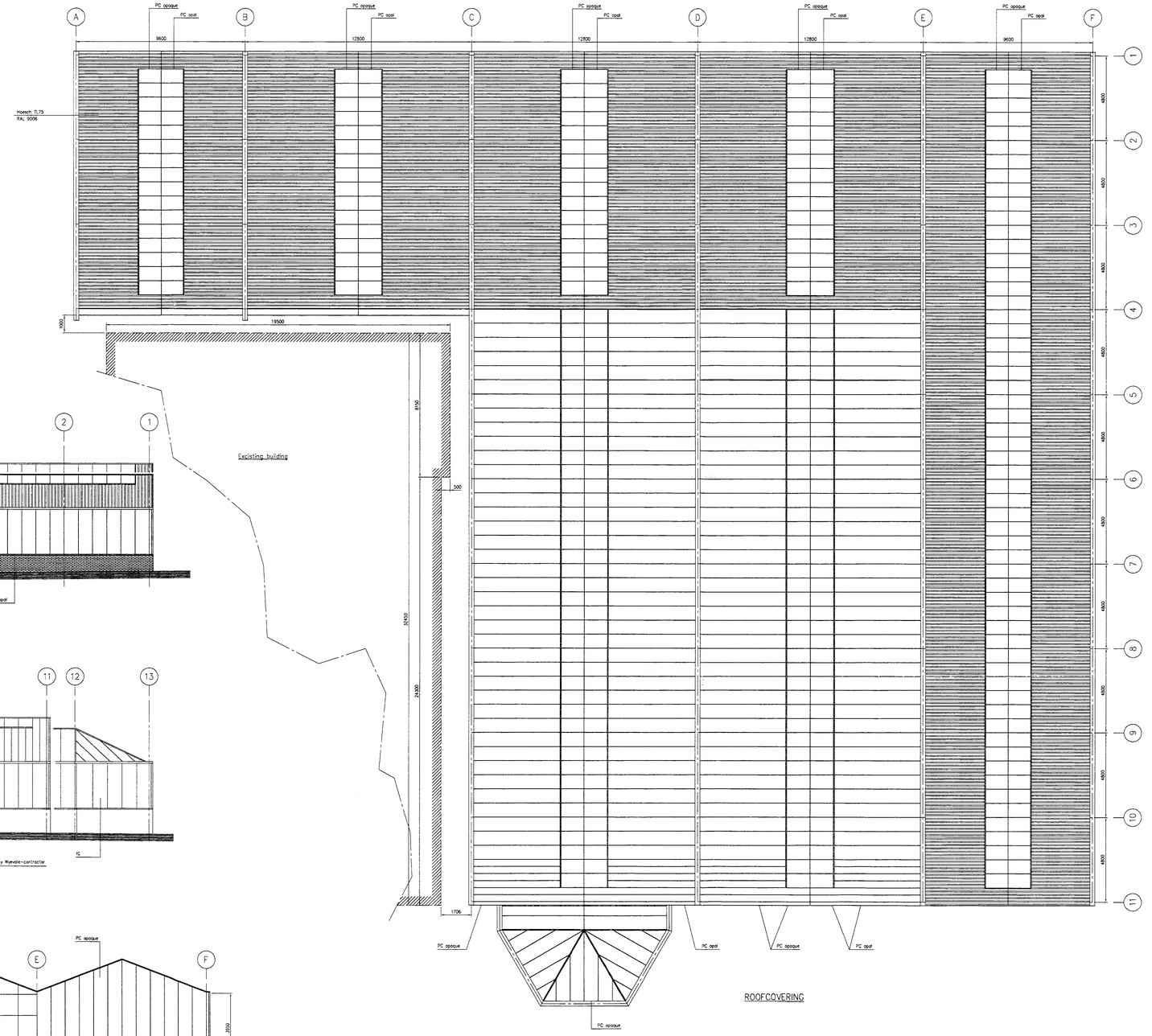

ROOFCOVERING

1G = Insulated double glass 16 mm., outer sheet green
PC = Polycarbonate SJP-sheets 16 mm.
AD = Automatic sliding door 2500x2500 mm.
EX = Emergency exit 2000x2200 mm.
DS = Double swing door 2000x2200 mm.

FINAL VERSION

Projekt: Wyevale Hare Hatch	Location: Hare Hatch		
Client:	Soil pressure:	Kgf/cm2	e
Wyevale Garden Centres plc.	Area:	2012 m2	d
Kings Acre Road	Capacity:	m3	c 21-12-1999 HD
Hereford HR4 OSE	Dwr.:	H.D.	b 17-11-1999 JL
UK	Scale:	1:100	a 20-10-1999 HD
	Date :	06-10-1999	Revision date:
Subject: Elevations	Projekt nr: 2668		Dwg. nr: 02

thermoflor

Thermoflor B.V.©
Sourethweg 17 - 6422 PC Heerlen
Netherland
Phone: +31 45 5411458
Fax : +31 45 5421892

Sales department
Molenweer 2b - 2291 NR Wateringen
Netherland
Phone: +31 174 290606
Fax : +31 174 290291

9/3/00

Wyevale Garden Centre, Hare Hatch

SCALE 1:500

Additional semi-mature evergreen/conifer screening plants to boundary as follows;

2 no.	Taxus baccata	3 m high
1 no.	Pinus nigra Austriaca	3 m high
1 no.	Cedrus deodara	3 m high
1 no.	Ilex x altaclarensis Golden King	2.5m high

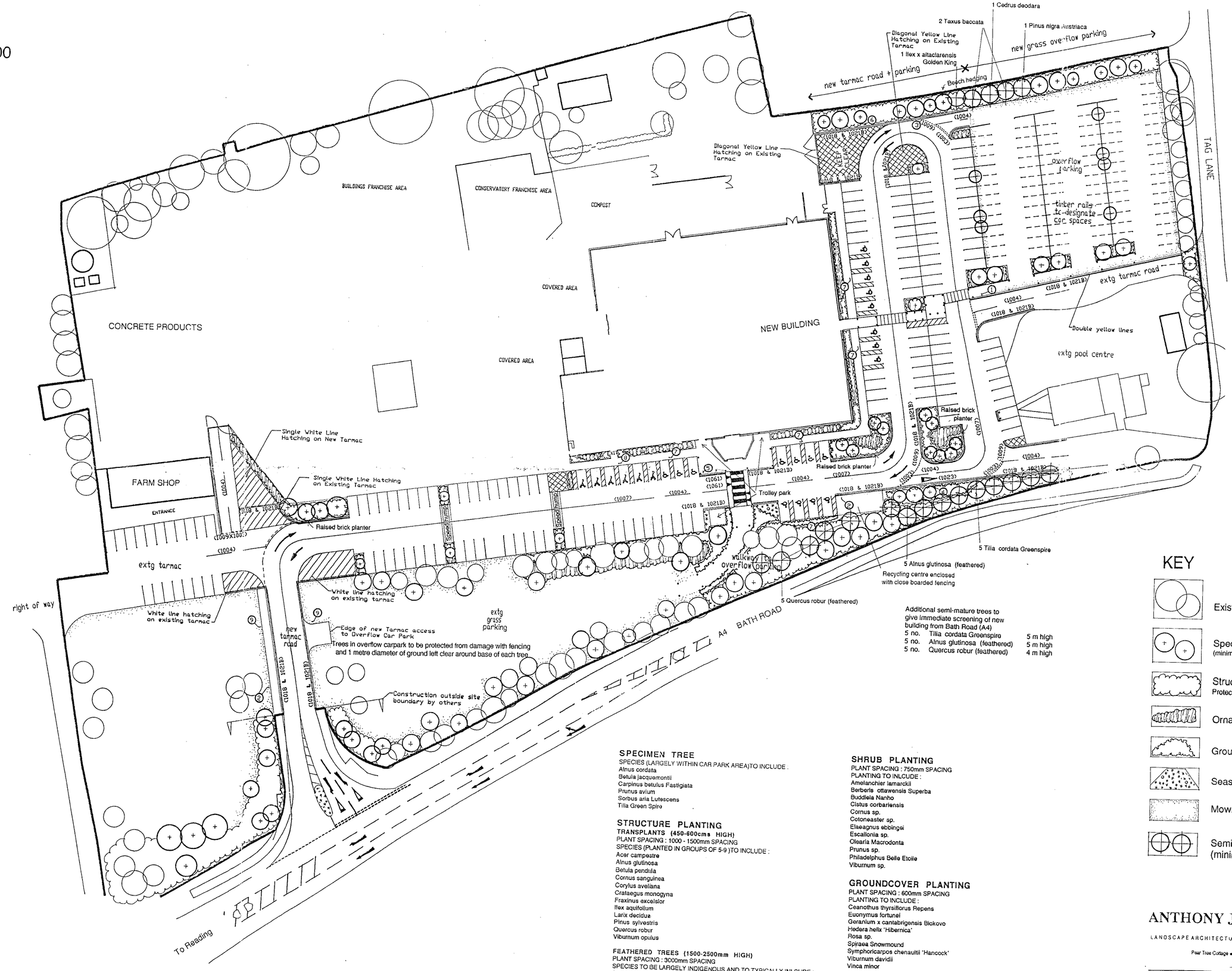

Additional semi-mature trees to give immediate screening of new building from Bath Road (A4)

5 no.	Tilia cordata Greenspire	5 m high
5 no.	Alnus glutinosa (feathered)	5 m high
5 no.	Quercus robur (feathered)	4 m high

SPECIMEN TREE

SPECIES (LARGELY WITHIN CAR PARK AREA)TO INCLUDE :
Alnus cordata
Betula jacquemontii
Carpinus betulus Fastigiata
Prunus avium
Sorbus aria Lutescens
Tilia Green Spire

STRUCTURE PLANTING

TRANSPLANTS (450-600cms HIGH)
PLANT SPACING : 1000 - 1500mm SPACING
SPECIES (PLANTED IN GROUPS OF 5-9)TO INCLUDE :
Acer campestre
Alnus glutinosa
Betula pendula
Cornus sanguinea
Corylus avellana
Crataegus monogyna
Fraxinus excelsior
Ilex aquifolium
Larix decidua
Pinus sylvestris
Quercus robur
Viburnum opulus

FEATHERED TREES (1500-2500mm HIGH)
PLANT SPACING : 3000mm SPACING
SPECIES TO BE LARGELY INDIGENOUS AND TO TYPICALLY INLCUDE :
Alnus glutinosa
Betula pendula
Sorbus aucuparia

SHRUB PLANTING

PLANT SPACING : 750mm SPACING
PLANTING TO INLCUDE :
Amelanchier lamarckii
Berberis ottawensis Superba
Buddleia Nanho
Cistus corbariensis
Cornus sp.
Cotoneaster sp.
Elaeagnus ebbingei
Escallonia sp.
Olearia Macrodonta
Prunus sp.
Philadelphus Belle Etoile
Viburnum sp.

GROUNDCOVER PLANTING

PLANT SPACING : 600mm SPACING
PLANTING TO INCLUDE :
Ceanothus thyrsiflorus Repens
Euonymus fortunei
Geranium x cantabrigensis Biokovo
Hedera helix 'Hibernica'
Rosa sp.
Spiraea Snowmound
Symphoricarpos chenaultii 'Hancock'
Viburnum davidii
Vinca minor

SPECIFICATION

1.0 GENERAL NOTES

1.1 PLANTS
Trees, shrubs and plants for the contract shall comply with the specific requirements for nursery stock as set out in BS 3936. The Contractor shall allow for supplying all plant material as containerised stock should the contract period falls outside of the mid-October to mid- March planting season.

1.2 LIFTING, PACKING AND DELIVERY OF TREES AND SHRUBS
The Contractor shall comply with the requirements of the Horticultural Trades Association document "General Conditions, Specification and Schedules of Quantity for the Supply and Delivery of Plants"

1.3 PLANTING POSITIONS
The boundaries of planting beds and the location of individual trees shall be marked out on site using pegs and spray paint and shall be in accordance with Drwg No. 2014/5/01 A.

1.4 GROUND PREPARATION

1.4.1 Trees
Tree pits shall be excavated to a minimum size of 750mm diameter x 500mm deep. The Contractor shall ensure that the base and sides of the pit are well scarified and free draining with the base being ripped to a depth of 200mm.

1.4.2 Structure Planting
Area to be weedkilled with Glyphosate and plant pits excavated to a minimum size of 300mm diameter x 300mm deep.

1.4.3 Shrub / Groundcover Planting
(Assuming unsuitable material for planting directly into)
Planting areas are to be excavated to an average depth of 500mm below finished surface level and all arisings removed from site. Planting beds are to recieve 450mm good quality topsoil which shall comply with BS 3882.
An approved granular fertiliser shall be spread at a rate of 75 grms/square metre over the planting beds and incorporated into the top 150mm to achieve a well blended mix

1.5 PLANTING

1.5.1 Trees
Spread 75mm planting medium of 2 parts topsoil : 1part TPMC in base of planting pit. Insert tree and back fill with planting medium in 150mm layers heeling in the top layer of planting medium around the root collar. Each tree to be supported with one 75mm diameter stake 1800mm long and secured with 2 no. 38mm wide rubber belt and spacer block type ties.

1.5.2 Structure Planting
Pit plant backfilling with a mixture of 2 parts topsoil : 1 part TPMC. Mulch bed with 75mm depth of medium grade bark.

1.5.3 Shrub / Groundcover Planting
Remove all impervious and non-perishable containers and prune back all dead roots. Excavate hole large enough to accomodate root ball.Carefully position plants in an upright and well balanced stance and at the same depth as they had been previously in the pot. Carefully backfill with topsoil arisings, firm in and water. Spread 75mm medium grade bark mulch over whole bed immediately after watering in.

0 10 20 30 40 50 60 70 80 90 100

KEY

REVISED PLAN

1164 - 4

- Existing Tree Planting
- Specimen Trees (minimum 12-14cms girth)
- Structure Planting Protected with temporary rabbit-proof fencing
- Ornamental Shrub Planting (pot size minimum 3 litre)
- Groundcover Planting (pot size 2 or 3 litre)
- Seasonal Floral Display
- Mown Grass

REFUSED

- Semi-mature Trees (minimum 20-25cms girth 4-5m high)

ANTHONY JELLARD ASSOCIATES

LANDSCAPE ARCHITECTURE ● LANDSCAPE PLANNING ● URBAN DESIGN

Pear Tree Cottage ● Grosmont ● Nr Abergavenny ● Monmouthshire NP7 8LG
Tel / Fax: 01600 750475

Project	Hare Hatch Garden Centre	Scale	1:500	Date	02/00
Client	Wyevale Garden Centres PLC	Drawn	SJW	Check	
Drawing	Landscape Proposals	Drg No	2014/5/01	Rev	A

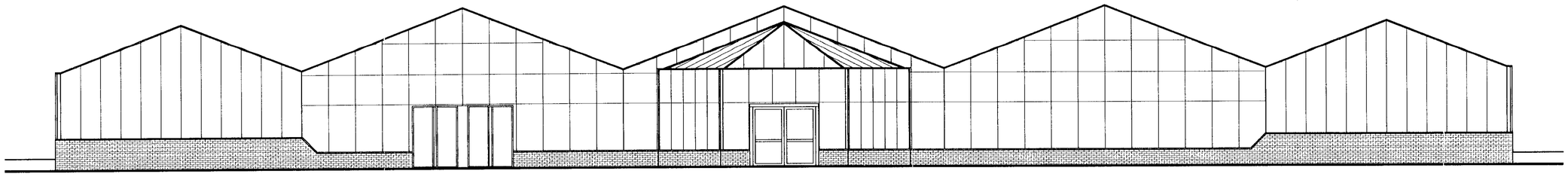

Proposed Front (South) Elevation

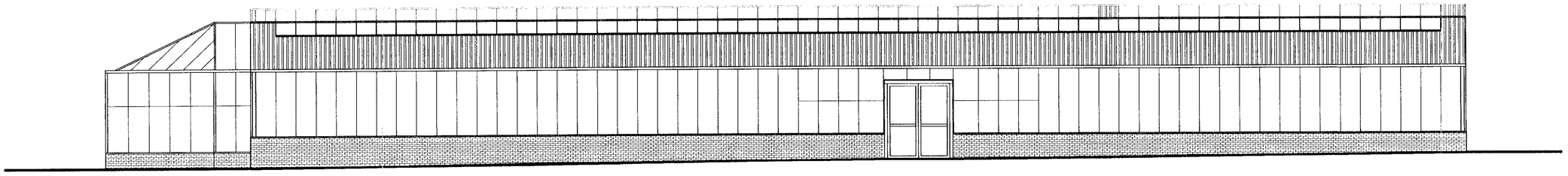

Proposed Side (East) Elevation

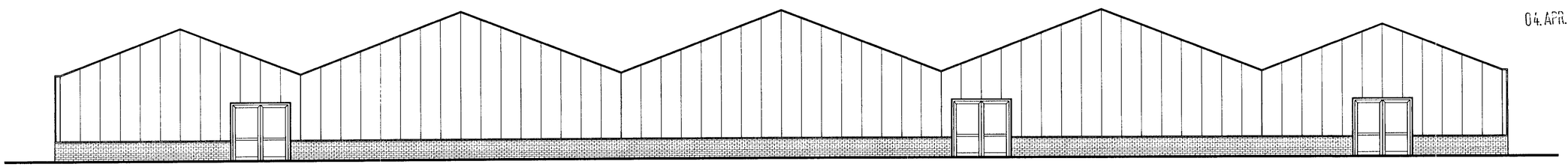

Proposed Rear (North) Elevation

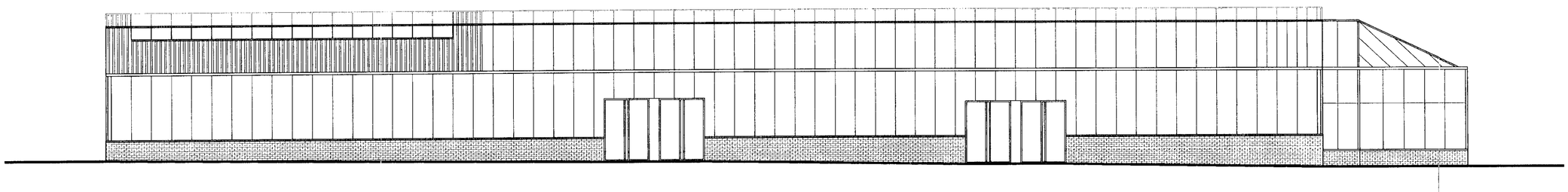

Proposed Side (West) Elevation

04.APR.2000* 1164

REFUSED



Notes

Revisions

No.	*Date.*	
A	MAR'00	EAST ELEVATION ADDED.
B	MAR'00	ALL ELEVATIONS SHOWN.

THIS DRAWING MUST NOT BE SCALED. Before commencing any work the contractor must set out, check all dimensions on site and report any discrepancies.

Project
EXTENSION TO GARDEN CENTRE

Client
WYEVALE GARDEN CENTRES PLC

Site
WYEVALE GARDEN CENTRE
HARE HATCH
READING

Details
REVISED PROPOSED ELEVATIONS.

HOLLINS
Architects and Surveyors
Planning Consultants

4A Market Hill
Framlingham · Woodbridge · Suffolk IP13 9BA
Tel 01728 723959 · Fax 01728 723947
E-mail all@hollins.co.uk

Scale 1/100

Date MARCH 2000

Drawn PJT

Drawing No.
99148/10B

THIS DRAWING IS COPYRIGHT

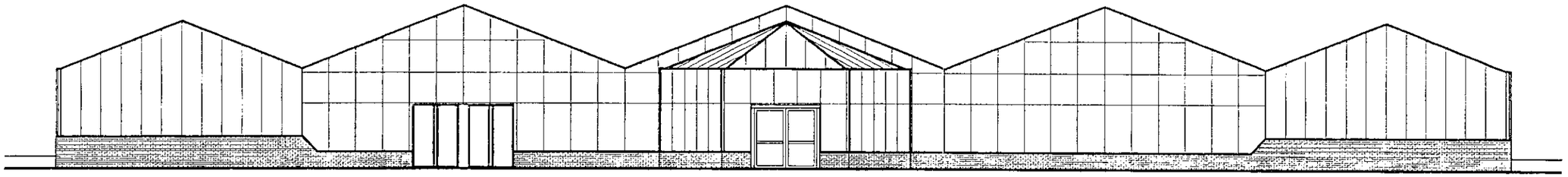

Proposed Front (South) Elevation

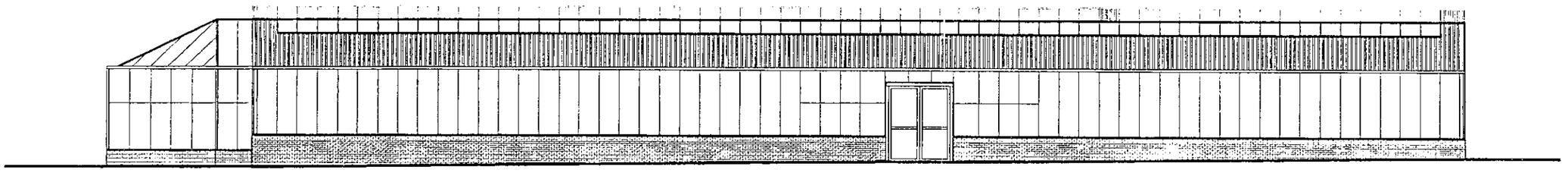

Proposed Side (East) Elevation

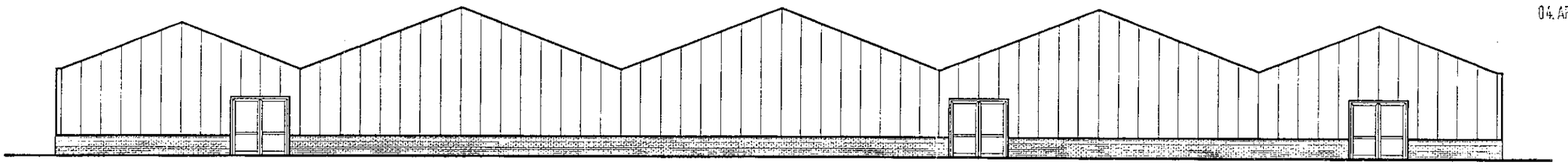

Proposed Rear (North) Elevation

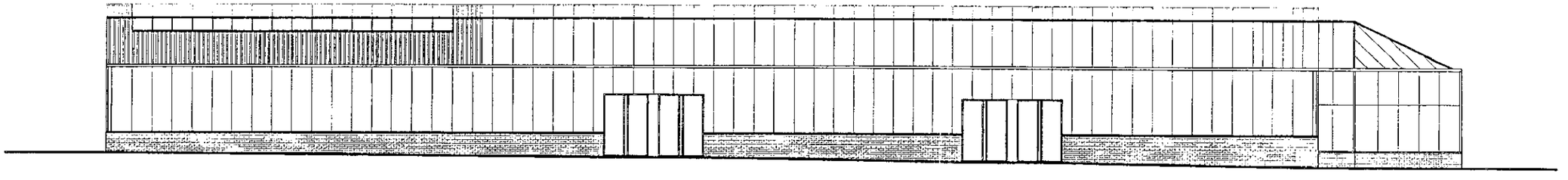

Proposed Side (West) Elevation

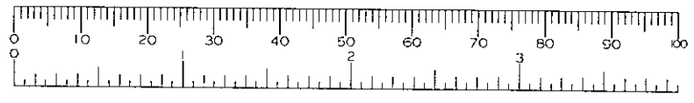

04 APR 2000 1164

Notes

Revisions

No.	Date.	
A	MAR'00	EAST ELEVATION ADDED.
B	MAR'00	ALL ELEVATIONS SHOWN

THIS DRAWING MUST NOT BE SCALED.
Before commencing any work the contractor must set out, check all dimensions on site and report any discrepancies.

Project
EXTENSION TO GARDEN CENTRE

Client
WYEVALE GARDEN CENTRES PLC

Site
WYEVALE GARDEN CENTRE
HARE HATCH
READING

Details
REVISED PROPOSED ELEVATIONS.

HOLLINS
Architects and Surveyors
Planning Consultants

4A Market Hill
Framlingham · Woodbridge · Suffolk IP13 9BA
Tel 01728 723959 · Fax 01728 723947
E-mail all@hollins.co.uk

Scale 1/100

Date MARCH 2000

Drawn PJT

Drawing No.
99148/10B

THIS DRAWING IS COPYRIGHT

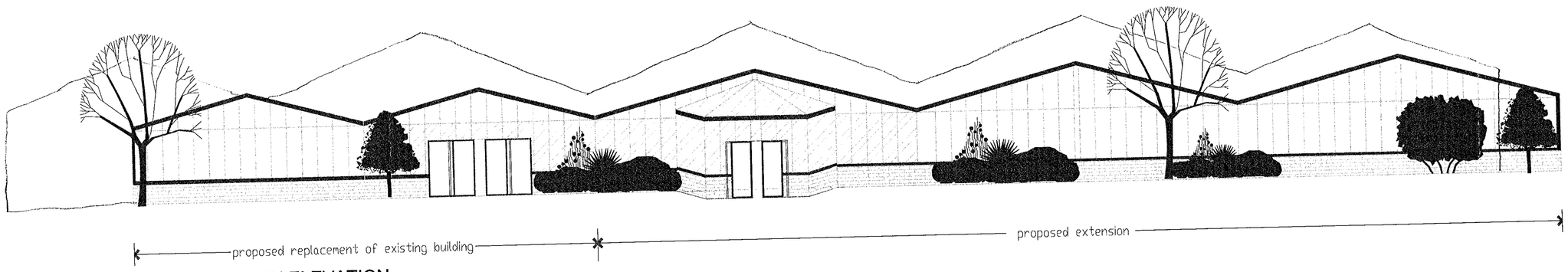

FRONT SOUTH ELEVATION

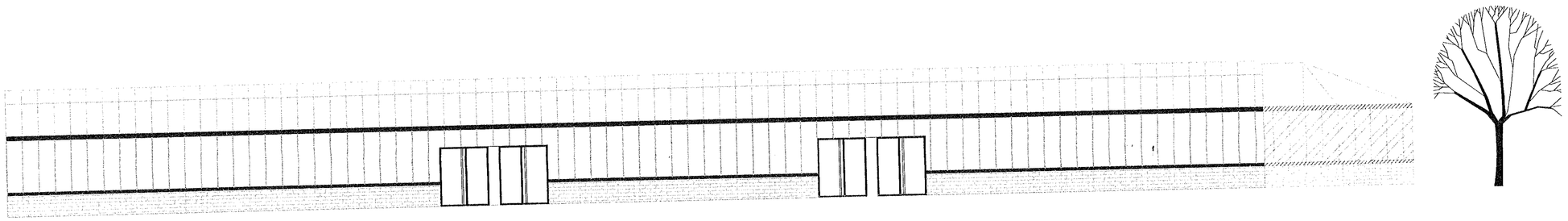

SIDE WEST ELEVATION

PART 1 REGISTER

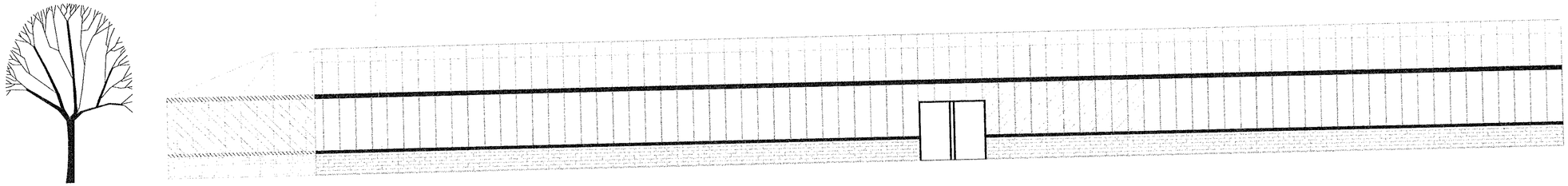

SIDE EAST ELEVATION

26.AUG.1999* 70375

WYEVALE GARDEN CENTRES plc
HARE HATCH
DRAWING NUMBER HHA-004.REV01 ELEVATIONS
SCALE 1:100
DRAWN BY D.MOORE
JULY 1999