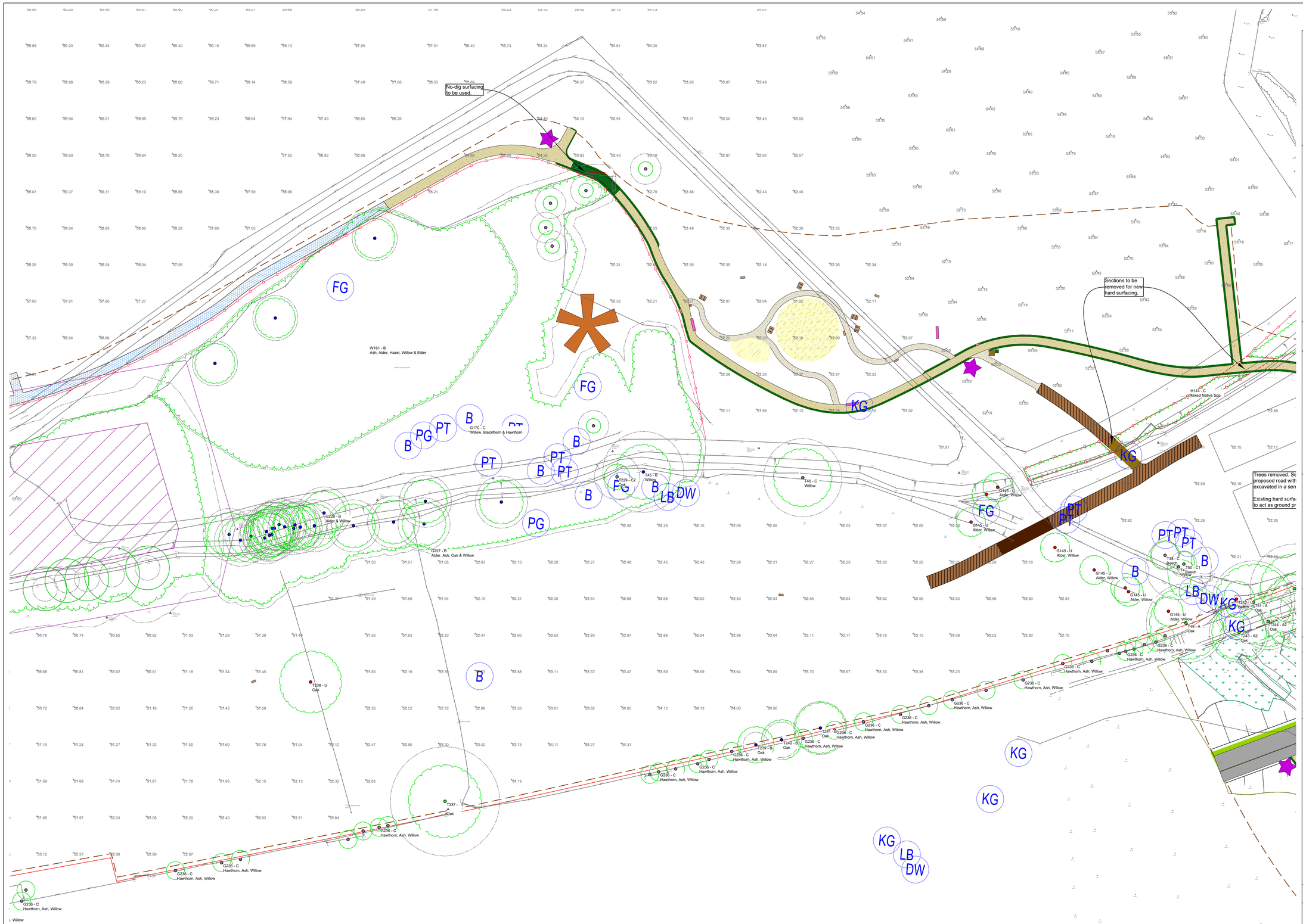


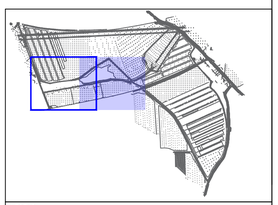

**LEGEND**

**TREE PROTECTION FENCING & EXCLUSION ZONE**

All Tree Protection Fence (TPF) shall be installed prior to any plant activity on site whatsoever, including demolition, utility installation, groundworks, and soil stripping. Once erected, all TPF will be regarded as sacrosanct, and will not be removed or altered without prior recommendation by the project arboricultural and approval of the local planning authority.

**BS5837:2012 Figure 2- barrier specification**

**Tree Protection Fence** shall comprise of Heras type panels, well braced well braced to resist impacts by attachment to a scaffold framework that is set firmly into the ground. Once the exclusion zone has been protected by barriers and/or ground protection, construction work can commence. All weather notices may be erected on the barriers.

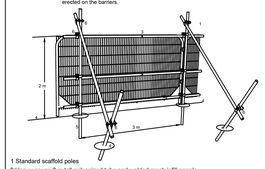


1 Standard scaffold poles
2 Heavy gauge 2 m tall galvanized tube and welded mesh infill panels
3 Panels secured to uprights and cross-members with wire ties
4 Ground level
5 Uprights driven into the ground until secure (minimum depth 0.6 m)
6 Standard scaffold clamps

**SENSITIVE EXCAVATION**

The required excavation is within retained RPA. To reduce impacts to underlying roots the excavation is to be conducted in a sensitive manner, either by use of hand-tools and air-spade where feasible or through use of an excavator with a toothless bucket and under direct supervision.

**NO-DIG SURFACE**

Cellular confinement system (CCS) o be used to create this area of hard surface, above the existing ground level. Topsoil to be retained. Depth of CCS to be 50-75mm for pedestrian surfaces and 100-200 for vehicular surfaces. Surface to be porous to approved details and specifications. To be installed under arboricultural supervision. **All specifications subject to engineering design**.

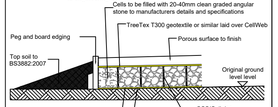


**TREE TO BE RETAINED**

**TREE TO BE REMOVED**

**HEDGE CANOPY TO BE REDUCED**
Hedge to be trimmed back from the red dashed line to the green line as indicated.

**A CATEGORY TREE**
**B CATEGORY TREE**
**C CATEGORY TREE**
**U CATEGORY TREE**

**ROOT PROTECTION AREA (RPA) FOR RETAINED TREES**

The original of this drawing was produced in colour- a monochrome copy should not be relied upon.

0 5 10 15 20 25m

| Rev | Date | Details | Drawn |
|---|---|---|---|
| A | 28/11/25 | Connection to existing PRoW mitigation shown. | WTW |


ACD ENVIRONMENTAL

HEAD OFFICE
Rodbourne Rail Business Centre, Grange Lane,
Malmesbury, SN16 0ES
Tel: 01666 825646

Unit 7, Godalming Business Centre, Woolsack Way
Godalming, GU7 1XW
Tel: 01483 425714

Suite 6, Crescent House, Yonge Close,
Eastleigh, SO50 9SX
Tel: 02382 026300

email: mail@acdenv.co.uk
www.acdenvironmental.co.uk



Copyright of ACD. All rights described in Chapter IV of the Copyright, Designs and Patents Act 1988 have been generally asserted: 2015. Copyright of this plan remains with ACD until all fees have been paid in full.


scheme: South Wokingham Phase 2 -SANG
client: Miller Homes & Kier Ventures Ltd
drawing: Tree Protection Plan
date: 24/07/2025
scale: 1:500@A1
dwg no: PRI24132-03A Phase - SANG
Sheet 2 of 7
drawn: WTW checked: AJB