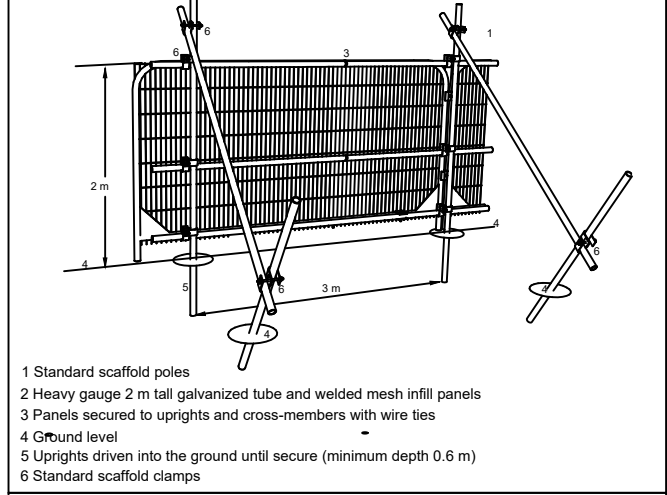


LEGEND

TREE PROTECTION FENCING & EXCLUSION ZONE
All Tree Protection Fencing (TPF) shall be installed prior to any plant activity on site whatsoever, including demolition, utility installation, groundworks, and soil stripping. Once erected, all TPF will be regarded as permanent, and will not be removed or altered without prior recommendation by the project arboriculturist and approval of the local planning authority.

BS5837:2015 Figure 2: Barrier specification

- 1 Standard scaffold poles
- 2 Heavy gauge 2 m tall galvanized tube and welded mesh infill panels
- 3 Panels secured to uprights and cross-members with wire ties
- 4 Offcut level
- 5 Uprights driven into the ground until secure (minimum depth 0.6 m)
- 6 Standard scaffold clamps



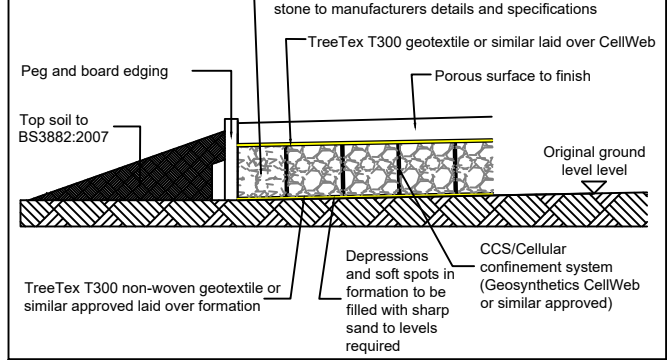
SENSITIVE EXCAVATION
The required excavation is within retained RPA. To reduce impacts to underlying roots the excavation is to be conducted in a sensitive manner, either by use of hand-digging and air-spade where feasible or through use of an excavator with a toothless bucket and under direct supervision.

NO-DIG SURFACE
Cellular confinement system (CCS) to be used to create this area of hard surface, above the existing ground level. Topsoil to be retained. Depth of CCS to be 50-75mm for pedestrian surfaces and 100-200 for vehicular surfaces. Surface to be porous to approved details and specifications. To be installed under arboricultural supervision. All specifications subject to engineering design.

Cells to be filled with 20-40mm clean graded angular stone to manufacturers details and specifications.

TreeTex T300 geotextile or similar laid over CellWeb.

Porous surface to finish.




TREE TO BE RETAINED

TREE TO BE REMOVED

HEDGE CANOPY TO BE REDUCED
Hedge to be trimmed back from the red dashed line to the green line as indicated.

A CATEGORY TREE
B CATEGORY TREE
C CATEGORY TREE
U CATEGORY TREE

ROOT PROTECTION AREA (RPA) FOR RETAINED TREES



A	28/1/25	Connection to existing ProW mitigation shown.	WTW
Rev	Date	Details	Drawn

ACD ENVIRONMENTAL

HEAD OFFICE
Rodbourne Rail Business Centre, Grange Lane,
Malmesbury, SN16 0ES
Tel: 01666 825646

Unit 7, Godalming Business Centre, Woolsack Way
Godalming, GU7 1XW
Tel: 01483 425714

Suite 6, Crescent House, Yonge Close,
Eastleigh, SO50 9SX
Tel: 02382 026500

email: mail@acdenv.co.uk
www.acdenvironmental.co.uk

Copyright of ACD. All rights described in Chapter IV of the Copyright, Designs and Patents Act 1988 have been generally asserted. 2015. Copyright of this plan remains with ACD until all fees have been paid in full.

scheme: South Wokingham
Phase 2 - SANG
client: Miller Homes & Kier
Ventures Ltd
drawing: Tree Protection Plan
date: 24/07/2025
scale: 1:500@A1
dwg no: PRI24132-03A Phase - SANG
Sheet 3 of 7
drawn: WTW checked: AJB