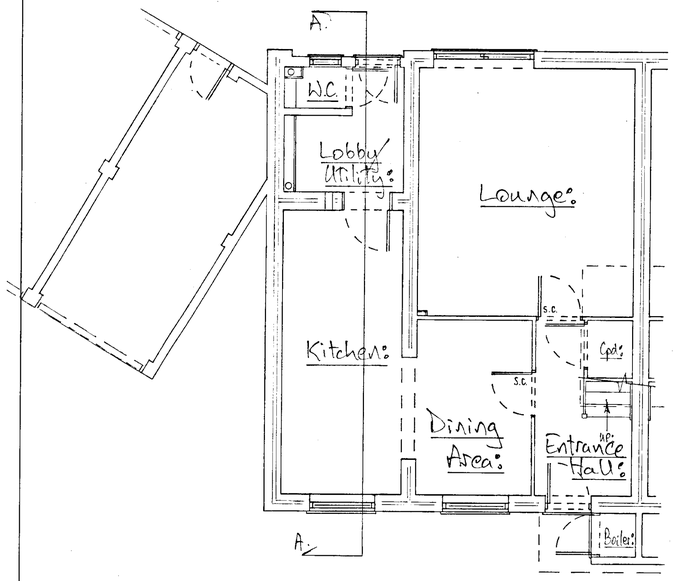

GROUND FLOOR PLAN:

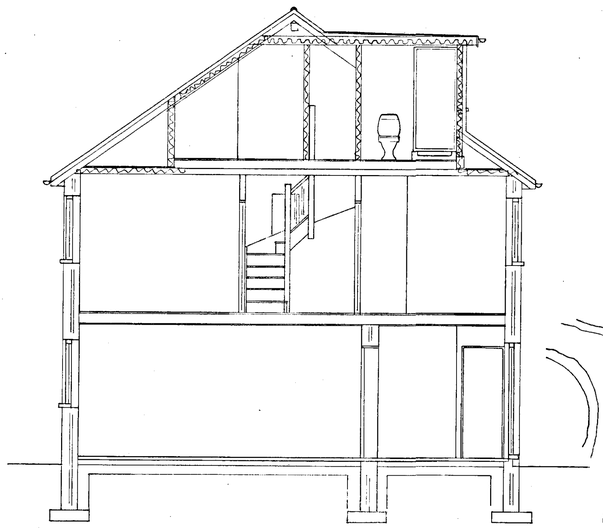

SECTION A:A:

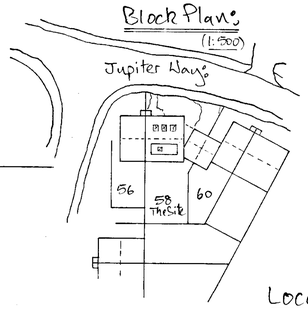

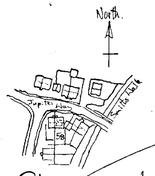

Location Plan:
(1:2000)

Although the bathroom window has been drawn here as having side opening sash – I would change the drawing to specify a fixed glazed window – perhaps with a top hung fanlight instead.

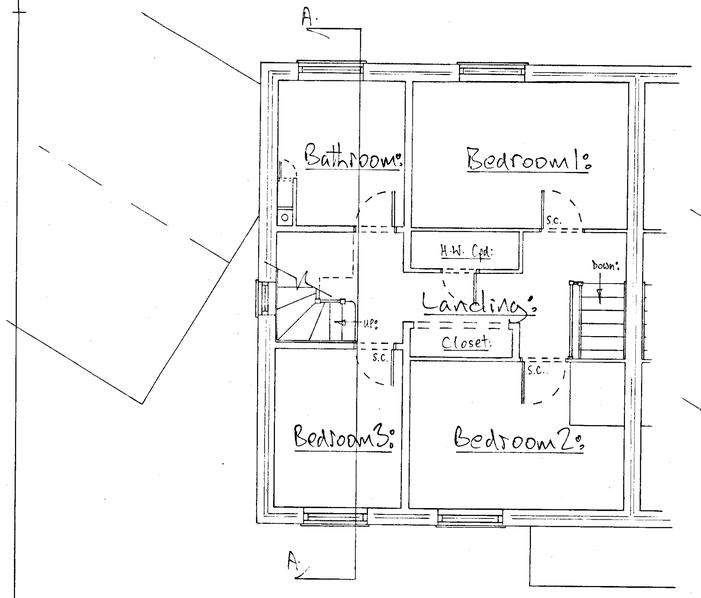

FIRST FLOOR PLAN:

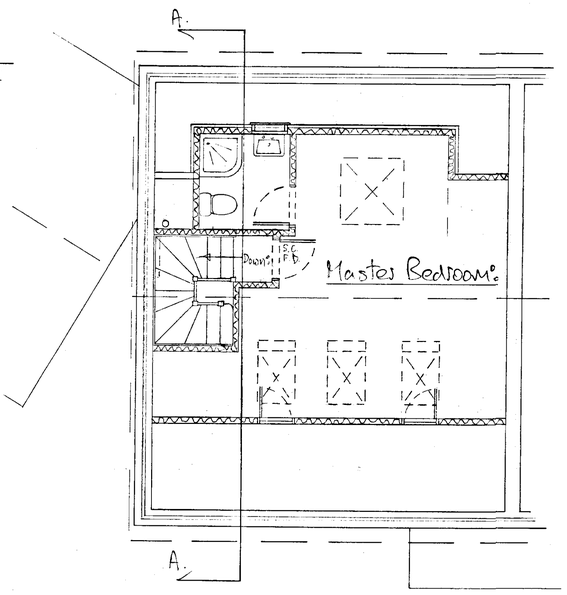

LOFT FLOOR PLAN:

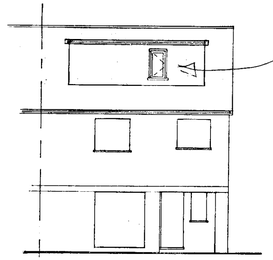

Rear Elevation:

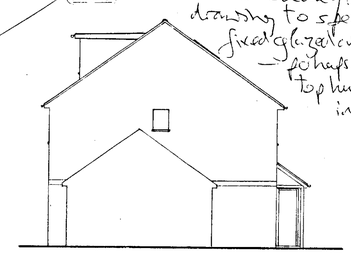

East Elevation:

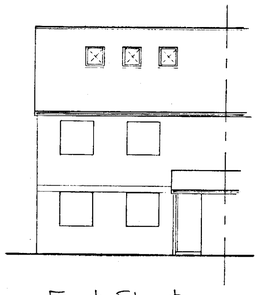

Front Elevation:

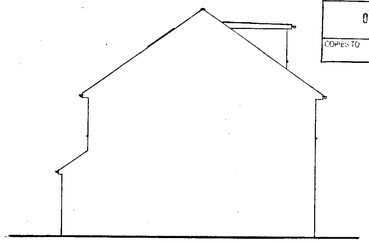

West Elevation:

NOTES:

EXTERNAL FINISHES:

The external finishes of the new dormer on the north side of the building will be tiled with plain tiles of a similar colour to the concrete interlocking tiles on the roof at present. The eaves of this dormer would be of white uPVC as would the frames of the two double glazed windows which would be built into the rear face of the dormer. All new flashings would be of sheet leadwork. Roof windows would be from the standard range of Velux roof lights. The flat roof would be weathered with grey coloured Sarnafil.

Would be rewarded accordingly.

	Date	Revisions
B	26-8-02	Detail of smaller dormer added
A	22-6-02	Dormer size reduced as per suggestion

© Copyright

THE LOFT CONVERSION COMPANY (RDG)

0118 945 3469.

PLANNING SERVICES 1991
04 SEP 2002
COPIES TO

Client: Mr & Mrs. A. Sumner:

Job Title: Planning / Building Control: Proposed Loft Conversion with rear dormer @ 58 Jupiter Way, Wokingham.

Drawing Title: Plans: Locations: Section: Block: Elevations: Notes:

Plans + Section: Elevations: Block: Location

Scale: 1:50 1:100 1:500 1:1000

Date: 2-3-02 Drawn by:

Drg. No. 0046-334 Rev. (6)

A PRODUCT OF THE UNO RANGE – ARCHITECT CAT. No. 7311

594 x 841mm A1

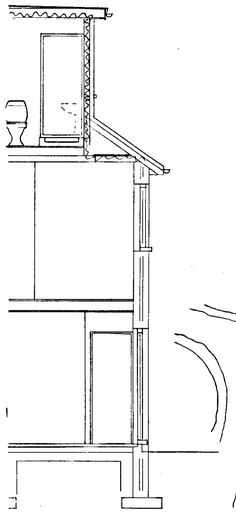

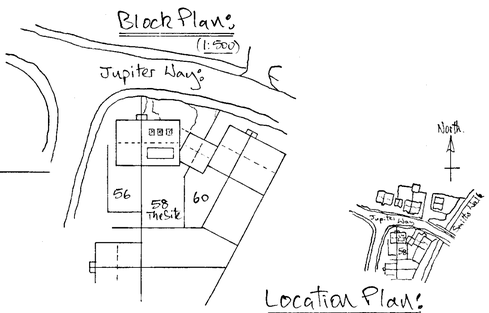

Location Plan:
(1:200)

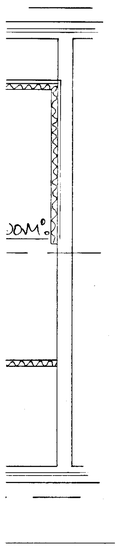

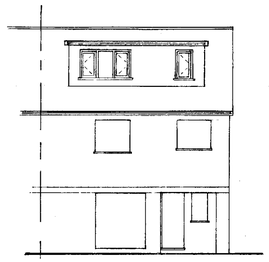

Rear Elevation:

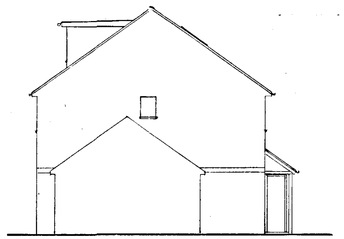

East Elevation:

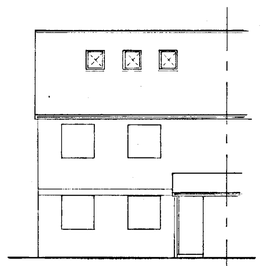

Front Elevation:

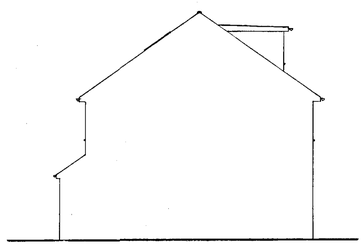

West Elevation:

NOTES:

EXTERNAL FINISHES:

The external finishes of the new dormer on the north side of the building will be tiled with plain tiles of a similar colour to the concrete interlocking tiles on the roof at present. The eaves of this dormer would be of white uPVC as would the frames of the two double glazed windows which would be built into the rear face of the dormer. All new flashings would be of sheet leadwork. Roof windows would be from the standard range of Velux roof lights. The flat roof would be weathered with grey coloured Sarnafil.

A	22-6-02	Dormer size reduced as per suggestion
	Date	Revisions

© Copyright

THE LOFT CONVERSION COMPANY (Rdg)

0118 945 3469.

Client: Mr & Mrs. A. Summers

Job Title: Planning / Building Control: Proposed Loft Conversion with rear dormer @ 58 Jupiter Way, Wokingham

Drawing Title: Plans: Locations: Section: Block: Elevations: Notes:

Plans: Section: Elevations: Block: Location

Scale: 1:50 1:100 1:500 1:1000

Date: 2-3-'02 Drawn by:

Drg. No. 0046-334 Rev. (a)

26 JUN 2002



594 x 841mm A1

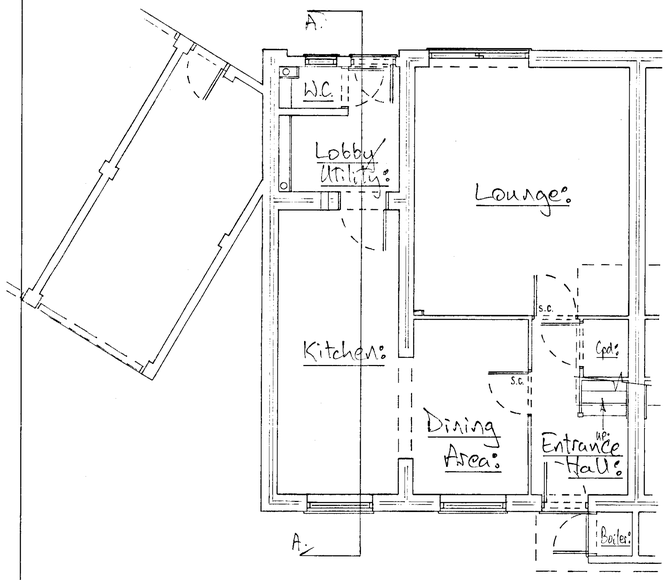

GROUND FLOOR PLAN:

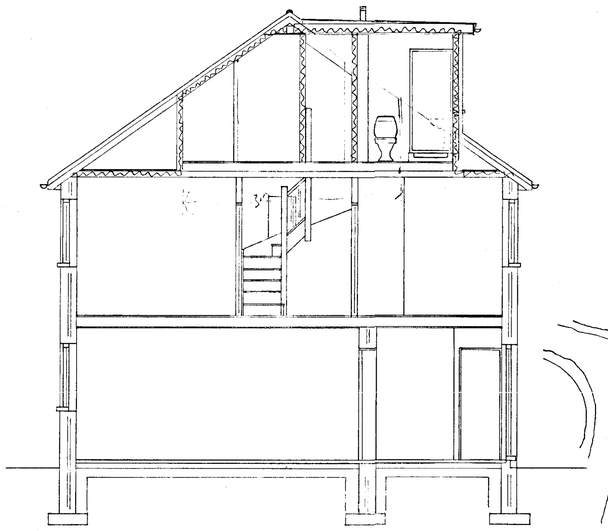

SECTION A:A:

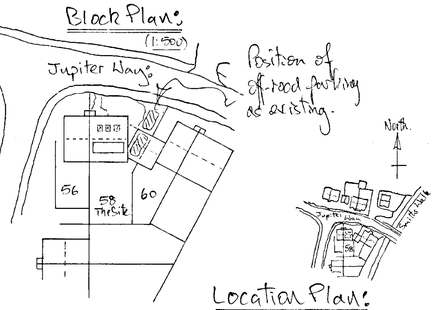

Location Plan:
(1:2000)

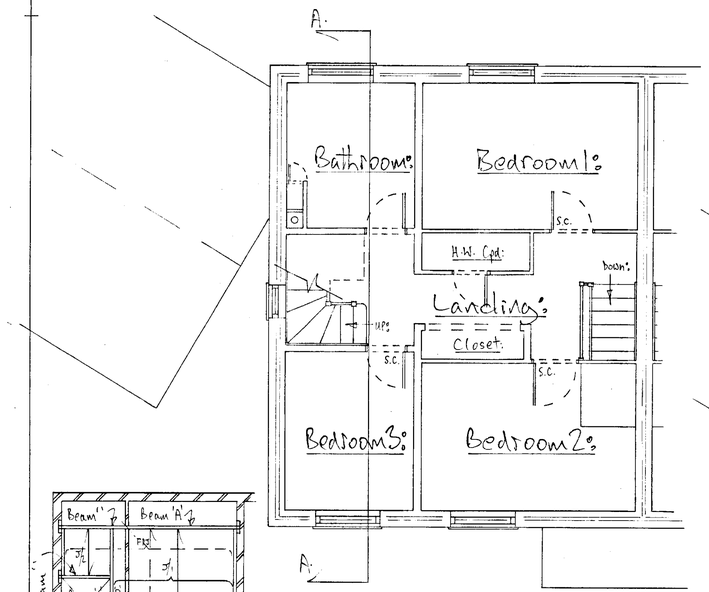

FIRST FLOOR PLAN:

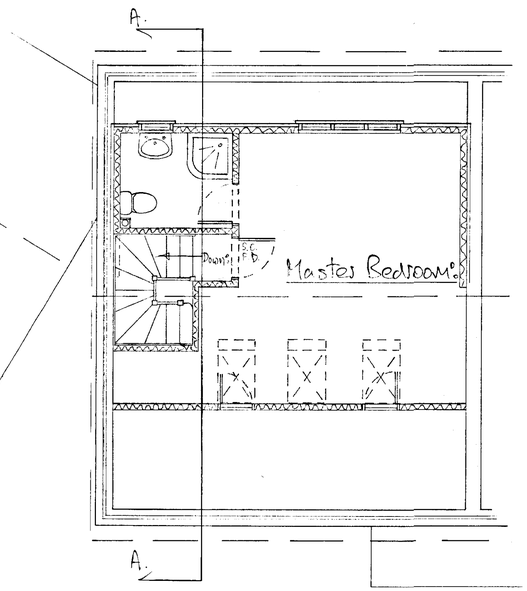

LOFT FLOOR PLAN:

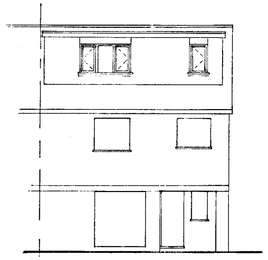

Rear Elevation:

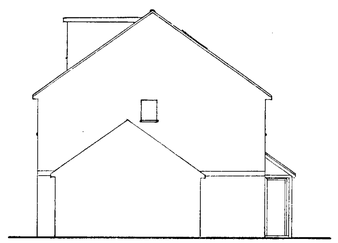

East Elevation:

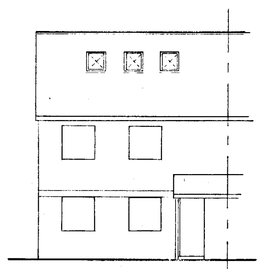

Front Elevation:

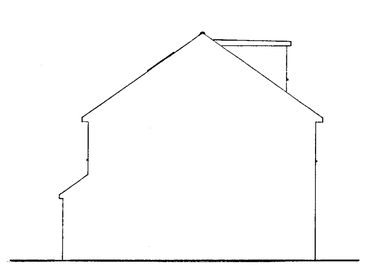

West Elevation:

REFUSED

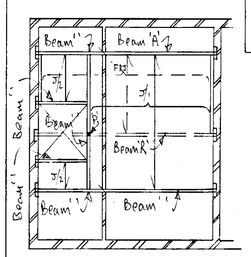

Loft Floor/Roof Beam Layout:
(1:100)

NOTES:

EXTERNAL FINISHES:

The external finishes of the new dormer on the north side of the building will be tiled with plain tiles of a similar colour to the concrete interlocking tiles on the roof at present. The eaves of this dormer would be of white uPVC as would the frames of the two double glazed windows which would be built into the rear face of the dormer. All new flashings would be of sheet leadwork. Roof windows would be from the standard range of Velux roof lights. The flat roof would be weathered with grey coloured Samafil.

A		
	Date	Revisions

© Copyright

THE LOFT CONVERSION COMPANY (Rdg)

0118 945 3469.

Client: Mr & Mrs. A. Sumner.

Job Title: Planning/Building Control: Proposed Loft Conversion with rear dormer @ 58 Jupiter Way, Workingham.

Drawing Title: Plans: Locations: Section: Block: Elevations: Notes:

Plans+Section: Elevations: Block: Location

Scale: 1:50 1:100 1:500 1:1000

Date: 2-3-02 Drawn by:

Drg. No.: 0046-334 Rev.:

A PRODUCT OF THE UNO RANGE – ARCHITECT CAT. No. 7311

594 x 841mm A1