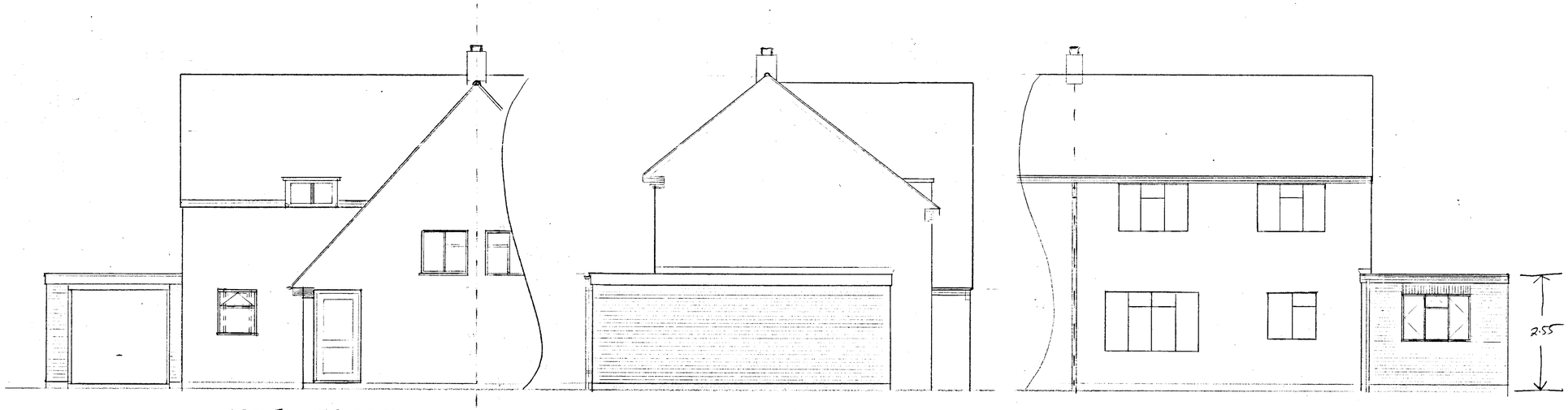

FRONT ELEVATION.

SIDE ELEVATION.

REAR ELEVATION.

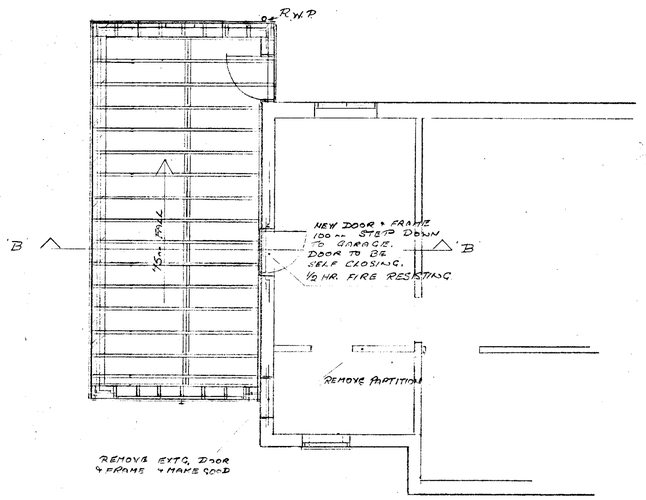

ROOF PLAN

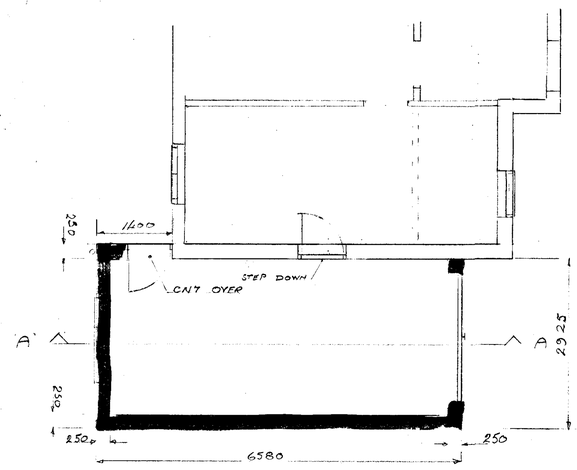

FLOOR PLAN.

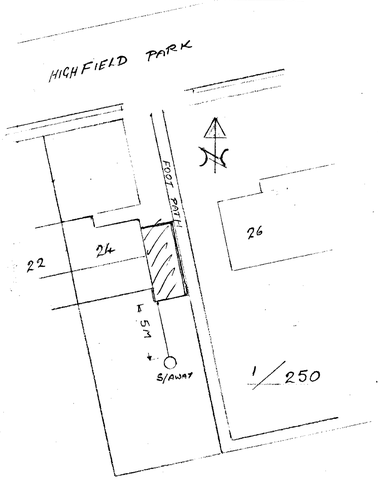

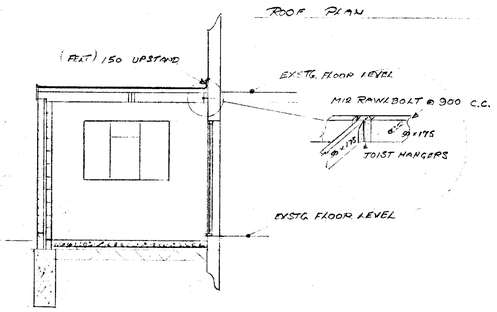

SECTION 'B'–'B'

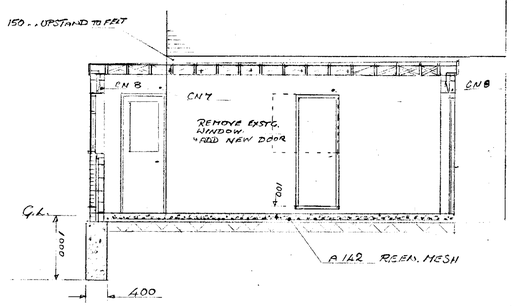

SECTION 'A'–'A'

FOUNDATIONS.
400 ~ WIDE CONCRETE STRIP 1000 ~ BELOW GRD. LEVEL SUBJECT TO SITE CONDITIONS. ('CLAY MASTER' TO BE USED IF REQD.)

FLOOR SLAB.
150 ~ CONCRETE (TROWEL FIN.) REENFORCED WITH A142 MESH. LAID OVER 1000 g POLYTHENE D.P.M. ON 150 HARDCORE WELL RAMMED & BLINDED WITH SAND

BRICKWORK.
FACE BRICKWORK TO MATCH EXSTG. 50 ~ CAVITY FILLED WITH CAVITY BATS. (DRY THERM OR SIM.) INT. BLOCK WORK 100 ~ THERMALITE. WALL TIES TO BE GALV. TWISTED MILD STEEL BUILT IN AT 900 ~ CC. HOR. & 450 CC. VERT. WITH EXTRA TIES @ 225 CC WHERE CAVITY IS CLOSED

D.P.C.
TO BE BUILT HOR. 150 CLEAR OF GROUND LEVEL & VERT. AT ALL PLACES WHERE CAVITY IS CLOSED.

INSULATION.
EXT. LINTELS TO FILLED WITH INSUL. MAT. & INSUL. CAVITY CLOSERS TO BE USED TO AVOID COLD BRIDGING.

LINTELS.
'CATNIC' STEEL LINTELS TO BE USED AS INDICATED ON SECTION A–A. WITH 150 MIN. BEARING ON CONCRETE PADSTONES.

ROOF.
3 LAYERS OF BUILT UP FELT ON 19 ~ ROOFING GRD. PLY FIXED OVER FURRING PIECES TO 50 x 175 JOISTS BUILT IN @ 400 C.C. WITH HERRING BONE STRUTTING ON ℄ OF SPAN.
JOISTS TO BE FIXED TO 50 x 175 WITH JOIST HANGERS AS DETAIL ON SECTION B–B & TIED DOWN TO BLOCK WALL WITH 30 ~ x 2.5 GALV. TWISTED MS. VERT. RESTAINT BARS @ 1200 C.C.

RAIN WATER
112 GUTTER TO Ø 68 R.W.P. TO Ø100 S.W. DRAIN INTO 1000 x 1000 x 1000 DP. SOAKAWAY 5 M FROM BUILDING (SUBJECT TO SITE CONDITIONS)

PROPOSED GARAGE. 18.DEC.2001 5534
FOR. P. KNOWLES.
AT. 24 HIGHFIELD PARK. WARGRAVE. BERKS.

APPROVED

SCALE 1:50, 1:250
DRG. No 11/01.
DATE 14–11–01
DRN.

cd 4/4/02

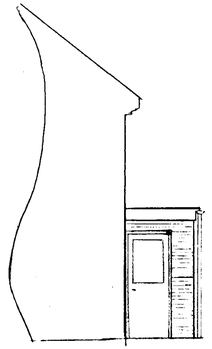

SIDE ELEVATION (WEST)

PROPOSED GARAGE
AT 24 HIGHFIELD PARK
WARGRAVE
BERKS

SHEET 2 OF 2

APPROVED

DRAWING NUMBER	EXT
DC	CO
DC	CH
APP	
CS	
12 JAN 2002	
COPIES TO:	ACK:
	FILE: