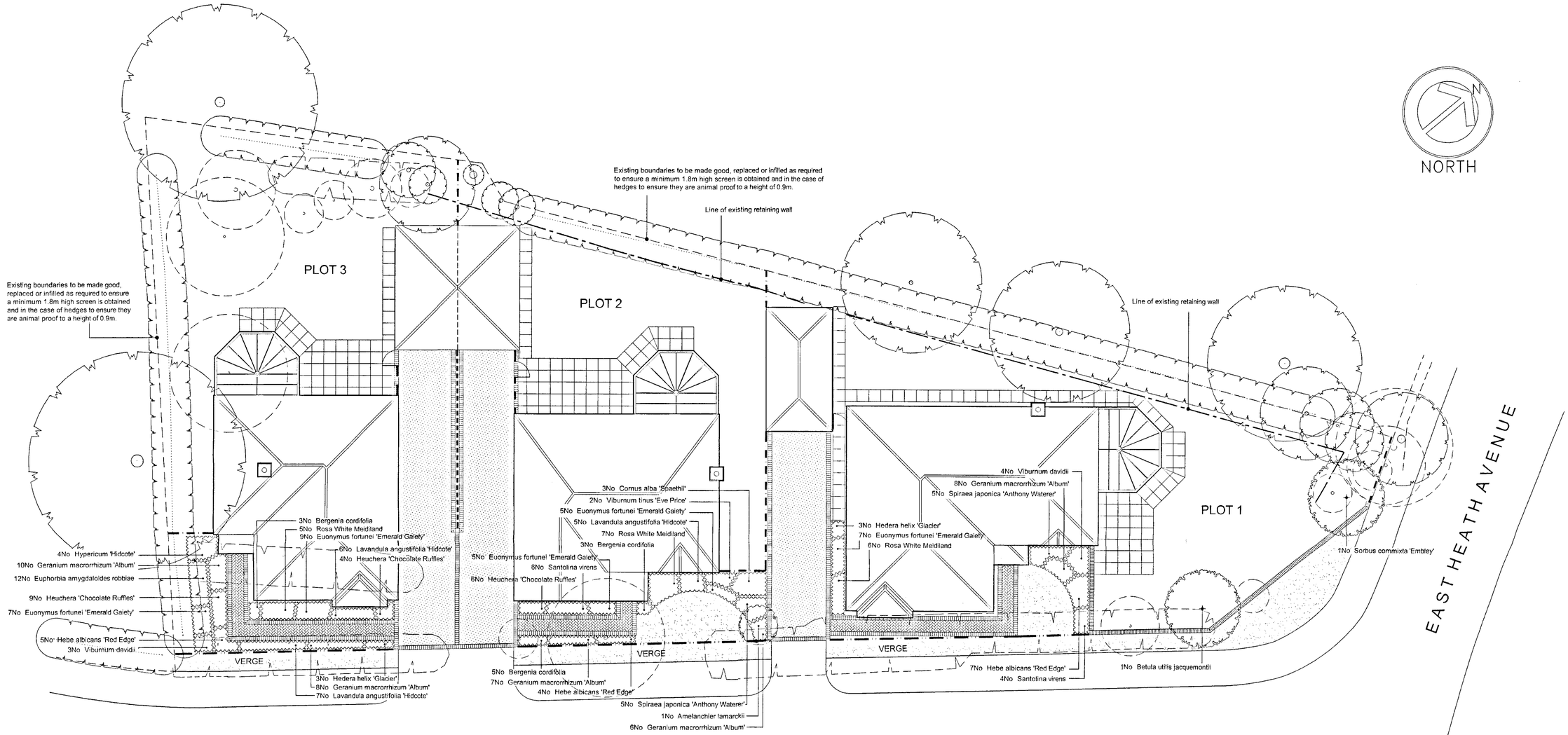

KEY

- 1.8m high, 215mm thick brick wall, with tile creasing and red engineering brick coping. To include 2 course engineering brick DPC. Bricks for wall to match house
- 1.8m high close board fence
- 1.8m high double sided palisade fence
- 1.8m high close board gate.
- 0.4m high timber 'diamond' knee rail.
- 600x600mm PCC slabs in buff riven finish.
- Macadam with 'Marley' edging blocks in red.
- Block paving by 'Marley'. Colour 'burnt brick' with edging blocks in red.
- Existing trees and hedges to be retained.
- Existing trees and hedges to be removed.
- Proposed specimen trees
- Proposed specimen shrubs
- Proposed shrub and ground cover planting
- Proposed grass. Front gardens and highway verge to be turfed.

Schedule of Plant Material

SPECIMEN TREES

Number	Species	Girth
1	Betula utilis jacquemontii	12-14cm
1	Sorbus commixta Embley	12-14cm

SHRUBS

Number	Species	Size	Pot Size	Density
1	Amelanchier lamarckii	150-175cm		
3	Cornus alba 'Spaethii'	50-60cm		1.5/m²
33	Euonymus fortunei 'Emerald Gaiety'	20-25cm	2L	5/m²
16	Hebe albicans 'Red Edge'	30-40cm		4/m²
4	Hypericum 'Hidcote'	50-60cm		2/m²
18	Lavandula angustifolia 'Hidcote'	20-25cm		4/m²
18	Rosa White Meidiland		2L	3/m²
10	Santolina virens	20-25cm		4/m²
10	Spiraea japonica 'Anthony Waterer'	30-40cm		3/m²
7	Viburnum davidii	40-50cm		3/m²
2	Viburnum tinus 'Eve Price'	25-30cm	3L	1.5/m²

CLIMBERS USED AS GROUND COVER

Number	Species	Size	Density
6	Hedera helix 'Glacier'	30-40cm spread	5/m²

HERBACEOUS MATERIAL

Number	Species	Pot Size	Density
11	Bergenia cordifolia	1.5L	5/m²
12	Euphorbia amygdaloides robbiae	1.5L	5/m²
39	Geranium macrorrhizum 'Album'	2L	6/m²
19	Heuchera 'Chocolate Ruffles'	1L	6/m²

RECEIVED
28 MAY 2003

Rev A: 05/2003 Wall changed to close board fence and tree added to plot 1 in line with comments from Wokingham District Council

NEW leaf studio
CHARTERED LANDSCAPE ARCHITECTS

Client: Martin Grant Homes Ltd

Project: 58 Eastheath Avenue Wokingham

Title: LANDSCAPE PROPOSALS

Drg by: ST | Date: 01/2003 | Scale: 1:100@A1

Chkd by: | Drg No: MGH236/Drg01 | Rev: A

THE NEW LEAF STUDIO - 32 VICTORIA STREET, BRISTOL BS1 6BY Tel: 0117 925 8666 Fax: 0117 925 8777

NORTH

Existing boundaries to be made good, replaced or infilled as required to ensure a minimum 1.8m high screen is obtained and in the case of hedges to ensure they are animal proof to a height of 0.9m.

Line of existing retaining wall

PLOT 3

PLOT 2

PLOT 1

Existing boundaries to be made good, replaced or infilled as required to ensure a minimum 1.8m high screen is obtained and in the case of hedges to ensure they are animal proof to a height of 0.9m.

Line of existing retaining wall

3No Bergenia cordifolia
5No Rosa White Meidiland
9No Euonymus fortunei 'Emerald Galety'
6No Lavandula angustifolia 'Hidcote'
4No Heuchera 'Chocolate Ruffles'
4No Hypericum 'Hidcote'
10No Geranium macrorrhizum 'Album'
12No Euphorbia amygdaloides robbiae
9No Heuchera 'Chocolate Ruffles'
7No Euonymus fortunei 'Emerald Galety'
5No Hebe albicans 'Red Edge'
3No Viburnum davidii
VERGE
3No Hedera helix 'Glacier'
8No Geranium macrorrhizum 'Album'
7No Lavandula angustifolia 'Hidcote'

3No Cornus alba 'Spaethii'
2No Viburnum tinus 'Eve Price'
5No Euonymus fortunei 'Emerald Galety'
5No Lavandula angustifolia 'Hidcote'
7No Rosa White Meidiland
3No Bergenia cordifolia
5No Euonymus fortunei 'Emerald Galety'
6No Santolina virens
6No Heuchera 'Chocolate Ruffles'
VERGE
5No Bergenia cordifolia
7No Geranium macrorrhizum 'Album'
4No Hebe albicans 'Red Edge'
5No Spiraea japonica 'Anthony Waterer'
1No Amelanchier lamarckii
6No Geranium macrorrhizum 'Album'

4No Viburnum davidii
8No Geranium macrorrhizum 'Album'
5No Spiraea japonica 'Anthony Waterer'
3No Hedera helix 'Glacier'
7No Euonymus fortunei 'Emerald Galety'
6No Rosa White Meidiland
VERGE
7No Hebe albicans 'Red Edge'
4No Santolina virens

1No Sorbus commixta 'Embley'
1No Betula utilis jacquemontii

EAST HEATH AVENUE

CRAIL CLOSE

KEY

- 1.8m high, 215mm thick brick wall, with tile creasing and red engineering brick coping. To include 2 course engineering brick DPC. Bricks for wall to match house
- 1.8m high close board fence
- 1.8m high double sided palisade fence
- 1.8m high close board gate.
- 0.4m high timber 'diamond' knee rail.
- 600x600mm PCC slabs in buff riven finish.
- Macadam with 'Marley' edging blocks in red.
- Block paving by 'Marley'. Colour 'burnt brick' with edging blocks in red.
- Existing trees and hedges to be retained.
- Existing trees and hedges to be removed.
- Proposed specimen trees
- Proposed specimen shrubs
- Proposed shrub and ground cover planting
- Proposed grass. Front gardens and highway verge to be turfed.

Schedule of Plant Material

SPECIMEN TREES

Number	Species	Girth
1	Betula utilis jacquemontii	12-14cm
1	Sorbus commixta Embley	12-14cm

SHRUBS

Number	Species	Size	Pot Size	Density
1	Amelanchier lamarckii	150-175cm		
3	Cornus alba 'Spaethii'	50-60cm		1.5/m²
33	Euonymus fortunei 'Emerald Galety'	20-25cm	2L	5/m²
16	Hebe albicans 'Red Edge'	30-40cm		4/m²
4	Hypericum 'Hidcote'	50-60cm		2/m²
18	Lavandula angustifolia 'Hidcote'	20-25cm		4/m²
18	Rosa White Meidiland		2L	3/m²
10	Santolina virens	20-25cm		4/m²
10	Spiraea japonica 'Anthony Waterer'	30-40cm		3/m²
7	Viburnum davidii	40-50cm		3/m²
2	Viburnum tinus 'Eve Price'	25-30cm	3L	1.5/m²

CLIMBERS USED AS GROUND COVER

Number	Species	Size	Density
6	Hedera helix 'Glacier'	30-40cm spread	5/m²

HERBACEOUS MATERIAL

Number	Species	Pot Size	Density
11	Bergenia cordifolia	1.5L	5/m²
12	Euphorbia amygdaloides robbiae	1.5L	5/m²
39	Geranium macrorrhizum 'Album'	2L	6/m²
19	Heuchera 'Chocolate Ruffles'	1L	6/m²

0 10 20 30 40 50 60 70 80 90 100

RECEIVED
CS
28 MAY 2003
COPIE

Rev A: 05/2003 Wall changed to close board fence and tree added to plot 1 in line with comments from Wokingham District Council

NEW leaf studio
CHARTERED LANDSCAPE ARCHITECTS

Client: Martin Grant Homes Ltd

Project: 58 Eastheath Avenue Wokingham

Title: LANDSCAPE PROPOSALS

Drg by:	Date:	Scale:
ST	01/2003	1:100@A1

Chkd by:	Drg No:	Rev:
	MGH236/Drg01	A

THE NEW LEAF STUDIO - 32 VICTORIA STREET, BRISTOL BS1 6BY Tel: 0117 925 8666 Fax: 0117 925 8777

NORTH

Existing boundaries to be made good, replaced or infilled as required to ensure a minimum 1.8m high screen is obtained and in the case of hedges to ensure they are animal proof to a height of 0.9m.

Line of existing retaining wall

PLOT 3

PLOT 2

PLOT 1

Existing boundaries to be made good, replaced or infilled as required to ensure a minimum 1.8m high screen is obtained and in the case of hedges to ensure they are animal proof to a height of 0.9m.

Line of existing retaining wall

EAST HEATH AVENUE

3No Bergenia cordifolia
5No Rosa White Meidiland
9No Euonymus fortunei 'Emerald Gaiety'
6No Lavandula angustifolia 'Hidcote'
4No Heuchera 'Chocolate Ruffles'
4No Hypericum 'Hidcote'
10No Geranium macrorrhizum 'Album'
12No Euphorbia amygdaloides robbiae
9No Heuchera 'Chocolate Ruffles'
7No Euonymus fortunei 'Emerald Gaiety'
5No Hebe albicans 'Red Edge'
3No Viburnum davidii
VERGE
3No Hedera helix 'Glacier'
8No Geranium macrorrhizum 'Album'
7No Lavandula angustifolia 'Hidcote'

3No Cornus alba 'Spaethii'
2No Viburnum tinus 'Eve Price'
5No Euonymus fortunei 'Emerald Gaiety'
5No Lavandula angustifolia 'Hidcote'
7No Rosa White Meidiland
3No Bergenia cordifolia
5No Euonymus fortunei 'Emerald Gaiety'
6No Santolina virens
6No Heuchera 'Chocolate Ruffles'
VERGE
5No Bergenia cordifolia
7No Geranium macrorrhizum 'Album'
4No Hebe albicans 'Red Edge'
5No Spiraea japonica 'Anthony Waterer'
1No Amelanchier lamarckii
6No Geranium macrorrhizum 'Album'

4No Viburnum davidii
8No Geranium macrorrhizum 'Album'
5No Spiraea japonica 'Anthony Waterer'
3No Hedera helix 'Glacier'
7No Euonymus fortunei 'Emerald Gaiety'
6No Rosa White Meidiland
VERGE
7No Hebe albicans 'Red Edge'
4No Santolina virens
1No Betula utilis jacquemontii

LINE OF FENCE

CRAIL CLOSE

KEY

- 1.8m high, 215mm thick brick wall, with tile creasing and red engineering brick coping. To include 2 course engineering brick DPC. Bricks for wall to match house
- 1.8m high close board fence
- 1.8m high double sided palisade fence
- 1.8m high close board gate.
- 0.4m high timber 'diamond' knee rail.
- 600x800mm PCC slabs in buff riven finish.
- Macadam with 'Marley' edging blocks in red.
- Block paving by 'Marley'. Colour 'burnt brick' with edging blocks in red.
- Existing trees and hedges to be retained.
- Existing trees and hedges to be removed.
- Proposed specimen trees
- Proposed specimen shrubs
- Proposed shrub and ground cover planting
- Proposed grass. Front gardens and highway verge to be turfed.

Schedule of Plant Material

SPECIMEN TREES

Number	Species	Girth
1	Betula utilis jacquemontii	12-14cm

SHRUBS

Number	Species	Size	Pot Size	Density
1	Amelanchier lamarckii	150-175cm		
3	Cornus alba 'Spaethii'	50-60cm		1.5/m²
33	Euonymus fortunei 'Emerald Gaiety'	20-25cm	2L	5/m²
16	Hebe albicans 'Red Edge'	30-40cm		4/m²
4	Hypericum 'Hidcote'	50-60cm		2/m²
18	Lavandula angustifolia 'Hidcote'	20-25cm		4/m²
18	Rosa White Meidiland		2L	3/m²
10	Santolina virens	20-25cm		4/m²
10	Spiraea japonica 'Anthony Waterer'	30-40cm		3/m²
7	Viburnum davidii	40-50cm		3/m²
2	Viburnum tinus 'Eve Price'	25-30cm	3L	1.5/m²

CLIMBERS USED AS GROUND COVER

Number	Species	Size	Density
6	Hedera helix 'Glacier'	30-40cm spread	5/m²

HERBACEOUS MATERIAL

Number	Species	Pot Size	Density
11	Bergenia cordifolia	1.5L	5/m²
12	Euphorbia amygdaloides robbiae	1.5L	5/m²
39	Geranium macrorrhizum 'Album'	2L	6/m²
19	Heuchera 'Chocolate Ruffles'	1L	6/m²

NOTE:-
THIS DRAWING IS TO BE USED FOR TREE PROTECTION ONLY

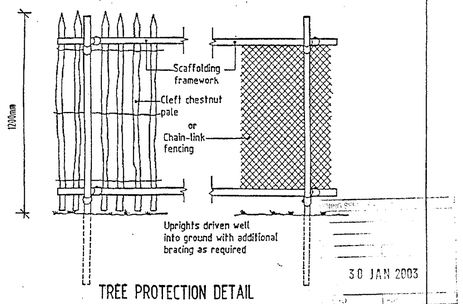

TREE PROTECTION DETAIL

Figure 1 Protective fencing on scaffolding framework

30 JAN 2003

NEW leaf studio
CHARTERED LANDSCAPE ARCHITECTS

Client: Martin Grant Homes Ltd

Project: 58 Eastheath Avenue Wokingham

Title: LANDSCAPE PROPOSALS TREE PROTECTION

Drg by:	Date:	Scale:
ST	01/2003	1:100@A1

Chkd by: | Drg No: MGH236/Drg01/B Rev:

THE NEW LEAF STUDIO - 32 VICTORIA STREET, BRISTOL BS1 6BY Tel: 0117 925 8666 Fax: 0117 925 8777

PLANS TO MEET CONDITIONS

5540

No.2 & 4

No 58

No 54

CRAIL CLOSE

EAST HEATH AVENUE

Lapboard fence 1.8m

Cypress screen 8m

Lapboard fence 1.2m

Fence height changes

Cypress screen 10m

Chainlink fence 1m

Cypress screen 10m

Trees typically 10m

Shed

Mixed rootline

Cypress trees typically 9m

Retaining wall 0.46m

Hedge 0.9m

Concrete

Gate

Arch

Wall 0.83m

Top of Wall

Grass

Brick edging

Gravel

Planting

Asphalt

Drop Kerb

Kerb

Concrete base

IC CL 20.77 Caped Pipe

Pipes

Pillars

Floor Level

Ridge

Eave

RWP

Shed

Concrete

Paving

Greenhouse

Lapboard fence 1.8m Planting

Mixed rootline 3.5m

Cypress screen 4m

Lapboard fence 1.2m

Mixed rootline 5m

Fence height changes

Cypress screen 8m

Lapboard fence 1.8m

Mixed rootline

Cypress trees typically 9m

Cypress screen 8m

Lapboard fence 1.2m

Cypress screen 10m

Chainlink fence 1m

Cypress screen 10m

Trees typically 10m

Lapboard fence 1.8m

Cypress screen 4m

Mixed rootline 3.5m

Cypress screen 8m

Lapboard fence 1.2m

Mixed rootline 5m

Fence height changes

21.07 Oak 16m

21.00 Cypress 7m

20.90 Fruit 4m

20.95 Cypress 5m

20.94 Cypress 4m

20.88 Cypress 5m

21.44 Cypress 8m

21.39 Cypress 8m

21.07 Stump

20.86 Fruit 4m

20.96 Oak 10m

20.82 MH CL 20.83 IL 19.74 100mm SW

20.87 3m

20.79

21.55 Ash 11m

21.50 Oak 12m

21.39 13m

21.30 Holly 12m

21.01 20.60 21.19 20.63

20.32 Cypress 6m

20.33 Cypress 4m

MH CL 20.39 IL 18.53 100mm Foul

MH CL 20.00 TBM

MH CL 20.02

MH CL 20.05

MH CL 20.86

MH CL 20.83

GU CL 20.52

GU CL 20.55

GU CL 20.17

GU CL 20.14

SC CL 20.25

SV CL 20.02

SV CL 20.23

RS

20.71 Floor Level

28.26 Ridge

23.38 Eave

23.33 Eave

23.21 Ridge

20.75 Pipe

20.73

20.76 Planting

20.76 Concrete

20.68

20.71 Planting

20.67 Concrete

20.63

20.75

20.72

20.65

20.64

20.69

20.70

20.81

20.80

20.89

20.92

20.93

20.91

20.84

20.77

20.73

20.69

20.60

20.57

20.55

20.54

20.52

20.51

20.50

20.48

20.47

20.46

20.45

20.44

20.43

20.41

20.40

20.39

20.38

20.37

20.36

20.35

20.34

20.33

20.32

20.31

20.30

20.29

20.28

20.26

20.25

20.24

20.23

20.22

20.17

20.15

20.14

20.13

20.12

20.10

20.09

20.08

20.07

20.05

20.03

20.01

19.98

19.97

19.96

19.94

19.93

19.92

19.89

19.85

PLANNING SERVICES DEPT
RO
DC
APP
RS
30 JAN 2003
BUILDING STANDARDS

PLANS TO MEET CONDITIONS

5540

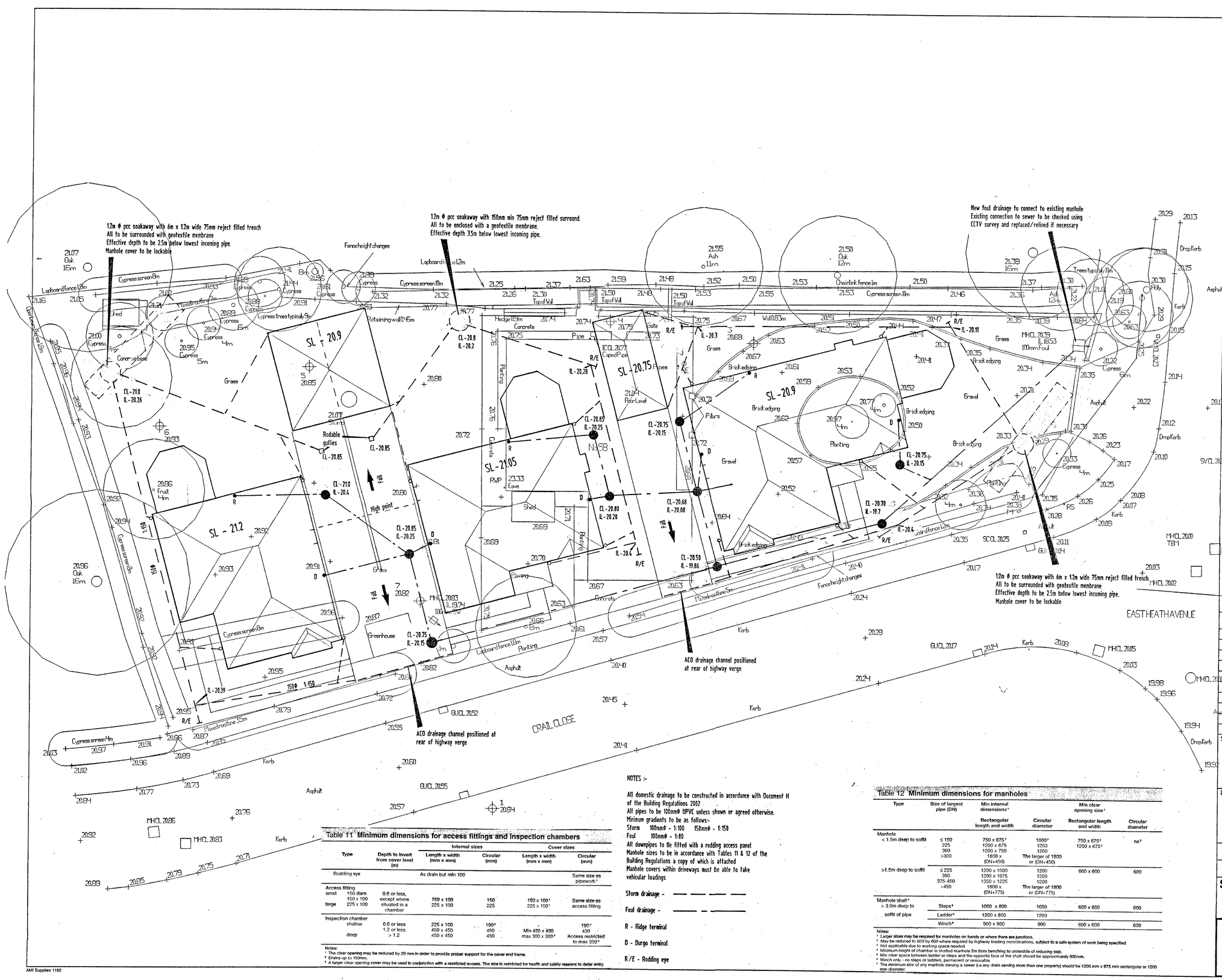

NOTES:

NOTES :-

All domestic drainage to be constructed in accordance with Document H of the Building Regulations 2002
All pipes to be 100mmϕ UPVC unless shown or agreed otherwise.
Minimum gradients to be as follows:-
Storm 100mmϕ - 1:100 150mmϕ - 1:150
Foul 100mmϕ - 1:80
All downpipes to be fitted with a rodding access panel
Manhole sizes to be in accordance with Tables 11 & 12 of the Building Regulations a copy of which is attached
Manhole covers within driveways must be able to take vehicular loadings

Storm drainage - ——— ——— ———

Foul drainage - ——— – ———

R - Ridge terminal

D - Durgo terminal

R/E - Rodding eye

Table 11 Minimum dimensions for access fittings and inspection chambers

Type	Depth to invert from cover level (m)	Internal sizes: Length x width (mm x mm)	Internal sizes: Circular (mm)	Cover sizes: Length x width (mm x mm)	Cover sizes: Circular (mm)
Rodding eye	As drain but min 100				Same size as pipework[1]
Access fitting small 150 diam	0.6 or less, except where situated in a chamber	150 x 100	150	150 x 100[1]	Same size as access fitting
Access fitting large 150 x 100 / 225 x 100	0.6 or less, except where situated in a chamber	225 x 100	225	225 x 100[1]	Same size as access fitting
Inspection chamber shallow	0.6 or less	225 x 100	190[2]	-	190[2]
Inspection chamber shallow	1.2 or less	450 x 450	450	Min 430 x 430	430
Inspection chamber deep	> 1.2	450 x 450	450	max 300 x 300[3]	Access restricted to max 350[3]

Notes:
[1] The clear opening may be reduced by 20 mm in order to provide proper support for the cover and frame.
[2] Drains up to 150mm.
[3] A larger clear opening cover may be used in conjunction with a restricted access. The size is restricted for health and safety reasons to deter entry.

Table 12 Minimum dimensions for manholes

Type	Size of largest pipe (DN)	Min internal dimensions[1]: Rectangular length and width	Min internal dimensions[1]: Circular diameter	Min clear opening size[1]: Rectangular length and width	Min clear opening size[1]: Circular diameter
Manhole < 1.5m deep to soffit	≤ 150	750 x 675[2]	1000[2]	750 x 675[2]	na[3]
	225	1200 x 675	1200	1200 x 675[2]	
	300	1200 x 750	1200		
	>300	1800 x (DN+450)	The larger of 1800 or (DN+450)		
>1.5m deep to soffit	≤ 225	1200 x 1000	1200	600 x 600	600
	300	1200 x 1075	1200		
	375-450	1350 x 1225	1200		
	>450	1800 x (DN+775)	The larger of 1800 or (DN+775)		
Manhole shaft[4] > 3.0m deep to soffit of pipe	Steps[5]	1050 x 800	1050	600 x 600	600
	Ladder[6]	1200 x 800	1200		
	Winch[6]	900 x 800	900	600 x 600	600

Notes:
[1] Larger sizes may be required for manholes on bends or where there are junctions.
[2] May be reduced to 600 by 600 where required by highway loading considerations, subject to a safe system of work being specified.
[3] Not applicable due to working space needed.
[4] Minimum height of chamber in shafted manhole 2m from benching to underside of reducing slab.
[5] Min clear space between ladder or steps and the opposite face of the shaft should be approximately 900mm.
[6] Winch only - no steps or ladders, permanent or removable.
[7] The minimum size of any manhole serving a sewer (i.e any drain serving more than one property) should be 1200 mm x 675 mm rectangular or 1200 mm diameter.

REVISIONS:	DATE

SITE:
58, EASTHEATH AVENUE
WOKINGHAM

DETAIL:
DRAINAGE LAYOUT

01 MAR 2003

DRAWN BY	DATE	DWG.NO.
JO	MAR '03	354 / 02
SCALE: 1 : 100		REV:

Martin Grant Homes Ltd
("Grant House," Felday Road, Abinger Hammer, Dorking, Surrey
Telephone:- 01306 730822

AMI Supplies 1182