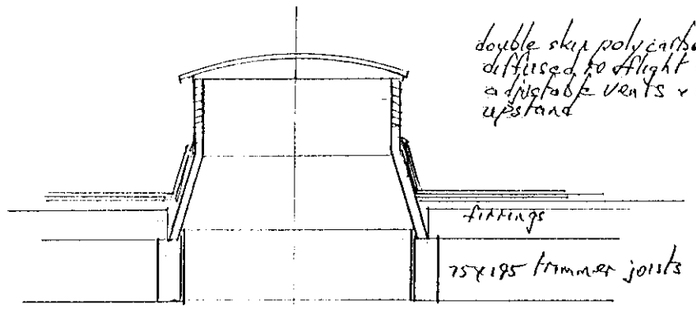

ROOFLIGHT

high performance built up felt with code 4 cover flashing to white chipping topping
Tyvek breather membrane
18 WBP ply decking
s.w. timings 25x100 (Treated)
50x195 s.w. joists, GC3 @ 400 c.c (Treated)
90x90x6 m.s angle joist bearing bolted to wall @ 600 c.c max.
50x100 s.w. wall plate (Treated)

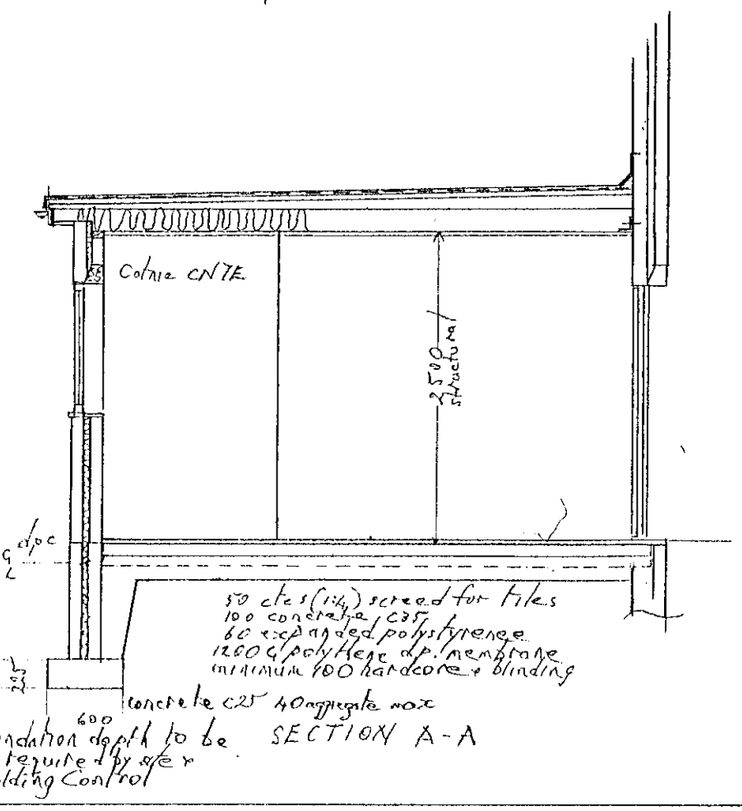

foundation depth to be as required by o/e or Building Control

SECTION A-A



19. APR. 2000* 1315

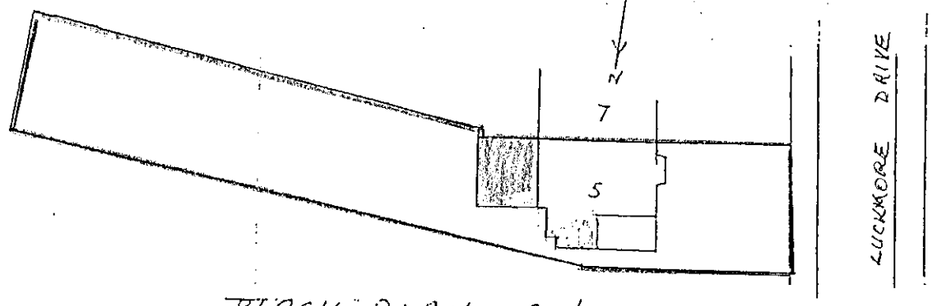

BLOCK PLAN Scale 1:500

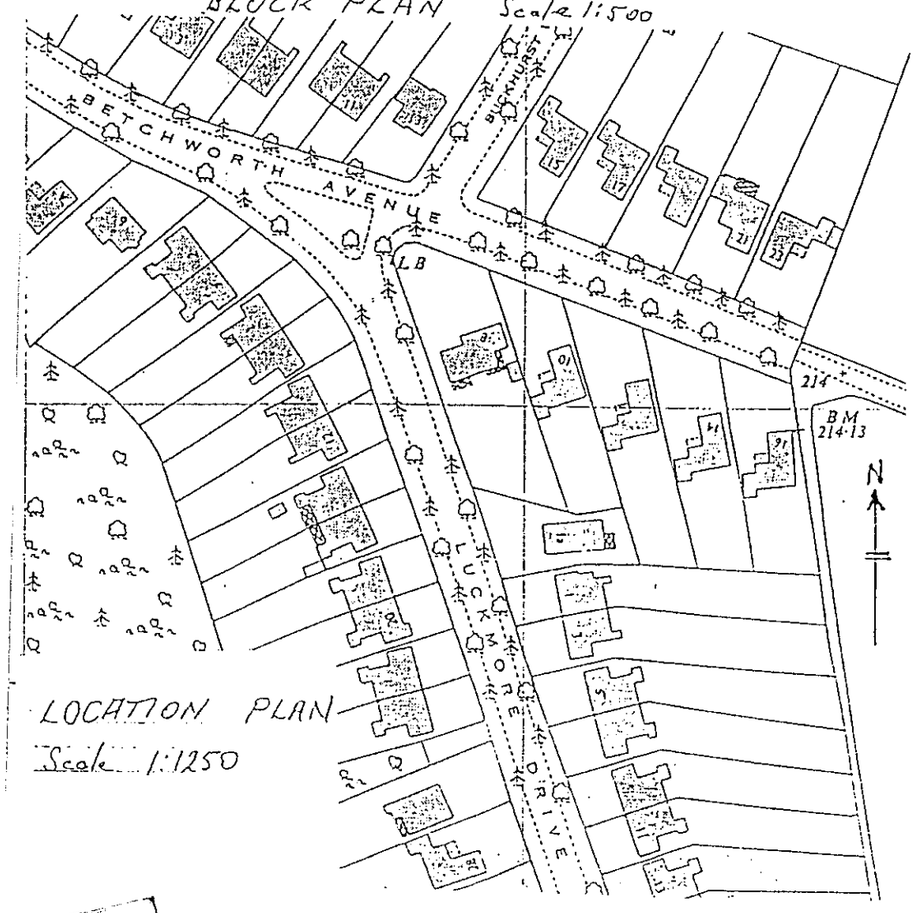

LOCATION PLAN
Scale 1:1250

5 LUCKMORE DRIVE, EARLEY, READING, RG6 2RP.
MISS H McPHERSON
REAR EXTENSION to KITCHEN & DINING ROOM
Scales 1:50, 1:500, 1:1250
Drawing No. 1300 April 2000
H.D. BIRCH FRICS 41 SOUTH STREET READING RG1 4QU Contact tel 0118 948 7000

06/7/00

19 APR 2000* 1315

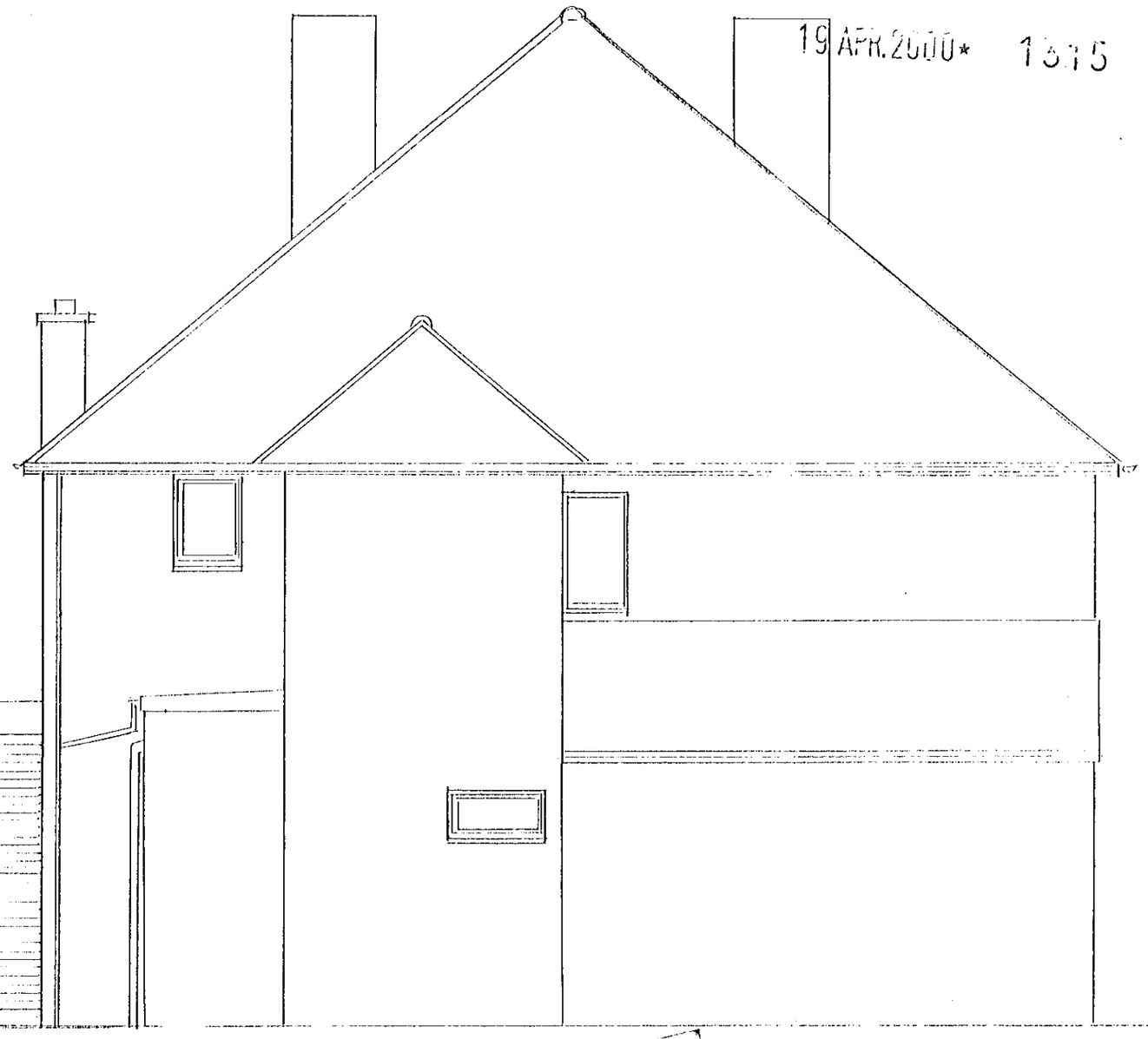

white pvc fascia
half round pvc gutter & rainwater pipe
to match existing
new soffit boards, 150 wide to front face

facing brickwork to match existing as
close as possible

SIDE ELEVATION

PROVED

5 LUCKMORE DRIVE, EARLEY,
READING, RG6 2RP.
MISS A. McPHERSON
REAR EXTENSION to KITCHEN
& DINING ROOM
Scale 1:50 Drawing No. 1200 April 2000
H.D. BIRCH ARICS 21 SOUTH STREET
READING RG1 4QU. Contact (0118)
9479000

06/4/00

19.APR.2000* 1315

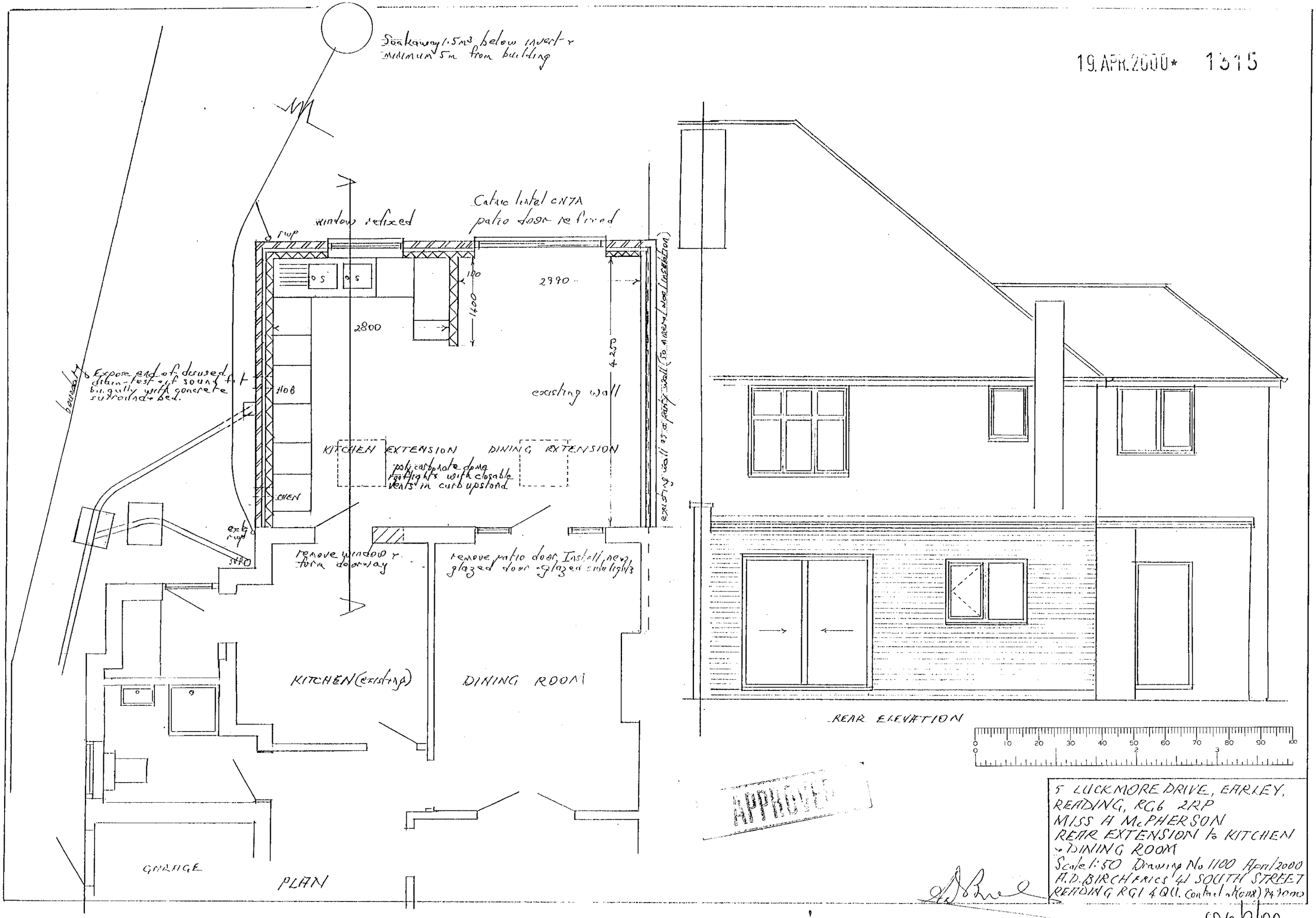

5 LUCKMORE DRIVE, EARLEY, READING, RG6 2RP
MISS H McPHERSON
REAR EXTENSION to KITCHEN + DINING ROOM
Scale 1:50 Drawing No 1100 April 2000
A.D. BIRCH FRICS 41 SOUTH STREET READING RG1 4QU. Contact at (0118) 947000

CD 6/7/00

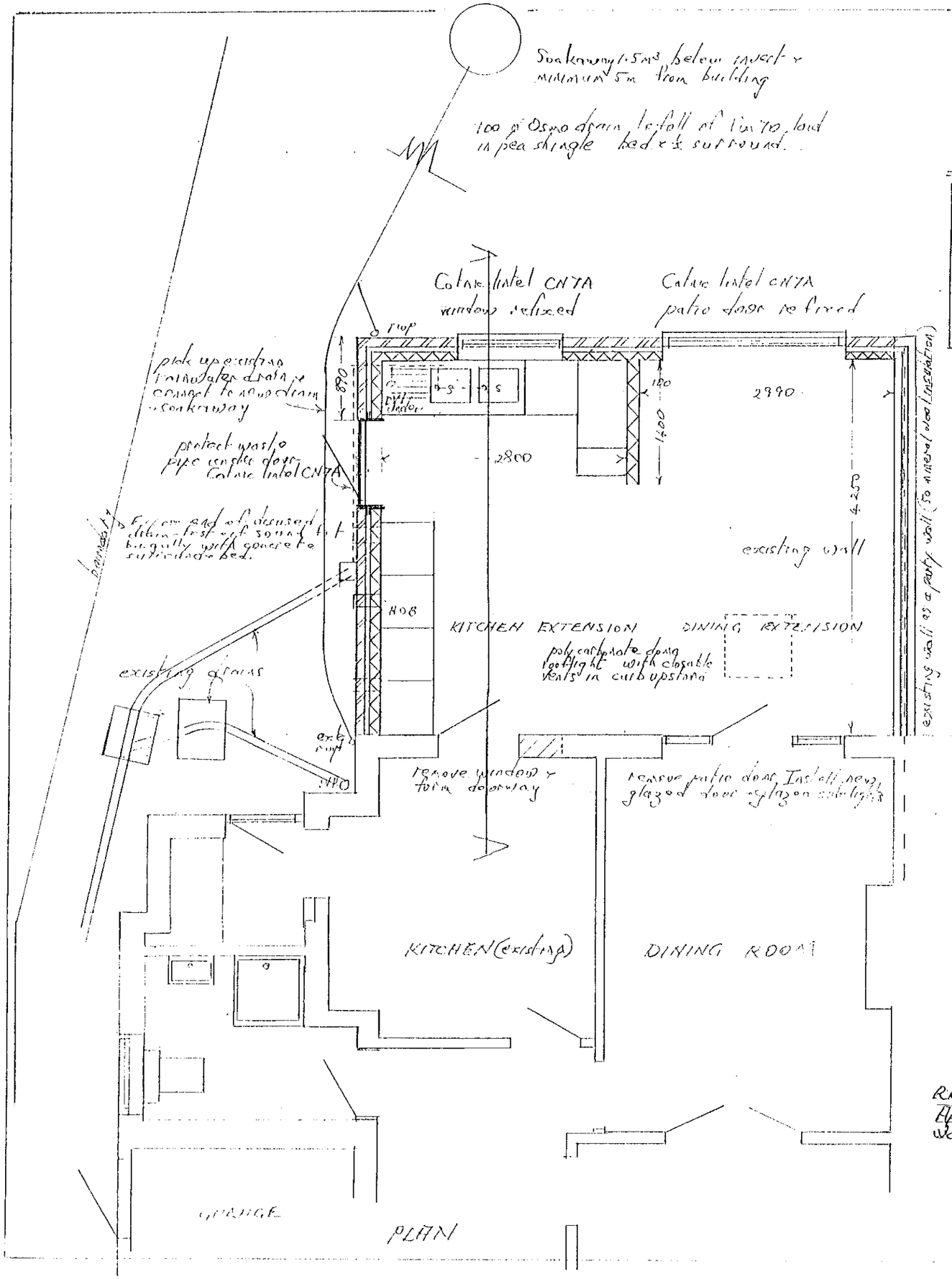

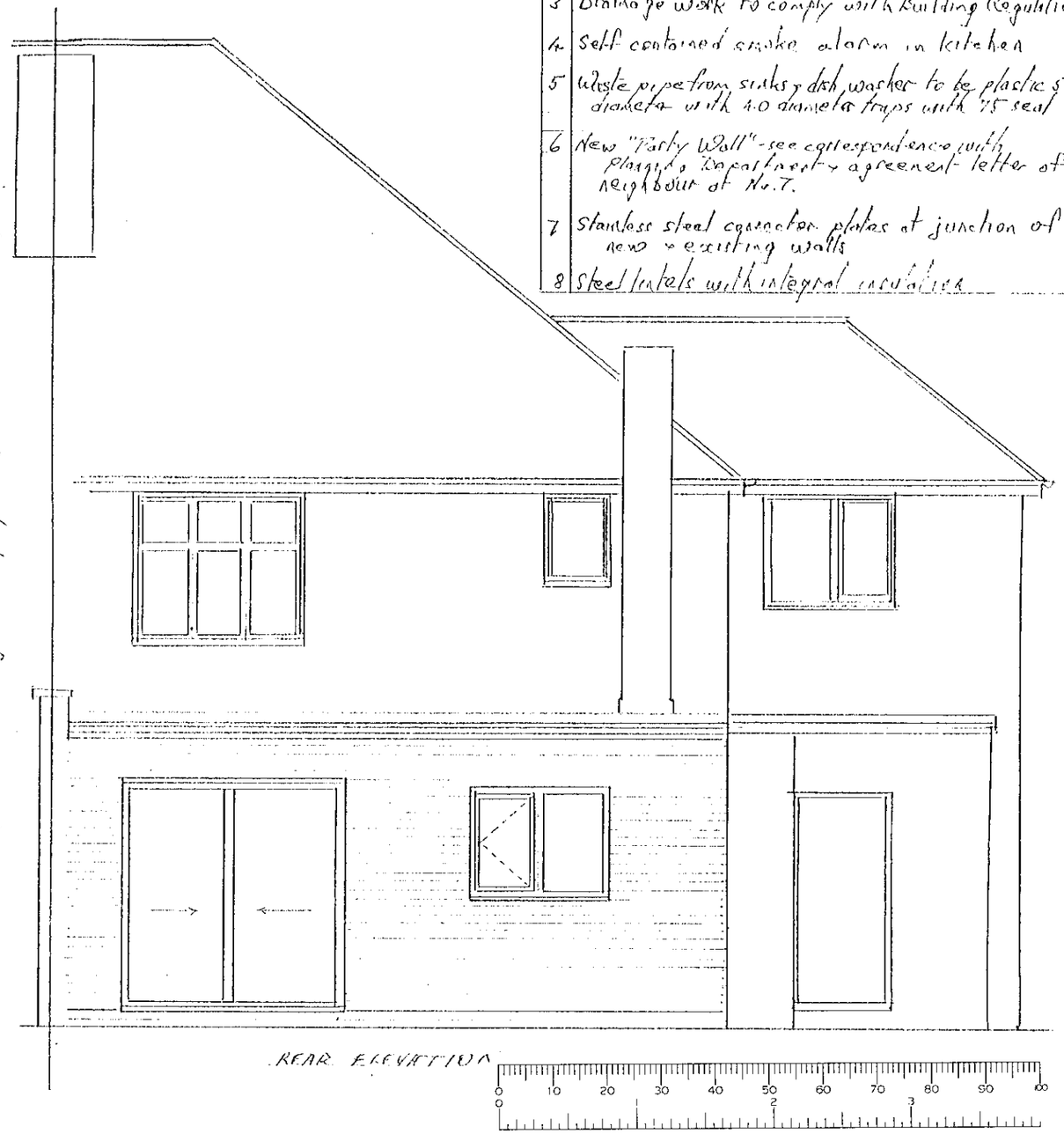

NOTES

1. Fan adjacent to Hob to give min. 30 l/sec extract
2. Natural ventilation from refixed window with 4000mm² background vent plus patio doors & ventilating rooflight giving max 25000mm²
3. Drainage work to comply with Building Regulations
4. Self contained smoke alarm in kitchen
5. Waste pipe from sinks & dish washer to be plastic 50 diameter with 40 diameter traps with 75 seal
6. New "Party Wall" - see correspondence with Planning Department & agreement letter of neighbour at No. 7.
7. Stainless steel connector plates at junction of new & existing walls
8. Steel lintels with integral insulation

REVISED DRAWING relating to Planning Approval No. F/2000/1315 showing external door in east wall, as requested in letter of 7/7/00 ref: CD/FP2000/0800(1315)

5 LUCKMORE DRIVE, EARLEY, READING, RG6 2RP
MISS A McPHERSON
REAR EXTENSION to KITCHEN & DINING ROOM
Scale 1:50 Drawing No 1100A April 2000
A.D. BIRCH FRICS 41 SOUTH STREET READING RG1 4QU. Contact at (0118) 74 7000

24/7/00



SIDE ELEVATION TO No. 7

white pvc fascia
half round pvc gutter & rainwater pipe to match existing
upvc soffit boards, 150 wide to front face

facing brickwork to match existing as close as possible

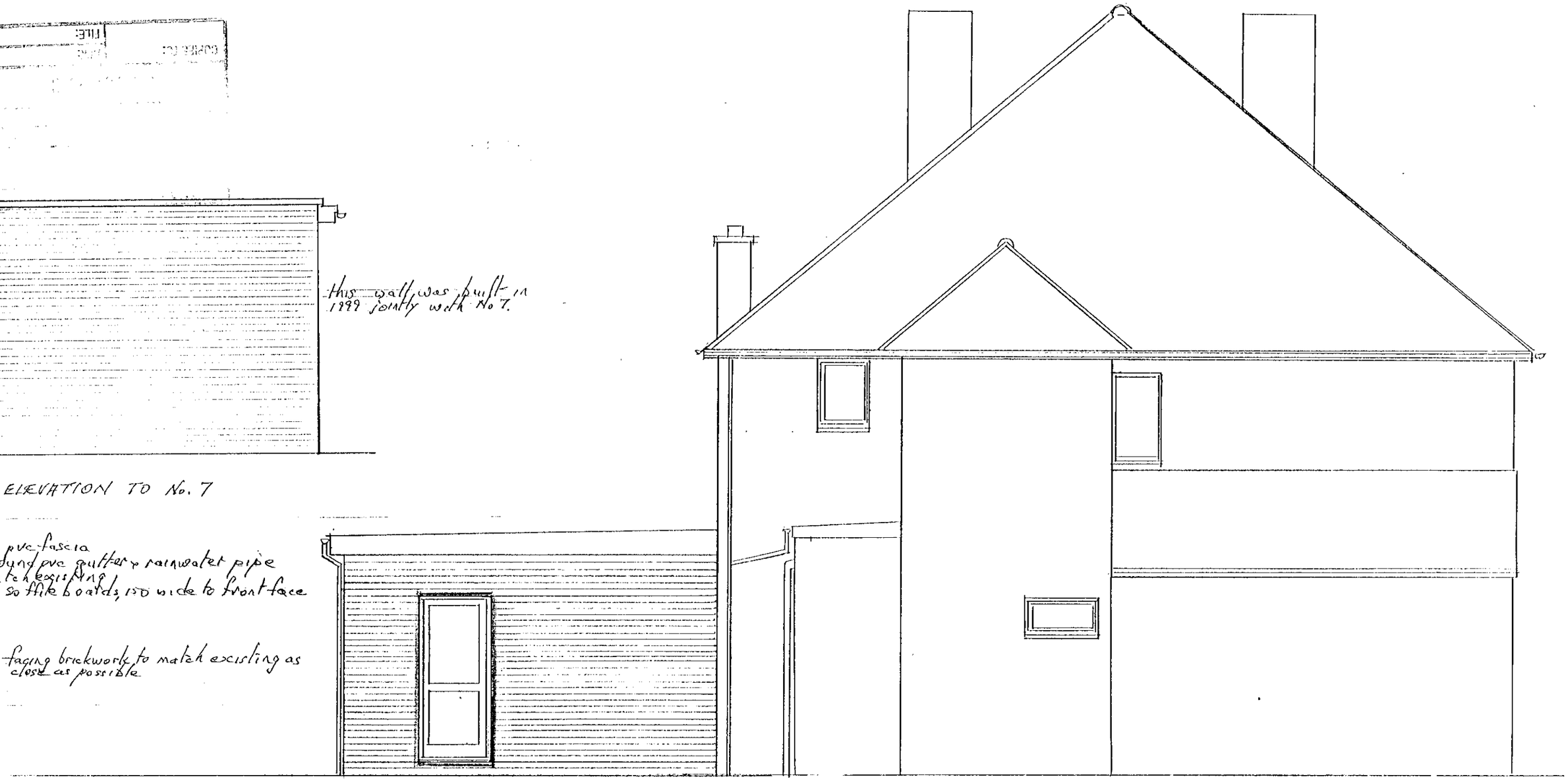

SIDE ELEVATION

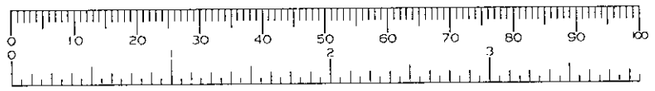

REVISED DRAWING, relating to Planning Approval No. F/2000/1315 showing external door in east wall, as requested in letter of 7/7/00 ref: CD/FR2000/0800(1315)

5 LUCKMORE DRIVE, EARLEY, READING, RG6 2RP.
MISS A. McPHERSON
REAR EXTENSION to KITCHEN & DINING ROOM
Scale 1:50 Drawing No. 1200A April 2000
A.D. BIRCH FRICS 41 SOUTH STREET READING, RG1 4QU. Contact at (0118) 9499000

24/7/00



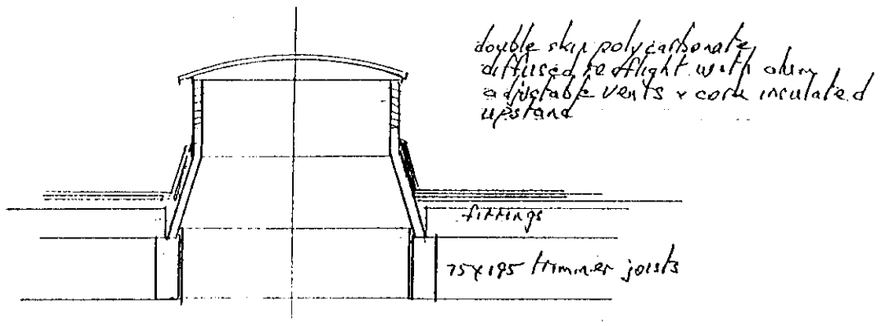

ROOFLIGHT

- high performance built up felt with code 4 cover flashing to wall & chipping topping
- Tyvek breather membrane
- 18 WBP ply decking
- s.w. rafters 25 thk 100 (Treated) with 100 gaps every metre
- 50x195 s.w. joists, SC3 @ 400 c.c. (Treated)
- 90x90x6 m.s. angle joist beam bolted to wall @ 600 c.c. max.
- 50x100 s.w. wall plate (Treated)
- 197 mineral wool insulation between joists (see Notes)
- 9.5 plasterboard & skim ceiling & vapour control layer
- eaves slot vents equal to 25 mm wide vents near wall on roof equal to 25 wide slot per metre run of abutment
- White plastic fascia & soffits. Black pvc gutter

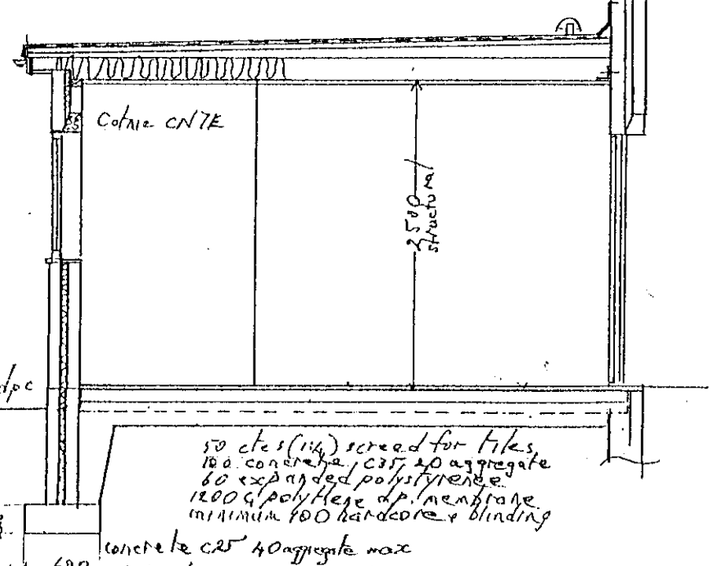

foundation depth to be as required by site & Building Control

SECTION A-A

NOTES

1. Wall Construction
   Outer leaf 102 facing brick in gauged mortar (1:2)
   50 cavity with mineral wool insulation, & wall ties @ 900 apart horizontally & 450 vertically in staggered formation plus max 300 vertically at openings.
   100 Thermalite shield inner leaf & 2 coat plaster. Skirting as existing where needed.

2. Thermal Insulation
   Window, patio door & new door double glazed.
   Roof (0.25 U) mineral wool slab W/MK-0.035
   Basic thickness Table A1 = 199
   Less for felt, roofspace, sarking board & plasterboard 12
   187 / 0.035
   Walls (0.45 U) mineral wool slab W/MK = 0.035
   Basic thickness 71
   Less brick, plaster & Thermalite shield 20
   Use 50 cavity fill 51
   Floor 0.45 U EPS = W/MK = 0.035
   A = 25 m² } P/A = 14.39/25 = 0.57
   P = 14.39 m }
   Use 60 EPS

3. Toughened glass in patio door & new Kitchen door

4. Joists fixed to plate with framing anchors & 1000 x 100 x 30 x 5 vertical straps to wall plate (4 No equal spaced & screwed to wall.

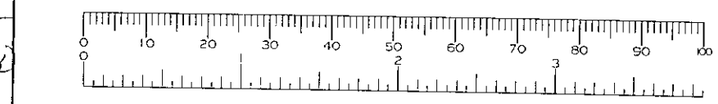

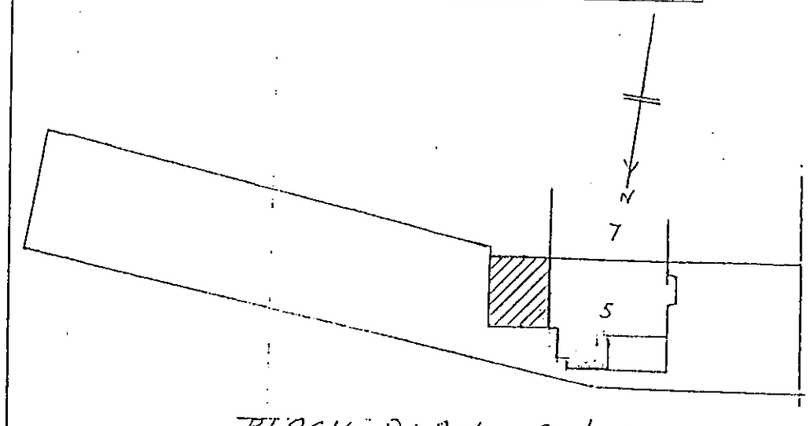

BLOCK PLAN Scale 1:500

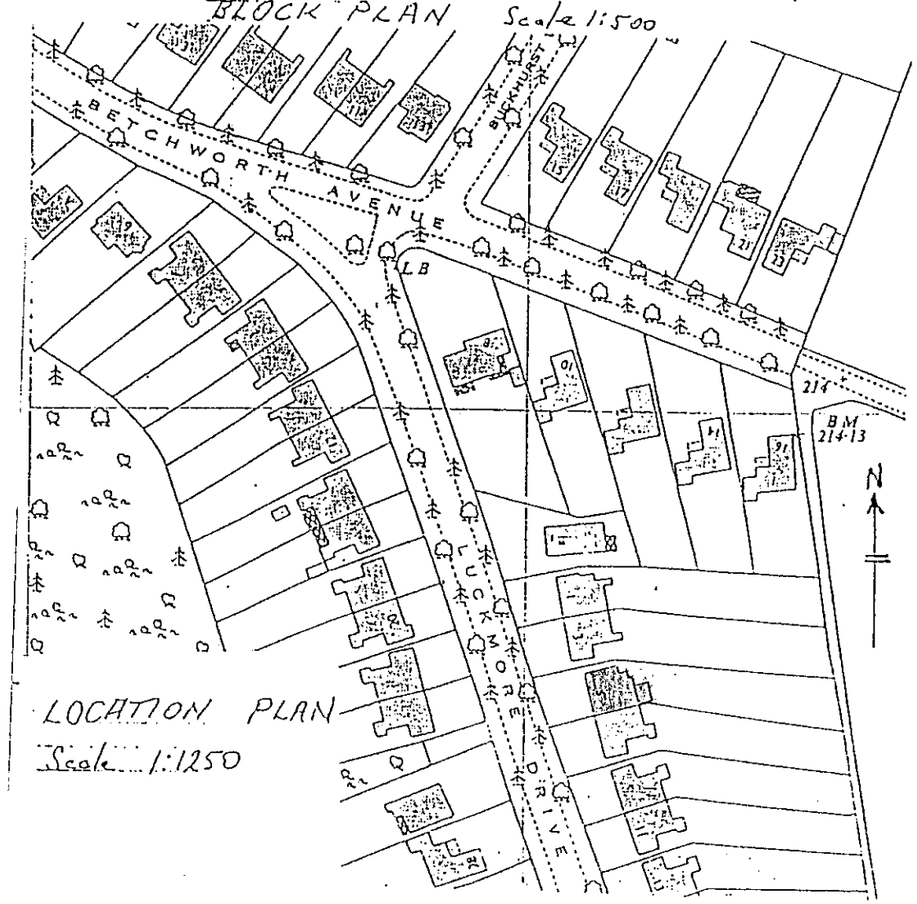

LOCATION PLAN
Scale 1:1250

REVISED DRAWING relating to Planning Approval No. F/2000/1315, showing external door in east wall as requested in letter of 7/4/00 ref: CD/EP2000/Deo(1315)

5 LUCKMORE DRIVE, EARLEY, READING, RG6 2RP.
MISS A McPHERSON
REAR EXTENSION to KITCHEN & DINING ROOM
Scales 1:50, 1:500, 1:1250
Drawing No. 1300A April 2000
H.D. BIRCH FRICS 41 SOUTH STREET, READING RG1 4QU Contact at 0118 9662000